

# EclDisplay CCFC

40W RGB+WW LED gallery light, Tunable White and Full Colour, constant current to be connected to external PSU & Driver



**EclDisplay CCFC**  
+  
ECLDISPPRZL2040 (optional)



**EclDisplay CCFC**  
+  
ECLDISPWASH1530 (optional)



40W RGB + Warm White LED



Constant current external driver



NO electronic on board



(Wash lens - optional) 15° ~ 30° / 25° ~ 50° manual



(Profile lens - optional) 20° ~ 40° manual



Shutter blades lockable (profile lens only)



360° rotation of lens and framing system



360° rotating barndoors and gel frame holder



Lockable tilt with screw



Hanging / ceiling installation



IP 20 for indoor use



RAL 9004 (black standard) - RAL 9010 (white standard)



RAL custom (colour on demand)

**EclDisplay** is a range of revolutionary and flexible LED spotlights designed for galleries, retail and any public venue where an advanced but classical looking fixture is needed, with several control options, sources and optic versions available to precisely meet any application.

The **EclDisplay CCFC** is the version of the **EclDisplay** range made to be connected to an external Constant Current PSU and driver (max 4 x 1.4A/4.5V), selecting among the PROLIGHTS accessories or any third-party compatible component, leaving to System Integrators to install this luminaire in venues with their own wiring distribution and control. **EclDisplay CCFC** includes a high-efficiency 40W RGB + Warm White LED capable of delivering both a Full Colour spectrum and also tuneable White, and it is completed with a wide selection of optional zoomable profile or wash lenses, and other optical accessories like louvres and snoots, making it a truly a multi-purpose fixture.

## MAIN FEATURES

- Constant Current version to be connected to external PSU and driver (max 4 x 1.4A/4.5V)
- 40W RGB + Warm White LED capable to deliver both a Full Colour generation and also Tunable White
- Multiple lens options: zoomable profile or wash optics

## VERSIONS


Code	Housing
ECLDISPLAYCCFCB	Black
ECLDISPLAYCCFCW	White



Conforms to UL STD. 1573  
Certified to CSA STD: C22.2 NO. 166

Visit our website  
for specifications and  
tech documentations





## PRODUCT SPECIFICATIONS

### LIGHT SOURCE

- Source: 40W RGB + Warm White LED
- Luminous flux: (profile - 20°) 366 lm - (profile - 40°) 325 lm; (wash 2550 - min) 308 lm - (wash 2550 - max) 407 lm; (wash 1530 - min) 309 lm - (wash 1530 - max) 343lm @full
- Lux: (profile - 20°) 194 lx - (profile - 40°) 42lx; (wash 2550 - min) 49 lx - (wash 2550 - max) 20 lx; (wash 1530 - min) 119 lx - (wash 1530 - max) 58lx @5 m full
- Source life expectancy: > 50.000 hrs (L70B10 @Ta 25° C / 77° F)

### OPTICS

- Zoom: (wash lens - optional) 15° ~ 30° or 25° ~ 50° - (profile lens - optional) 20° ~ 40°
- Other: 360° lens rotation - shutter blades lockable - optional 360° rotating barndoors and gel frame holder
- Other: (profile lens) shutter blades lockable
- Other: (profile lens - optional) manual rotating gobo holder size E, outer: 37 mm - image: 23 mm - thickness: max 3 mm

### COLOUR SYSTEM

- Colour mixing: RGB + Warm White

### BODY

- Hardware on-board: lockable tilt with screw
- Body: aluminium die-casting
- Body colour: RAL 9004 or RAL 9010
- Other: 1m cable included - Cable diameter range: 6 - 10 mm

### ELECTRICAL

- Constant Current mains: max 4 x 1.4A/4.5V
- Max power consumption: 30W

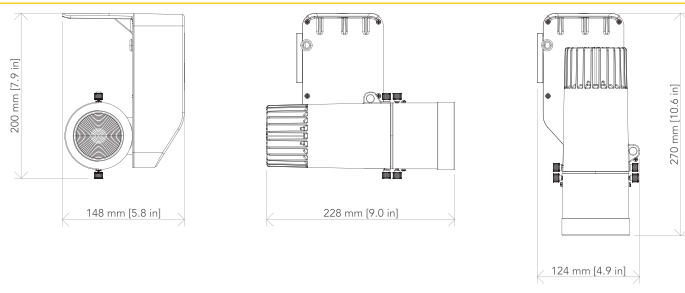
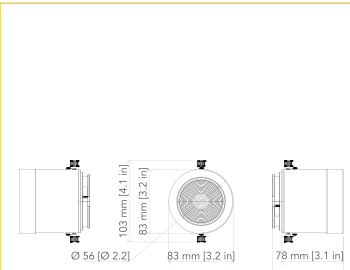
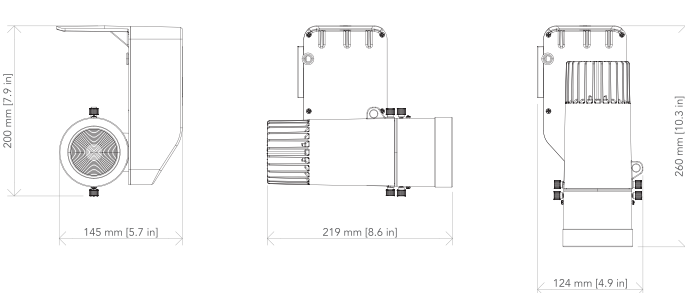
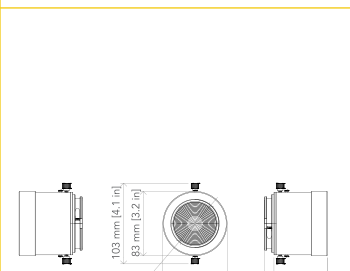
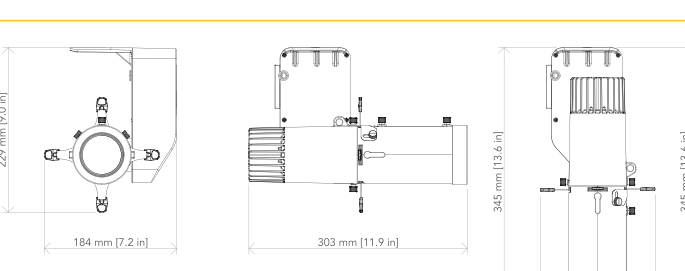
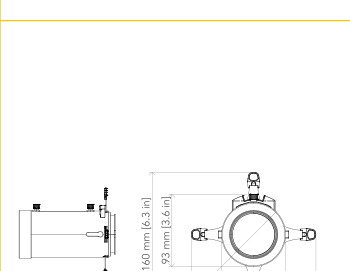
### PHYSICAL

- Operating Temperature: -10° ~ +45°
- IP rating: 20
- Cooling: passive cooling and fan-free
- Suspension and fixing: hanging / ceiling installation
- Data: screw terminal blocks
- Dimensions (WxHxD): 124X200x150mm
- Weight: 1,15kg

### CERTIFICATIONS / APPROVALS

- Certifications / Approvals: CE, UKCA, RCM, cTUVus, FCC

## TECHNICAL DRAWINGS

 <p>Weight: 2.1 kg - 4.63 lbs</p> <p>ECLDISPLAYUNFC with ECLDISPWASHL1530</p>	 <p>ECLDISPWASHL1530</p>
 <p>Weight: 2.08 kg - 4.60 lbs</p> <p>ECLDISPLAYUNFC with ECLDISPWASHL2550</p>	 <p>ECLDISPWASHL2550</p>
 <p>Weight: 2.27 kg - 5 lbs</p> <p>ECLDISPLAYUNFC with ECLDISPPRZL2040</p>	 <p>ECLDISPPRZL2040</p>

## ACCESSORIES

<ul style="list-style-type: none"> <li>ECLDISPPRL08B/W</li> <li>ECLDISPPRHDL18B/W</li> <li>ECLDISPPRHDL36B/W</li> <li>ECLDISPPRHDL50B/W</li> <li>ECLDISPPHDZL2040B/W</li> <li>EDISPDRVUNDATCAS</li> <li>ECLDISPWASHL1530B/W</li> <li>ECLDISPWASHL2550B/W</li> <li>ECLDISPPRZL2040B/W</li> <li>ECLDISPHSNOOTB/W</li> <li>ECLDISPLOUVREB/W</li> <li>ECLDISPBDNFFB/W</li> <li>ECLDISPGOBOHINDB/W</li> <li>ECLDISPFSNOOTB/W</li> <li>ECLDISPCEILFLGB/W</li> <li>ECLDISPCEILKIT</li> </ul>	<ul style="list-style-type: none"> <li>Fix Profile 8° Lens, with 4 framing shutters, for EclDisplay, black/white housing</li> <li>18° High definition profile lenses for Ecl Display series, black/white housing</li> <li>36° High definition profile lenses for Ecl Display series, black/white housing</li> <li>50° High definition profile lenses for Ecl Display series, black/white housing</li> <li>20° - 40° Zoomable High definition profile lenses for Ecl Display series, black/white housing</li> <li>Additional optional driver for ECLDISPLAY</li> <li>Zoomable Wash Lens 15-30° for EclDisplay, black/white housing</li> <li>Zoomable Wash Lens 25-50° for EclDisplay, black/white housing</li> <li>Zoomable Profile Lens 20-40°, with 4 framing shutters, for EclDisplay, black/white housing</li> <li>Half Snoot for EclDisplay, black/white housing</li> <li>Anti-glare louvre for EclDisplay, black/white housing</li> <li>Barndoor and filter frame (compatible with Wash Lenses) for EclDisplay, black/white housing</li> <li>Gobo holder for EclDisplay with manual index gear on board, black/white housing</li> <li>Full Snoot for EclDisplay, black/white housing</li> <li>Black flange to complete the EclDisplay ceiling adapter kit, black/white housing</li> <li>Ceiling adapter kit for EclDisplay (without flange)</li> </ul>
<ul style="list-style-type: none"> <li>UPBOX1UP5</li> <li>UPBOXPRO</li> <li>C6002B</li> <li>RSR0630B</li> <li>NAXTSC61002</li> <li>NAXTSC61003</li> <li>NAXTSC62002</li> <li>NAXTSC62003</li> <li>NAXTSC63002</li> <li>NAXTSC63003</li> <li>NAXTSC64002</li> <li>NAXTSC64003</li> <li>NAXTSC6112</li> <li>NAXTSC6113</li> </ul>	<ul style="list-style-type: none"> <li>Firmware uploader kit, USB IN, 5p XLR DMX OUT, DMX OUT</li> <li>Firmware uploader kit, USB IN, 5-pin XLR DMX OUT connector</li> <li>Slim aluminum clamp, 200kg loading, 48-51mm tubes, M10 bolt, Black</li> <li>Steel security cable for hanging bodies, inox steel shackle, L=60 cm,</li> <li>Global Pulse XTSC Lighting Track, 3 circuit DALI, 1000mm, black</li> <li>Global Pulse XTSC Lighting Track, 3 circuit DALI, 1000mm, white</li> <li>Global Pulse XTSC Lighting Track, 3 circuit DALI, 2000mm, black</li> <li>Global Pulse XTSC Lighting Track, 3 circuit DALI, 2000mm, white</li> <li>Global Pulse XTSC Lighting Track, 3 circuit DALI, 3000mm, black</li> <li>Global Pulse XTSC Lighting Track, 3 circuit DALI, 3000mm, white</li> <li>Global Pulse XTSC Lighting Track, 3 circuit DALI, 4000mm, black</li> <li>Global Pulse XTSC Lighting Track, 3 circuit DALI, 4000mm, white</li> <li>Global Pulse XTSC Connector 3-CCT DALI end feed, earth right, black</li> <li>Global Pulse XTSC Connector 3-CCT DALI end feed, earth right, white</li> </ul>

## ACCESSORIES

▪ NAXTSC6122	Global Pulse XTS Connector 3-CCT DALI end feed, earth left, black	▪ NAKKT3013184	Kit for Global Pulse 3-Circuit MULTI Adapter NAXTSA68
▪ NAXTSC6123	Global Pulse XTS Connector 3-CCT DALI end feed, earth left, white	▪ NAKKT3013185	Kit for Global Pulse 3-Circuit MULTI Adapter NAXTSA68
▪ NAXTSC6142	Global Pulse XTS Connector 3-CCT DALI middle feed, black	▪ NAKKT306007	Kit for Global Pulse DMX/DALI 3-Circuit Adapters NAGAC600
▪ NAXTSC6143	Global Pulse XTS Connector 3-CCT DALI middle feed, white	▪ NAKKT306008	Kit for Global Pulse DMX/DALI 3-Circuit Adapters NAGAC600
▪ NAXTSC6212	Global Pulse XTS Connector 3-CCT DALI straight connector, black	▪ NAXTSA682	Global Pulse 3-Circuit MULTI Adapter, 10A 100N Slot connection, black
▪ NAXTSC6213	Global Pulse XTS Connector 3-CCT DALI straight connector, white	▪ NAXTSA683	Global Pulse 3-Circuit MULTI Adapter, 10A 100N Slot connection, white
▪ NAXTSC6232	Global Pulse XTS Connector 3-CCT DALI flexible corner connector, black	▪ NAGAC6002	Global Pulse DMX/DALI 3-Circuit Adapters, 10A 100N Slot connection, black
▪ NAXTSC6233	Global Pulse XTS Connector 3-CCT DALI flexible corner connector, white	▪ NAGAC6003	Global Pulse DMX/DALI 3-Circuit Adapters, 10A 100N Slot connection, white
▪ NAXTSNC6342	Global Pulse XTSN Connector 3-CCT DALI L connector, earth right, black	▪ NASPW12SK215M	Global Pulse Track clip wire suspension set 1.5m, 150N, black
▪ NAXTSNC6343	Global Pulse XTSN Connector 3-CCT DALI L connector, earth right, white	▪ NASPW12SK25M	Global Pulse Track clip wire suspension set 5m, 150N, black
▪ NAXTSNC6352	Global Pulse XTSN Connector 3-CCT DALI L connector, earth left, black	▪ NASPW12SK315M	Global Pulse Track clip wire suspension set 1.5m, 150N, white
▪ NAXTSNC6353	Global Pulse XTSN Connector 3-CCT DALI L connector, earth left, white	▪ NASPW12SK35M	Global Pulse Track clip wire suspension set 5m, 150N, white
▪ NAXTSNC6362	Global Pulse XTSN Connector 3-CCT DALI T connector, earth right/right, black	▪ NAXTSA57129	Global Pulse Rotating Nipples 3-Circuit Adapters, M10, H 12mm, D 7,4mm
▪ NAXTSNC6363	Global Pulse XTSN Connector 3-CCT DALI T connector, earth right/right, white	▪ NAXTSA55129	Global Pulse Rotating Nipples 3-Circuit Adapters, M13, H 12mm, D 9mm
▪ NAXTSNC6372	Global Pulse XTSN Connector 3-CCT DALI T connector, earth left/left, black	▪ NAGAM109	Global Pulse Nut M10 for NAXTSA57129
▪ NAXTSNC6373	Global Pulse XTSN Connector 3-CCT DALI T connector, earth left/left, white	▪ NASKB122	Global Pulse Track Mounting Clamp for Rod and Wire, 200N, black
▪ NAXTSNC6382	Global Pulse XTSN Connector 3-CCT DALI X connector, black	▪ NASKB123	Global Pulse Track Mounting Clamp for Rod and Wire, 200N, white
▪ NAXTSNC6383	Global Pulse XTSN Connector 3-CCT DALI X connector, white	▪ PLCPW93075	Power PVC cable H05VV-F 3G0,75
▪ NAXTSNC6392	Global Pulse XTSN Connector 3-CCT DALI T connector, earth right/left, black	▪ PLCDX53D5	120 Ohm DMX cable, 2 twisted poles, external sheath with reduced diameter
▪ NAXTSNC6393	Global Pulse XTSN Connector 3-CCT DALI T connector, earth right/left, white	▪ PLCPD7501P14D	Power & DMX 120 Ohm
▪ NAXTSNC6402	Global Pulse XTSN Connector 3-CCT DALI T connector, earth left/right, black	▪ PLCPD7501P68D	Power & DMX 120 Ohm
▪ NAXTSNC6403	Global Pulse XTSN Connector 3-CCT DALI T connector, earth left/right, white	▪ INF7501P14D5L01	YY splitter cable Power 3x1 mm2 + DMX 120 Ohm, bare end
▪ NAXTS412	Global Pulse XTS Connector 3-CCT DALI END cap, black	▪ PLCYA7501P14D	YY splitter cable Power 3x1 mm2 + DMX 120 Ohm, 1 meter length
▪ NAXTS413	Global Pulse XTS Connector 3-CCT DALI END cap, white	▪ EUT997592	EUTRAC multiAdapter with data bus option
		▪ EUT997596	EUTRAC multiAdapter with data bus option
		▪ EUT990662	Mounting nut66 for EUT99759
		▪ EUT990666	Mounting nut66 for EUT99759
		▪ EUT996980	Data bus tap EUT99759

## ORDERING INFORMATION

MODEL	COLOUR TEMP	HOUSING	LENS TYPE	OPTICAL ACCESSORIES	DRIVER & CONNECTION	CEILING INSTALLATION
ECLDISPLAYCC	FC (RGB + WW)	BK (black housing) WH (white housing)	ECLDISPWASHL1530 (15°-30° wash lens) ECLDISPWASHL2550 (25°-50° wash lens) ECLDISPPRZL2040 (20°-40° profile lens)	ECLDISPHSNOOT (half snoot) ECLDISPFSNOOT (full snoot) ECLDISPLOUVRE (anti-glare louvre) ECLDISPBDNFF (barndoor + filter frame) ECLDISGOBOHIND (gobo holder)	ELPD50SAM4Z0X (EldoLED power drive DMX-RDM) ELTOOLBOXPRO (EldoLED tool box)	ECLDISPCEILKIT (ceiling installation kit) ECLDISPCEILFLG (ceiling installation flange)