

EclProfile HDTWC

91x3,5W Tunable White and colour LED profile with 6 colour LED source



EclProfile HDTWC is an advanced LED ellipsoidal featuring 6 colour mixing to deliver high precision reproduction of the white spectrum from 2.800 K to 10.000 K with high CRI and an extensive colour reproduction. The optical system harnesses the power of a 91x3,5W custom LED with 6 colours to create an even beam with clean shutter cuts and beautiful sharp or soft edge gobo focusing. Featuring HD dimming and tuning from 2.800 K to 10.000 K version, the **EclProfile** HDTWC delivers the performance and quality of output demanded from this level of light.

MAIN FEATURES

- Tunable White 2.800 K - 10.000 K with high CRI and extensive colour mixing
- +/- green and magenta white tuning
- Advanced focusing

VERSIONS

Code	Housing
ECLHDTWCBK	Black
ECLHDTWCWH	White

TECHNICAL SPECIFICATION

LIGHT SOURCE

- Source: 91x3,5W 6 colour custom LEDs source (red, orange, green, royal blue, blue, lime)
- CCT: 2.800 K - 10.000K
- Luminous flux: (5°) TBD; (10°) TBD; (14°) 4'212 lm; (19°) 5'235 lm; (26°) 5'669 lm; (36°) 6'415 lm; (50°) 5'856lm @full
- Lux: (5°) TBD; (10°) TBD; (14°) 4'965 lx; (19°) 3'084 lx - (26°) 2'018 lx - (36°) 958 lx - (50°) 503lx @5 m full
- CRI: 89 @3.200 K; 93,6 @5.600 K
- R9: 90 @3.200 K; 95,4 @5.600 K
- TLCI: 89 @5.600 K
- TM30 Rf: 90 @5.600 K
- TM30 Rg: 106 @5.600 K
- Source life expectancy: > 50.000 h

OPTICS

- Beam angle: optional 5° / 10° / 14° / 19° / 26° / 36° / 50° / zoom 15°-30° / zoom 25°-50°
- Lens type: high-quality glass lens optics
- Focus: manual

COLOUR SYSTEM

- Colour mixing: RGBL, orange, royal blue
- CCT: CCT control, + / - green correction, tungsten emulation
- White presets: 2.800 K - 10.000K
- Colour wheel: virtual colour wheel with macros

DYNAMIC EFFECTS

- Gobo size: B, outer: 86 mm - image: 64,5 mm - thickness: 1,1 mm
- Static mode: selection of static colour
- Manual mode: manual adjustment of dimmer and strobe
- Auto mode: built-in programs with execution speed adjustment
- Special features: linear crossfade channel from any white to any colour; virtual CTO on colours

BODY

- Body: sturdy die-cast aluminium body

ACCESSORIES & RELATED PRODUCTS

▪ 9513FCAL03	Ass. 3x2.5mm TH07 cable, 16A 3p 230V CEE plug, MENAC3FCA socket, L.3m
▪ 9533FCAL03	Ass. 3x2.5mm TH07 cable, SHUKO plug, MENAC3FCA socket, L.3m
▪ 958025L03	3x2.5mm TH07 Cable, 20A 3p PwCon FCA, 20A 3p PwCon FCB, L. 3m
▪ C6002B	Slim aluminum clamp, 200kg loading, 48-51mm tubes, M10 bolt, Black
▪ C6040B	Aluminum clamp for 28mm spigot, 200kg load, 48-51mm tubes, black
▪ ECLGH	Gobo holder for ECL/ECLFC/ECLHD profiler
▪ ECLIRIS2	Steel iris diaphragm for ECLFC/ECLHD profiler
▪ ECLLB05/10/14/19/26/36/50BK	5°/10°/14°/26°/36°/50° lens barrel for Ecl Profile fixtures, filterframe included, black housing

- Body colour: black

CONTROL

- Protocols: DMX512, RDM
- DMX channels: 2 / 5 CH1 / 5 CH2 / 7 / 9 / 12 / 13 / 16 / 19 / 21channel
- RDM: RDM for remote monitoring and settings
- Display: Graphic User Interface
- Firmware upgrade: yes, via USB - DMX interface (UPBOX1) not included
- Master/Slave: for synchronised operation of more units linked in a chain
- Other: 16bit control of dimmer and colour

ELECTRONICS

- Dimmer: linear 0 ~ 100% electronic dimmer
- Dimmer curves: 4 selectable dimming modes available
- Strobe / shutter: 1 - 30 Hz, electronic
- Operating temperature: -10° ~ +45°
- LED Control: flicker free operation
- Selectable PWM: 600 ~ 25.000 Hz

ELECTRICAL

- Mains power supply: 100-240V - 50/60Hz
- Max power consumption: 250W
- Output (at 230V): 14 units on a single power line
- Power factor: >0,94

PHYSICAL

- IP rating: 20
- Cooling: combination of heat pipe cooling system and low noise fan
- Suspension and fixing: bracket for hanging and positioning
- Signal connection: Amphenol XLR 5p IN/OUT connectors
- Power connection: Neutrik powerCON IN/OUT connectors
- Dimensions (WxHxD): 262x551x595mm
- Weight: 7,8kg

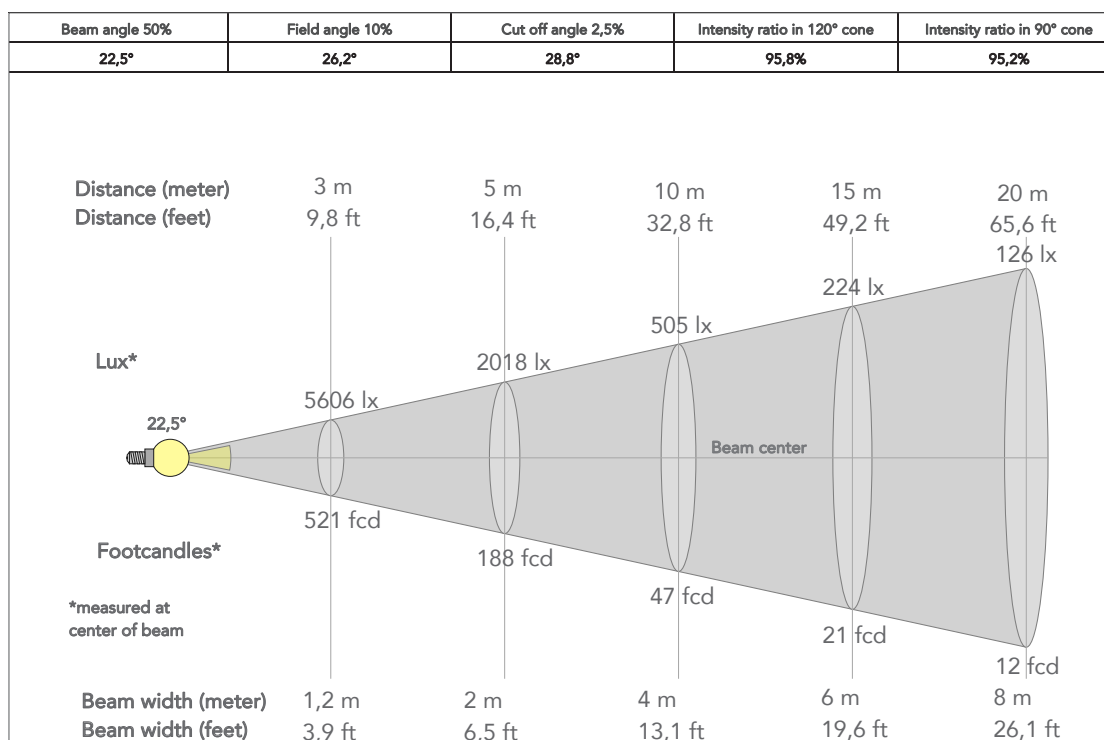
CERTIFICATIONS / APPROVALS

- Certifications / Approvals: CE, UKCA, RCM

▪ ECLLB05/10/14/19/26/36/50WH	5°/10°/14°/26°/36°/50° lens barrel for Ecl Profile fixtures, filterframe included, white housing
▪ ECLLZ1530	Optics for ECLFC/HD profiler, TPG incl., zoom 15°-30°
▪ ECLLZ2550	Optics for ECLFC/HD profiler, TPG incl., zoom 25°-50°
▪ ECLPROFILESEF1	Soft edge filter and holder kit for ECL profile projectors series
▪ FCLECLHDTWC	Flight case for 8 pcs of ECLHDTWC series
▪ RSR0630B	Steel security cable for hanging bodies, inox steel shackle, L=60 cm, black
▪ TOUR53415L03	Dmx cable HC5340. CANS5MXX XLR 5p->CANS5FXX XLR (f) 5p, L.3m
▪ UPBOX1U	Firmware uploader kit, USB IN, 3pin XLR DMX OUT, USB OUT

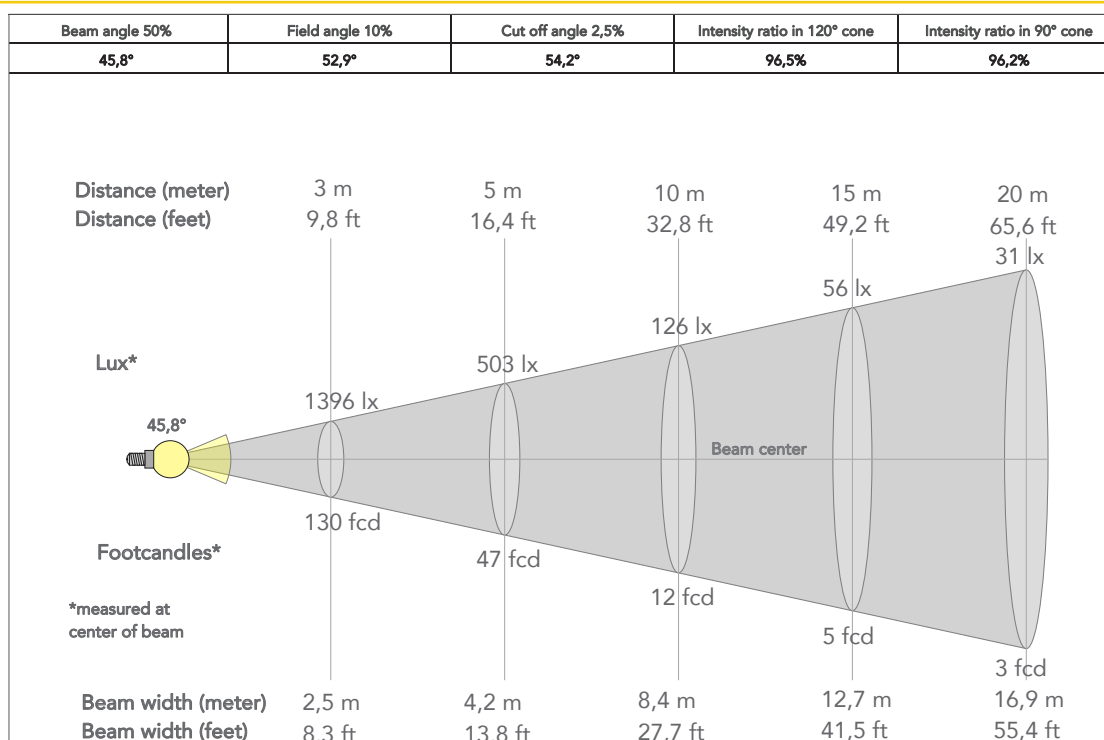
PRESET FULL ON

Beam angle 50%: 26°

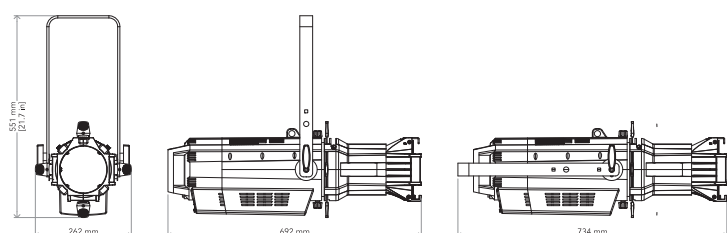


PRESET FULL ON

Beam angle 50%: 50°



TECHICAL DRAWINGS



CERTIFICATIONS / APPROVALS

Visit our website
for specifications and
tech documentations

