

# UpBox Tool

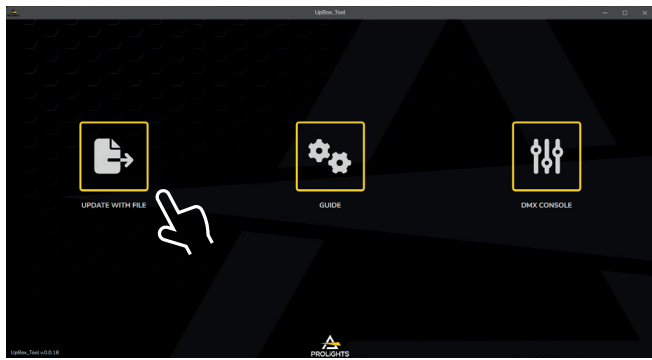
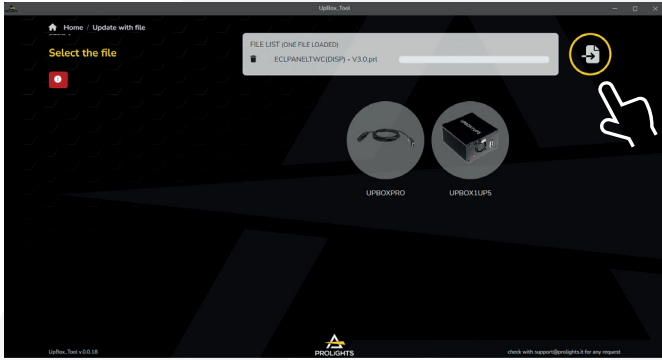

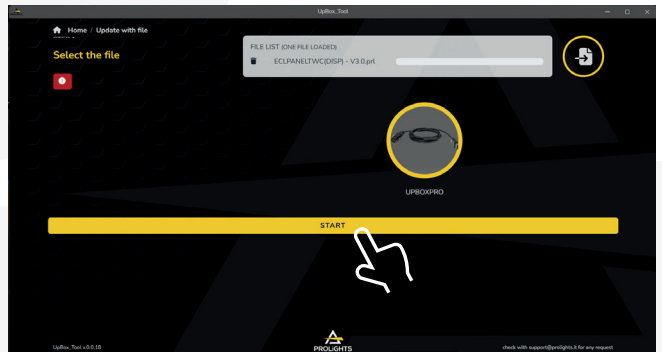
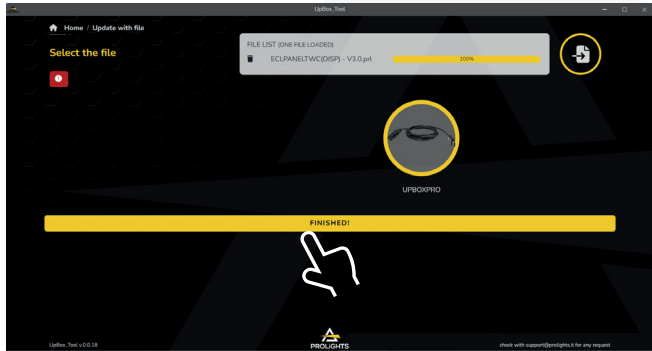

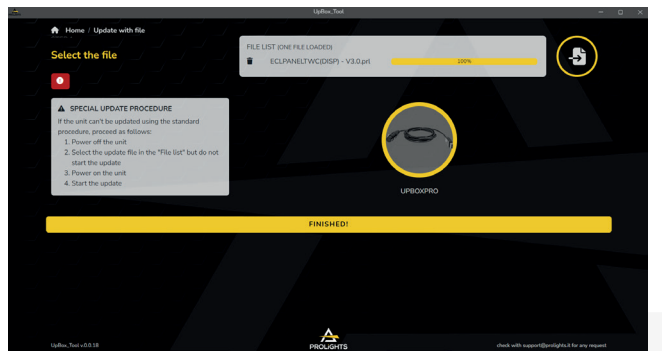
Update Prolights fixtures with **UpBox Tool** software using Prolights **UPBOX1**, **UPBOX2** or **UPBOXPRO**.

Interface	Compatibility	Software
UPBOXPRO	All Prolights products*	UpBox Tool  click <a href="#">here</a> to download the software
UPBOX2, UPBOX2P5	Check on web page description of products	
UPBOX1U, UPBOX1UP5		

\*to update products without DMX connector, please check with [support@prolights.it](mailto:support@prolights.it)

**NOTE:** use a PC with a Internet connection for the first setup of this software to get drivers

## UPDATE WITH FILE

<p>Open the software and click on <b>UPDATE WITH FILE</b></p> 	<p>Select the file from the PC (it's possible to select more files at same time)</p> 
<p>All interfaces compatible with the selected file will appear</p> 	<p>Select the interface and click on <b>START</b></p> 
<p>Once the process is completed click on <b>FINISHED</b></p> 	<p><b>Note:</b> If the update is not completed correctly click on  to check forcing updating procedure</p> 

## DMX CONSOLE (available only with **UPBOXPRO**)

