Photometric Test Report

ArcSpot XSFC

IP66 Spot featuring 600 lumen

with 3 x 4W RGB+WarmWhite source,

10° native

CONTENTS

Table of contents 2

Testing process 5

Color preset Full on

Beam angle 10° 6

Beam angle 10°+20° Filter 11

Beam angle 10°+40° Filter 16

Beam angle 10°+60° Filter 21

Beam angle 10°+10°x60° Filter 26

Beam angle 10°+30°x60° Filter 31

Color preset Red

Beam angle 10° 36

Beam angle 10°+20° Filter 39

Beam angle 10°+40° Filter 42

Beam angle 10°+60° Filter 45

Beam angle 10°+10°x60° Filter 48

Beam angle 10°+30°x60° Filter 51

Color preset Green

Beam angle 10° 54

Beam angle 10°+20° Filter 57

Beam angle 10°+40° Filter 60

Beam angle 10°+60° Filter 63

Beam angle 10°+10°x60° Filter 66

Beam angle 10°+30°x60° Filter 69

Color preset Blue

Beam angle 10° 72

Beam angle 10°+20° Filter 75

Beam angle 10°+40° Filter 78

Beam angle 10°+60° Filter 81

Beam angle 10°+10°x60° Filter 84

Beam angle 10°+30°x60° Filter 87

Color preset White

Beam angle 10°	90
Beam angle 10°+20° Filter	95
Beam angle 10°+40° Filter	100
Beam angle 10°+60° Filter	105
Beam angle 10°+10°x60° Filter	110
Beam angle 10°+30°x60° Filter	115

Color preset 2800K

Beam angle 10°	120
Beam angle 10°+20° Filter	125
Beam angle 10°+40° Filter	130
Beam angle 10°+60° Filter	135
Beam angle 10°+10°x60° Filter	140
Beam angle 10°+30°x60° Filter	145

Color preset 3200K

Beam angle 10°	150
Beam angle 10°+20° Filter	155
Beam angle 10°+40° Filter	160
Beam angle 10°+60° Filter	165
Beam angle 10°+10°x60° Filter	170
Beam angle 10°+30°x60° Filter	175

Color preset 4000K

Beam angle 10°	180
Beam angle 10°+20° Filter	185
Beam angle 10°+40° Filter	190
Beam angle 10°+60° Filter	195
Beam angle 10°+10°x60° Filter	200
Beam angle 10°+30°x60° Filter	205

Color preset 5600K

Beam angle 10°	210
Beam angle 10°+20° Filter	215
Beam angle 10°+40° Filter	220
Beam angle 10°+60° Filter	225
Beam angle 10°+10°x60° Filter	230
Beam angle 10°+30°x60° Filter	235

Color preset 6000K

Beam angle 10°	240
Beam angle 10°+20° Filter	245
Beam angle 10°+40° Filter	250
Beam angle 10°+60° Filter	255
Beam angle 10°+10°x60° Filter	260
Beam angle 10°+30°x60° Filter	265

Color preset 6500K

Beam angle 10°	270
Beam angle 10°+20° Filter	275
Beam angle 10°+40° Filter	280
Beam angle 10°+60° Filter	285
Beam angle 10°+10°x60° Filter	290
Beam angle 10°+30°x60° Filter	295

TESTING PROCESS

Prolights has its own optical testing laboratory in order to provide accurate photometric reports for its lighting products. The testing laboratory contains certain variety of precise lighting measurement systems that ensure an optimal reading of all the characteristic parameters of the lighting devices. All measurements are made at a controlled room temperature of 20°C without any external light sources. This photometric report is obtained through the data measured by a high precision measurement system and analyzed by a dedicate software.

Prolights measurement instrument

Prolights measurement instrument is a complete measurement system for any light source. It's equipped with two-axis goniometer, that enables to measure the full 3D distribution field of the light source. This instrument measures the light intensity, the beam angle and the most significative colors parameters, like color temperature, spectral distribution, CRI, CQS, TM-30 with a very high accuracy rate.

Please Note: All measurements are made with light source at operating temperature. Before starting the measurement, the instrument analyzes the process of the light source during the heating phase. The measuring process of all the parameters begins only when the light emission is stable, that is with a variation of less than 0.5% in a 15 minutes time frame.

Prolights measurement software

The software provides user friendly interface for the operator who does the measurements, and it also analyzes and processes all the collected data by the instrument. With this software it is possible to see the measured data in real-time and it is possible to examine all the measured data and graphics afterwards as well. All information is collected in a specific Prolights template, and the software creates also IES and LDT files, which are widely used to transfer the photometric data, and to develop lighting system.

Additionally, the fixtures are rechecked using various hand-held instruments like Sekonic C-700 and Gossen Mavospec Base, this is done to ensure, that the data in the photometric report are as accurate as possible.

Total lumen output:

630 lm

Peak candela output:

9784 cd

Light quality:

CRI: 44,4

Color temperature:

24083 K

PRODUCT NAME:

ARCSPOTXSFC

MEASURAMENT CONDITIONS:

Beam angle:
10°

Target:
Full On

Operator:
Salvatore Giglio

Date and time:
20/05/2024 13:05:14

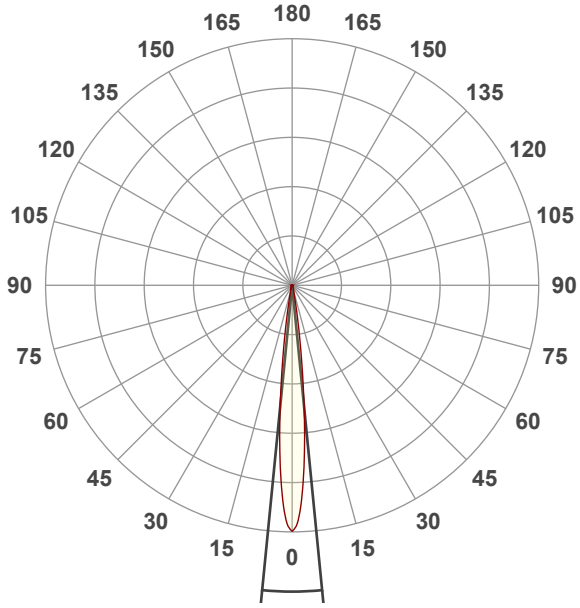

Beam angle 50%: 11,2°
Field angle 10%: 20,2°
Cut off angle 2.5%: 30,5°

Spectra

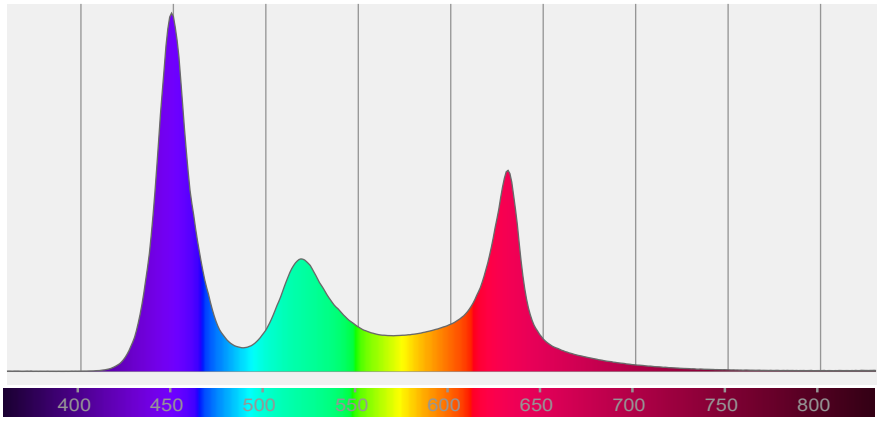

COLOR DETAILS

PROLIGHTS

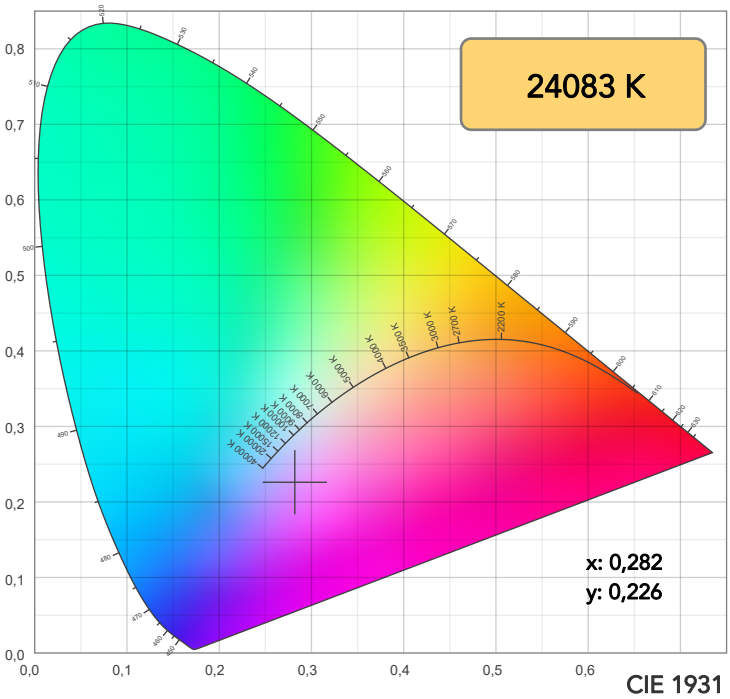

CIE 1931

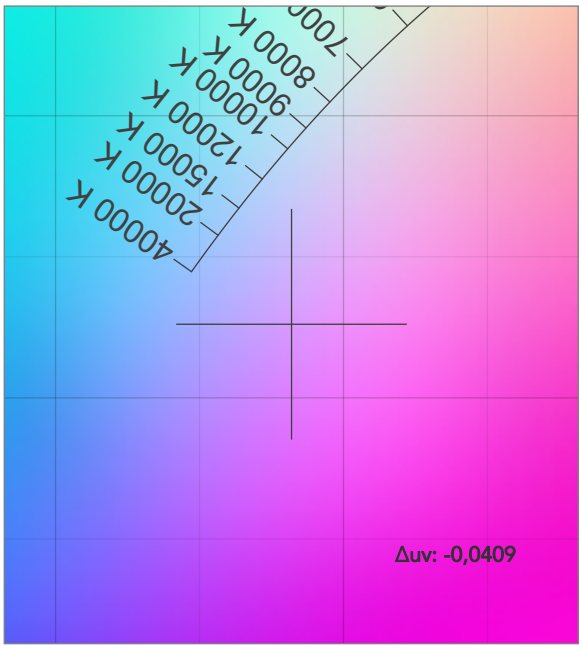

CIE 1931 ZOOM

TM30: 65,3

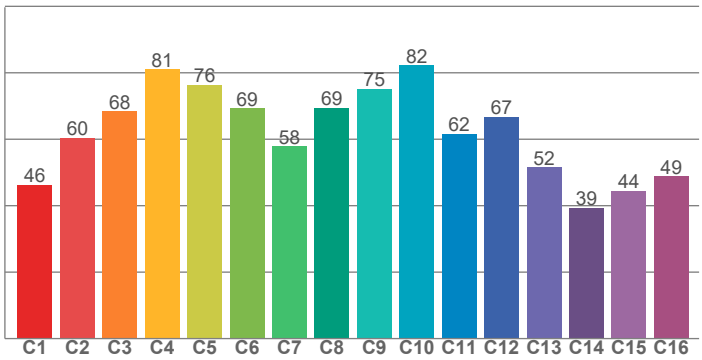

CRI: 44,4 (R1-R8)

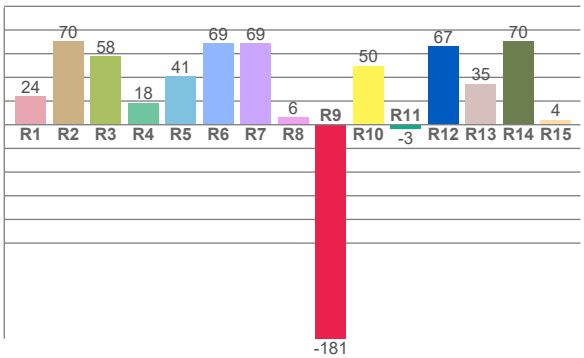

CRI R values, only R1-R8 are used to calculate final CRI value

R1	R2	R3	R4	R5	R6	R7	R8	R9	R10	R11	R12	R13	R14	R15
24,3	70,4	57,6	18,5	41,1	68,6	68,9	5,9	-180,6	49,7	-3,3	66,6	34,5	70,3	4,2

TM30 C values, 16 binned values out of total of 99 C values

C1	C2	C3	C4	C5	C6	C7	C8	C9	C10	C11	C12	C13	C14	C15	C16
46,3	60,5	68,4	81,0	76,4	69,2	57,8	69,5	75,2	82,2	61,7	66,8	51,6	39,4	44,5	48,9

CQS Q values

Q1	Q2	Q3	Q4	Q5	Q6	Q7	Q8	Q9	Q10	Q11	Q12	Q13	Q14	Q15
77,1	91,3	79,3	91,2	92,8	97,2	77,9	66,4	65,6	89,6	92,2	83,8	84,5	73,5	70,1

CQS: 79,6

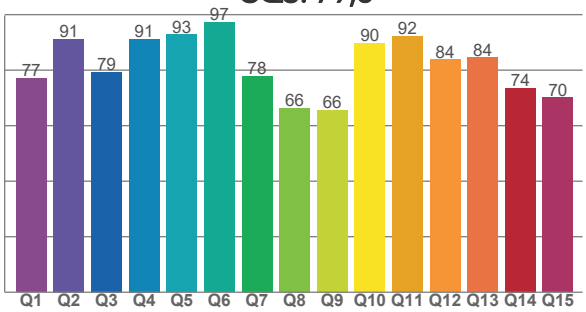

COLOR PARAMETERS

Color temperature	Color rendering index	Red component	Color fidelity	Color gamut	Color quality scale	Television lighting index	Color coordinate cie 1931	Color coordinate cie 1931	Color diviation from black body
CCT	CRI	CRI R9	TM30 Rf	TM30 Rg	CQS	TLCI	x	y	Δuv
24083 K	44,4	-180,6	65,3	127,4	79,6	70	0,282	0,226	-0,0409

TM30 DETAILS

PROLIGHTS

Rf 65,3

Fidelity index Rf

Rg 127,4

Gammut index

		Graphic shifts (%)	
Hue Bin	R_f	Chroma	Hue
1	46	30%	5%
2	60	17%	-4%
3	68	14%	-11%
4	81	6%	-1%
5	76	2%	8%
6	69	13%	18%
7	58	10%	13%
8	69	17%	13%
9	75	11%	5%
10	82	4%	13%
11	62	4%	19%
12	67	-2%	30%
13	52	1%	33%
14	39	10%	40%
15	44	37%	38%
16	49	21%	15%

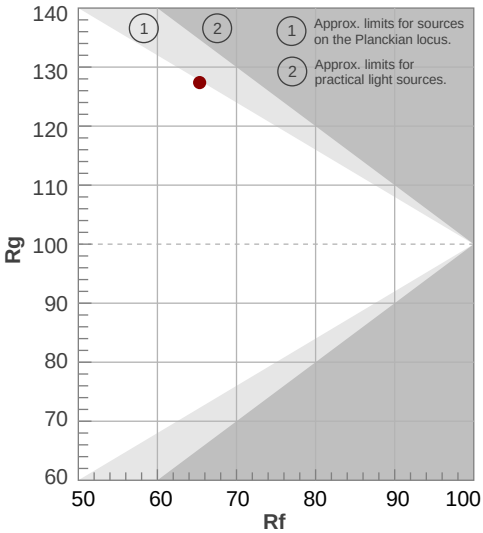

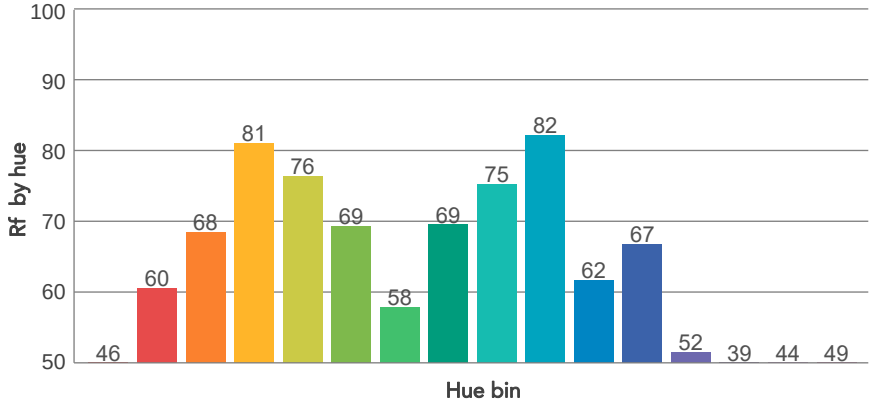

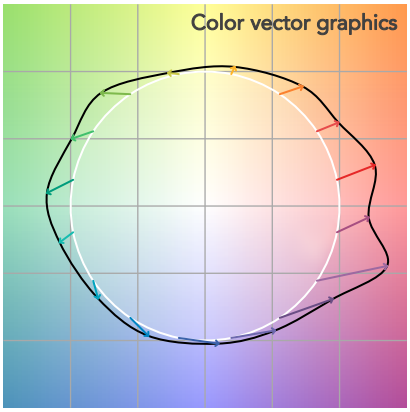

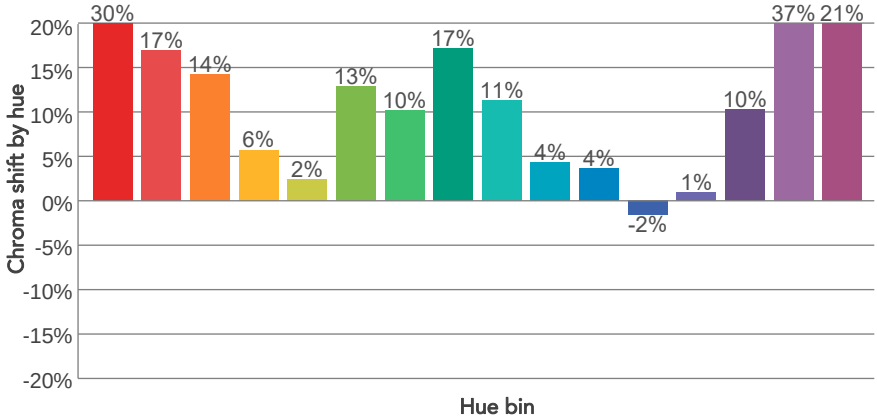

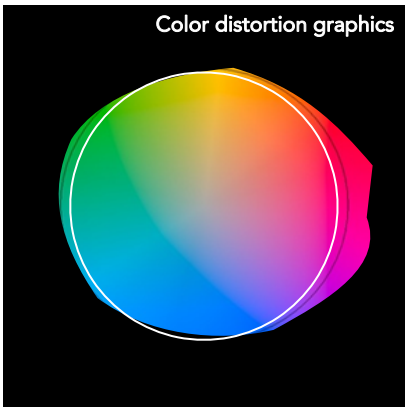

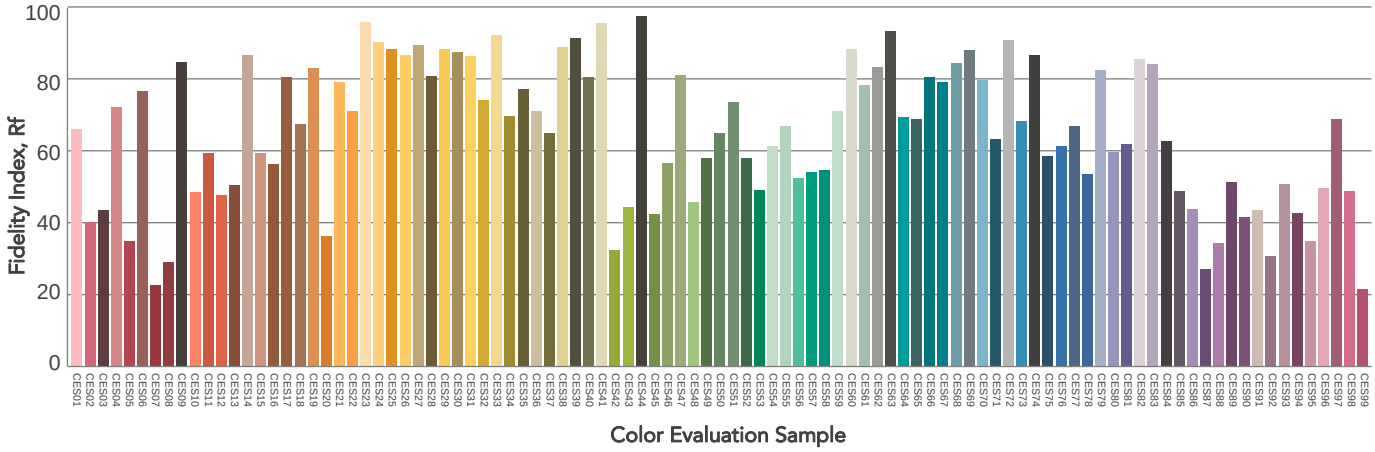

PROLIGHTS is a trademark of
MUSIC & LIGHTS S.r.l.
musiclights.it

Via A. Olivetti snc
04026 - Minturno (LT) ITALY
Tel: +39 0771 72190

prolights.it
info@prolights.it

BEAM DETAILS

Beam angle 50%	Field angle 10%	Cut off angle 2,5%	Intensity ratio in 120° cone	Intensity ratio in 90° cone
11,2°	20,2°	30,5°	91,0%	87,1%

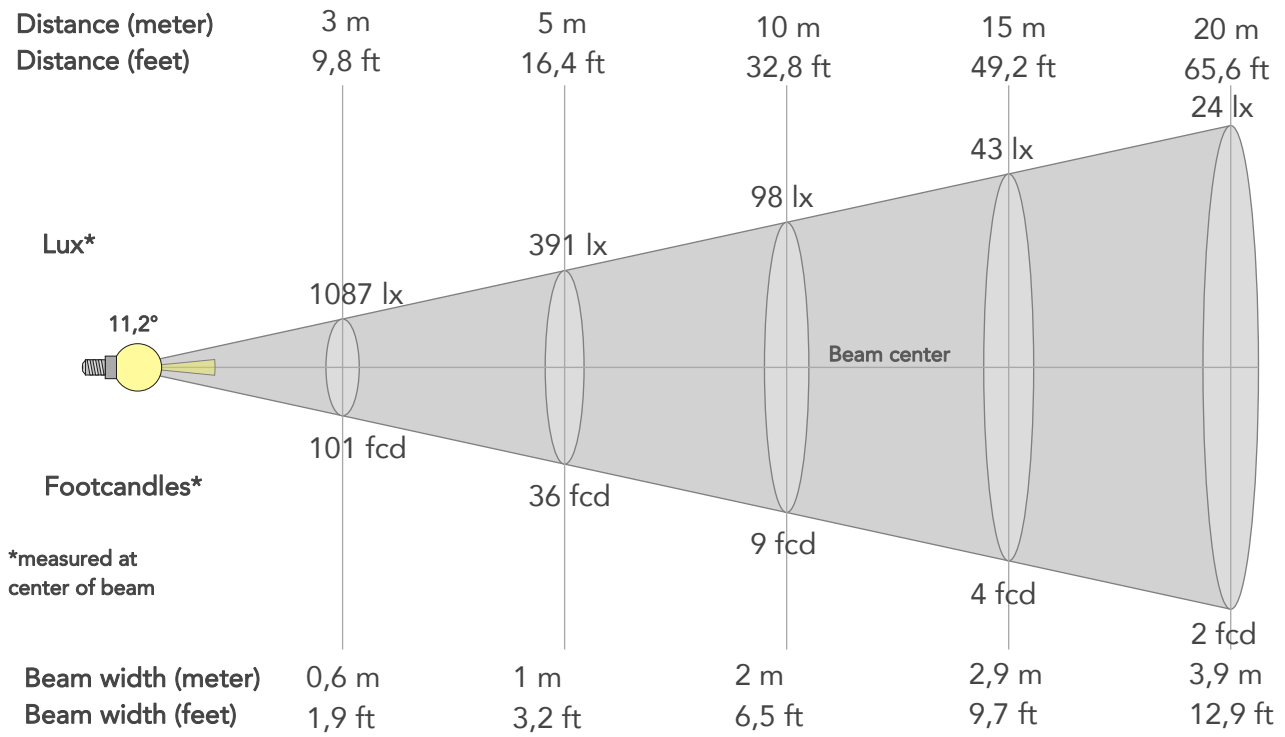

BEAM INTENSITIES AND WIDTHS

Distance	1m	2m	3m	4m	5m	7,5m	10m	15m	20m	25m	30m	40m	50m
Distance	3,3ft	6,6ft	9,8ft	13,1ft	16,4ft	24,6ft	32,8ft	49,2ft	65,6ft	82ft	98,4ft	131,2ft	164ft
Lux	9784lx	2446lx	1087lx	612lx	391lx	174lx	98lx	43lx	24lx	16lx	11lx	6lx	4lx
Footcand.	909fcd	227fcd	101fcd	57fcd	36fcd	16fcd	9fcd	4fcd	2fcd	1fcd	1fcd	1fcd	0fcd
Beam wid.	0,2m	0,4m	0,6m	0,8m	1m	1,5m	2m	2,9m	3,9m	4,9m	5,9m	7,9m	9,8m
Beam wid.	0,6ft	1,3ft	1,9ft	2,6ft	3,2ft	4,8ft	6,5ft	9,7ft	12,9ft	16,1ft	19,4ft	25,8ft	32,3ft

LINEAR DISTRIBUTION DIAGRAM

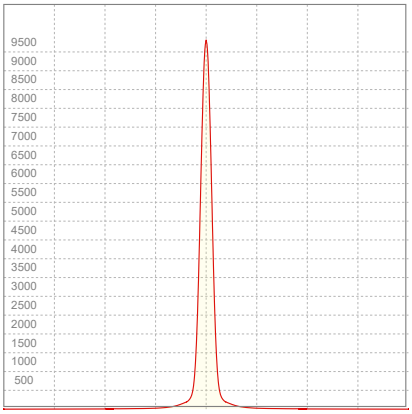

ELECTRICAL SPECIFICATIONS

Input voltage	Input current	Input power	Power FC	Effeciency
229V	0,141A	15,5W	0,48	41lm/W

PROLIGHTS is a trademark of
MUSIC & LIGHTS S.r.l.
musiclights.it

Via A. Olivetti snc
04026 - Minturno (LT) ITALY
Tel: +39 0771 72190

prolights.it
info@prolights.it

ISO DIAGRAMS

ISO CANDELA DIAGRAM

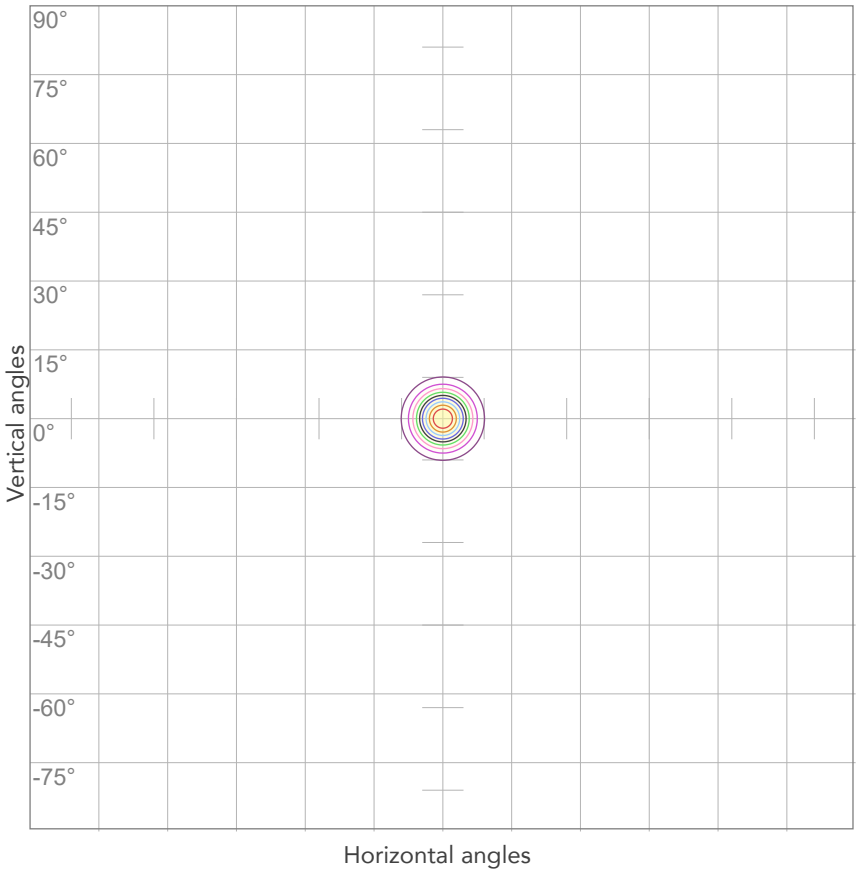

10%	978 cd
20%	1957 cd
30%	2935 cd
40%	3914 cd
50%	4892 cd
60%	5871 cd
70%	6849 cd
80%	7828 cd

Conditions:

Number of c-planes: 2

Candela at center: 9784 cd

ISO LUX DIAGRAM

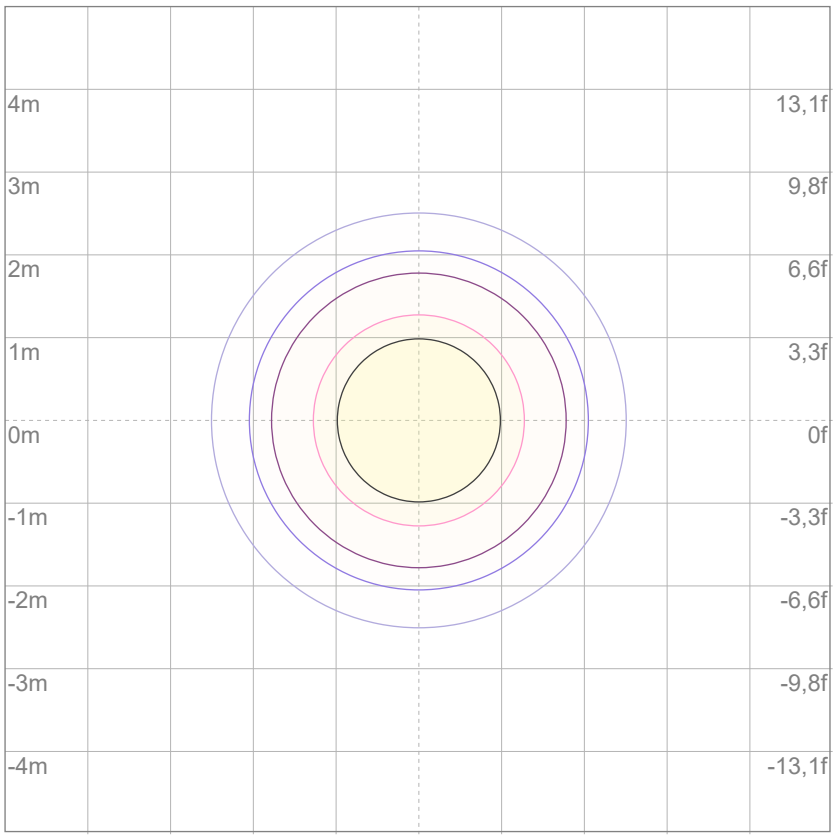

Mounting height: 10 meters (33 feet)

3%	2,94 lx
5%	4,89 lx
10%	9,78 lx
30%	29,4 lx
50%	48,9 lx

Conditions:

Number of c-planes: 2

Lux at center: 97,8 lx

Lux distribution on a surface when lamp is mounted at 10 meters from the surface.

Total lumen output:

544 lm

Peak candela output:

2085 cd

Light quality:

CRI: 44,8

Color temperature:

24236 K

PRODUCT NAME:

ARCSPOTXSFC

MEASURAMENT CONDITIONS:

Beam angle:
10° + 20° Filter

Target:
Full On

Operator:
Salvatore Giglio

Date and time:
21/05/2024 12:38:07

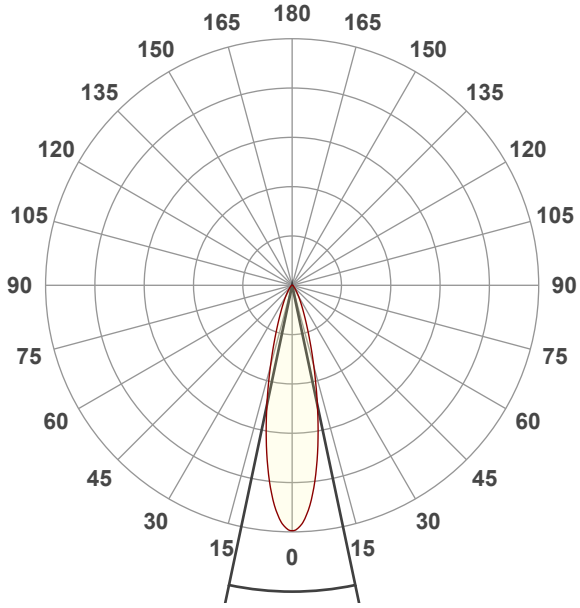

Beam angle 50%: 23,8°
Field angle 10%: 48,8°
Cut off angle 2.5%: 74,2°

Spectra

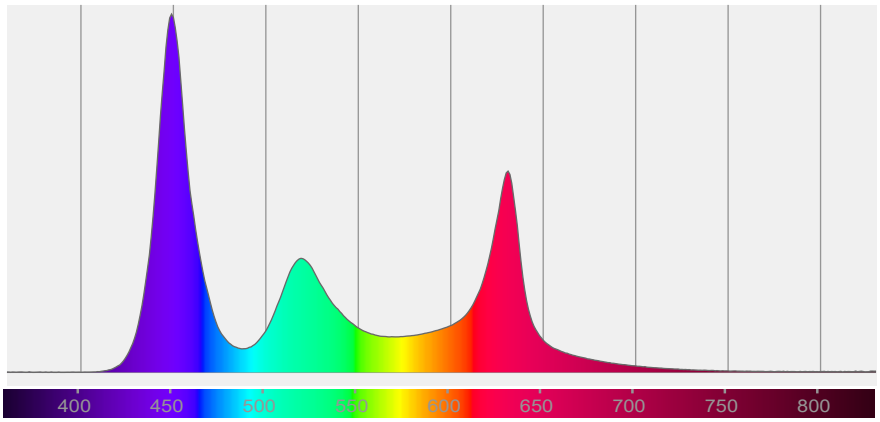

COLOR DETAILS

PROLiGHTS

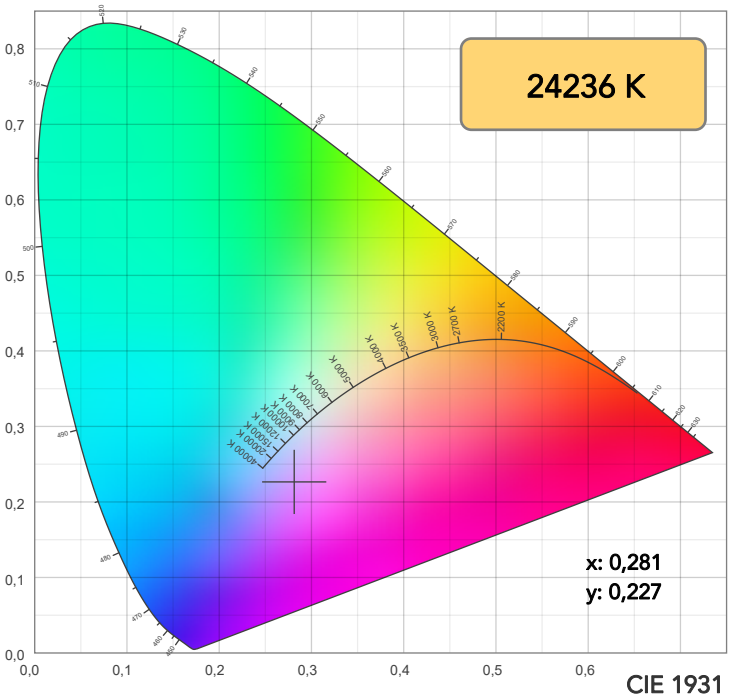

CIE 1931

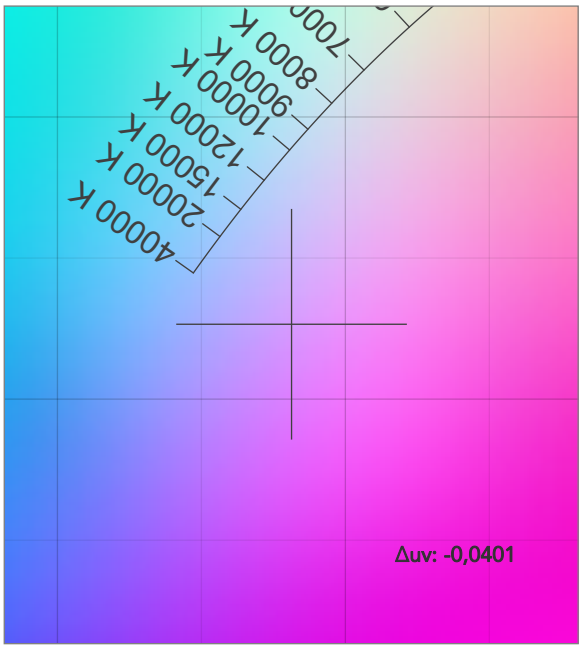

CIE 1931 ZOOM

TM30: 65,6

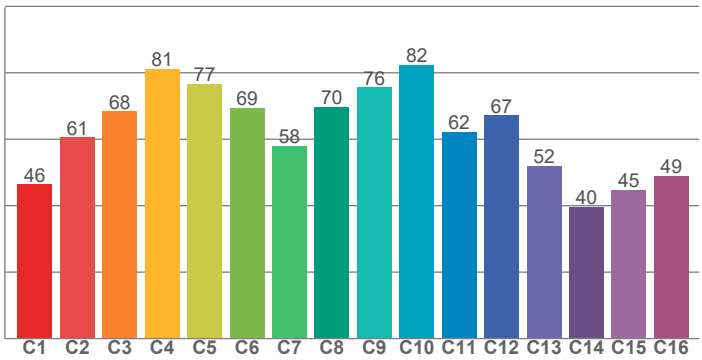

CRI: 44,8 (R1-R8)

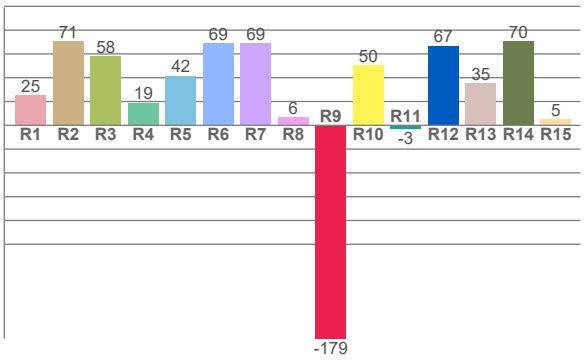

CRI R values, only R1-R8 are used to calculate final CRI value

R1	R2	R3	R4	R5	R6	R7	R8	R9	R10	R11	R12	R13	R14	R15
24,9	70,9	57,7	18,9	41,7	69,1	69,0	6,5	-179,3	50,5	-2,8	66,8	35,1	70,5	5,0

TM30 C values, 16 binned values out of total of 99 C values

C1	C2	C3	C4	C5	C6	C7	C8	C9	C10	C11	C12	C13	C14	C15	C16
46,4	60,6	68,4	81,2	76,6	69,4	58,0	69,8	75,6	82,4	62,1	67,2	51,9	39,7	44,7	49,1

CQS Q values

Q1	Q2	Q3	Q4	Q5	Q6	Q7	Q8	Q9	Q10	Q11	Q12	Q13	Q14	Q15
77,1	91,4	79,6	91,8	92,6	97,4	78,1	66,6	65,9	90,0	91,7	83,2	84,1	73,7	70,3

CQS: 79,7

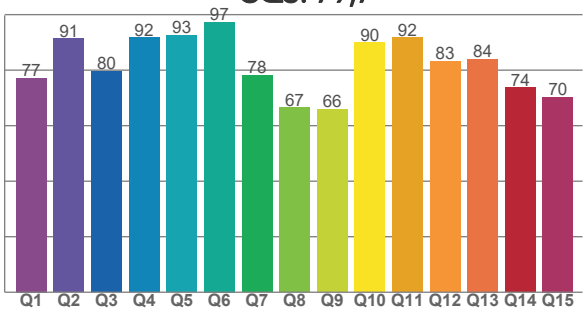

COLOR PARAMETERS

Color temperature	Color rendering index	Red component	Color fidelity	Color gamut	Color quality scale	Television lighting index	Color coordinate cie 1931	Color coordinate cie 1931	Color diviation from black body
CCT	CRI	CRI R9	TM30 Rf	TM30 Rg	CQS	TLCI	x	y	Δuv
24236 K	44,8	-179,3	65,6	127,2	79,7	69	0,281	0,227	-0,0401

TM30 DETAILS

PROLIGHTS

Rf 65,6

Fidelity index Rf

Rg 127,2

Gammut index

		Graphic shifts (%)	
Hue Bin	R_f	Chroma	Hue
1	46	30%	5%
2	61	17%	-4%
3	68	14%	-11%
4	81	6%	-2%
5	77	2%	7%
6	69	13%	17%
7	58	10%	13%
8	70	17%	13%
9	76	11%	5%
10	82	4%	13%
11	62	4%	18%
12	67	-2%	29%
13	52	1%	33%
14	40	10%	40%
15	45	37%	38%
16	49	21%	15%

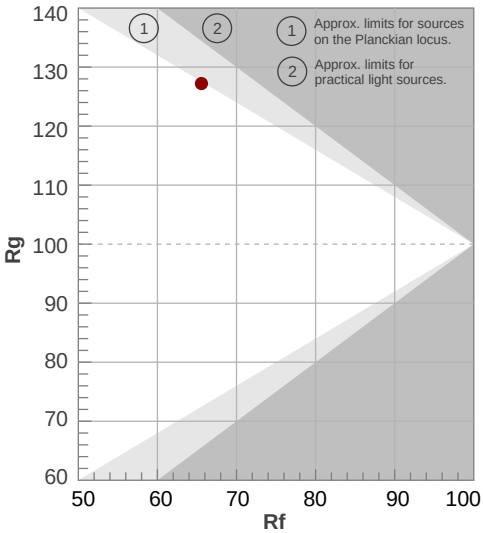

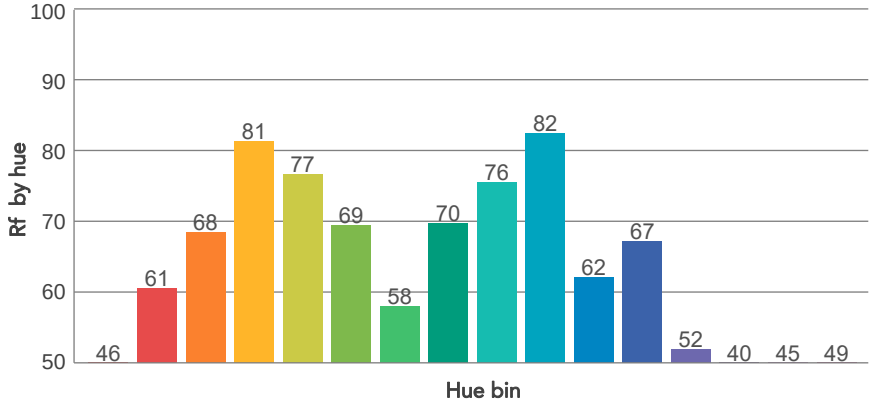

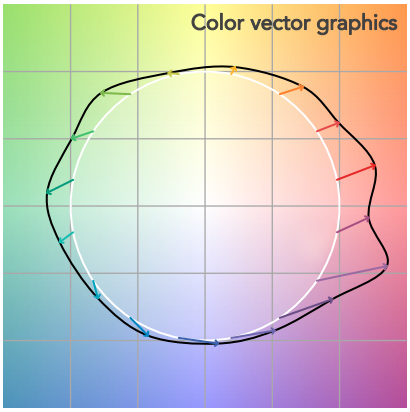

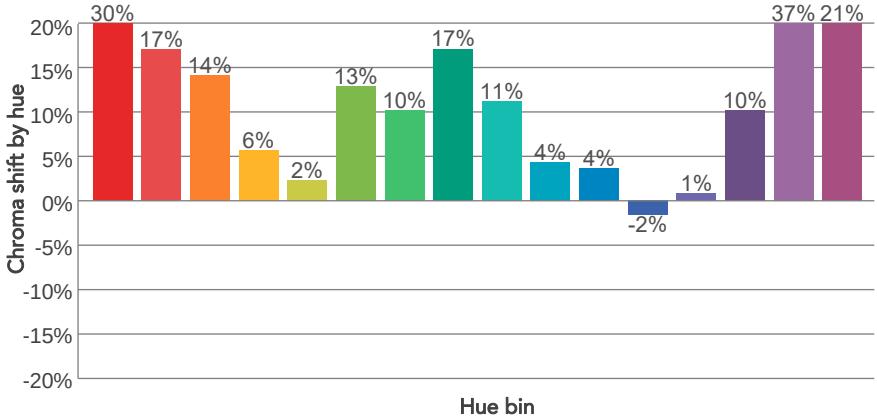

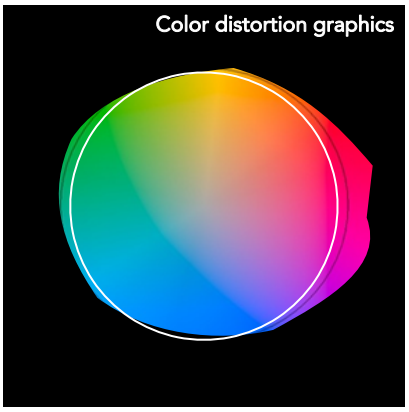

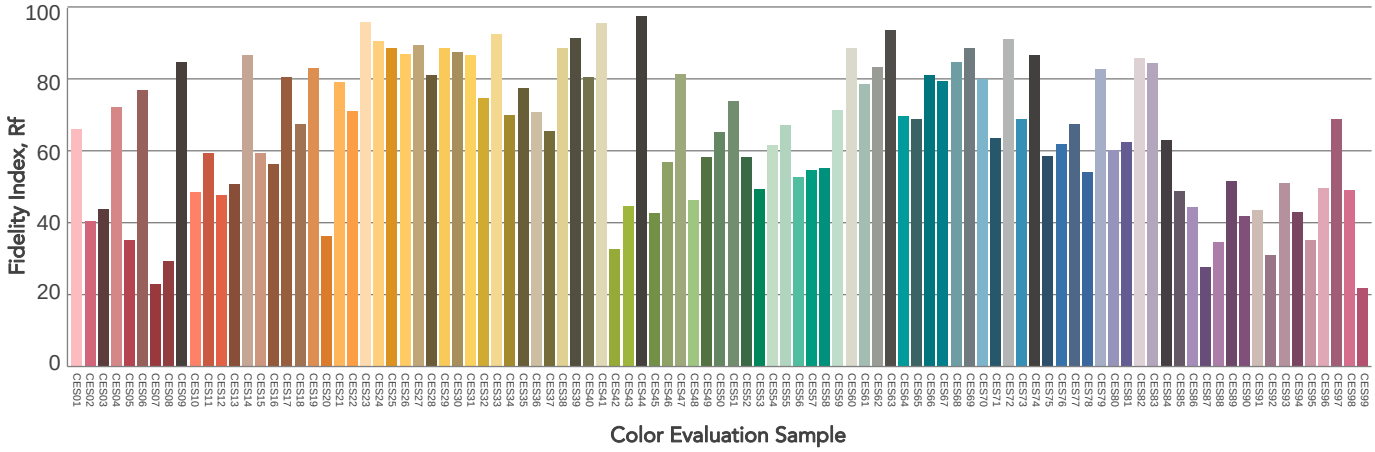

PROLIGHTS is a trademark of
MUSIC & LIGHTS S.r.l.
musiclights.it

Via A. Olivetti snc
04026 - Minturno (LT) ITALY
Tel: +39 0771 72190

prolights.it
info@prolights.it

BEAM DETAILS

Beam angle 50%	Field angle 10%	Cut off angle 2,5%	Intensity ratio in 120° cone	Intensity ratio in 90° cone
23,8°	48,8°	74,2°	96,5%	92,4%

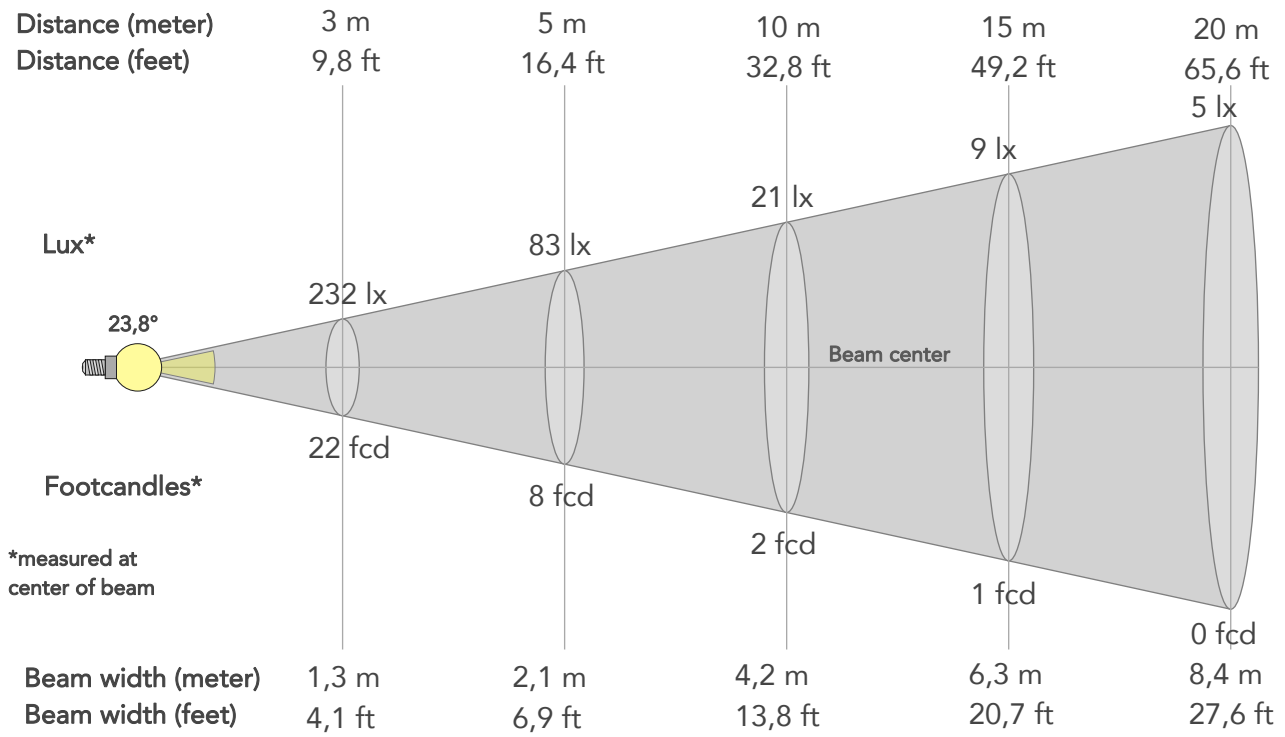

BEAM INTENSITIES AND WIDTHS

Distance	1m	2m	3m	4m	5m	7,5m	10m	15m	20m	25m	30m	40m	50m
Distance	3,3ft	6,6ft	9,8ft	13,1ft	16,4ft	24,6ft	32,8ft	49,2ft	65,6ft	82ft	98,4ft	131,2ft	164ft
Lux	2085lx	521lx	232lx	130lx	83lx	37lx	21lx	9lx	5lx	3lx	2lx	1lx	1lx
Footcand.	194fcd	48fcd	22fcd	12fcd	8fcd	3fcd	2fcd	1fcd	0fcd	0fcd	0fcd	0fcd	0fcd
Beam wid.	0,4m	0,8m	1,3m	1,7m	2,1m	3,2m	4,2m	6,3m	8,4m	10,5m	12,6m	16,9m	21,1m
Beam wid.	1,4ft	2,8ft	4,1ft	5,5ft	6,9ft	10,4ft	13,8ft	20,7ft	27,6ft	34,5ft	41,5ft	55,3ft	69,1ft

LINEAR DISTRIBUTION DIAGRAM

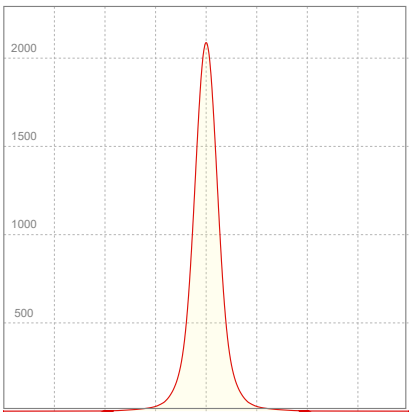

ELECTRICAL SPECIFICATIONS

Input voltage	Input current	Input power	Power FC	Effeciency
228V	0,138A	15,5W	0,49	35lm/W

PROLIGHTS is a trademark of
MUSIC & LIGHTS S.r.l.
musiclights.it

Via A. Olivetti snc
04026 - Minturno (LT) ITALY
Tel: +39 0771 72190

prolights.it
info@prolights.it

ISO DIAGRAMS

ISO CANDELA DIAGRAM

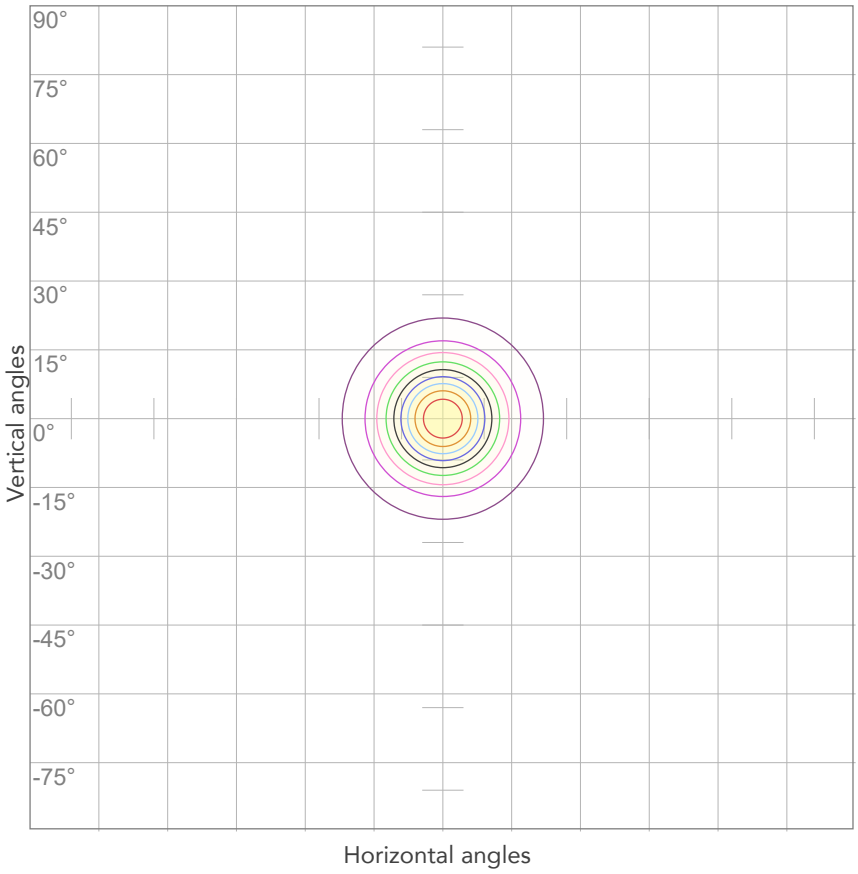

10%	208 cd
20%	417 cd
30%	625 cd
40%	834 cd
50%	1042 cd
60%	1251 cd
70%	1459 cd
80%	1668 cd

Conditions:

Number of c-planes: 2

Candela at center: 2085 cd

ISO LUX DIAGRAM

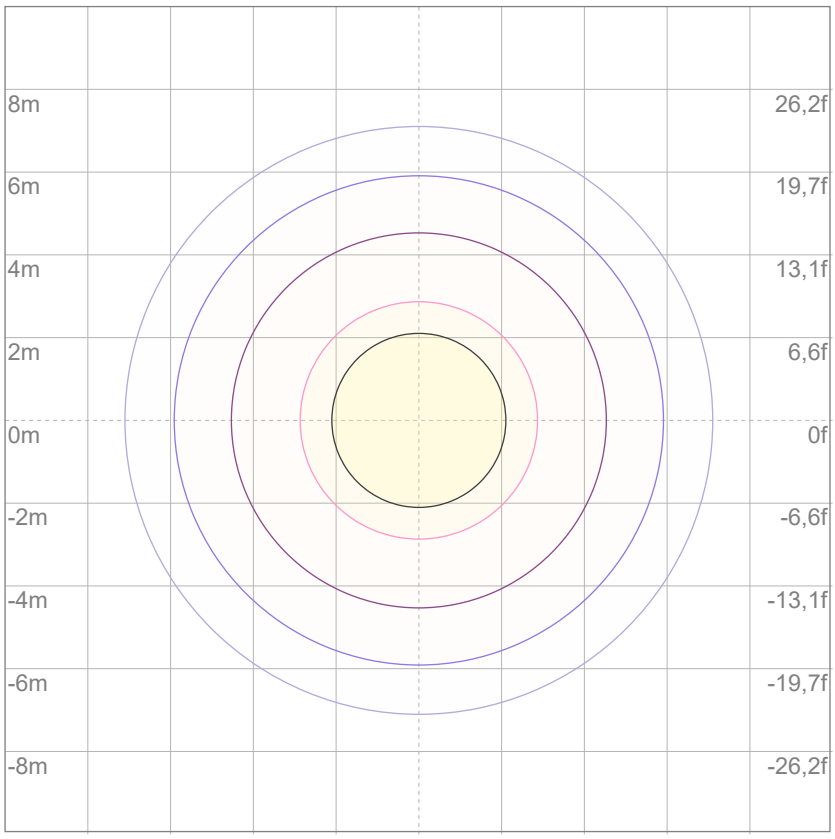

Mounting height: 10 meters (33 feet)

3%	0,625 lx
5%	1,04 lx
10%	2,08 lx
30%	6,25 lx
50%	10,4 lx

Conditions:

Number of c-planes: 2

Lux at center: 20,8 lx

Lux distribution on a surface when lamp is mounted at 10 meters from the surface.

Total lumen output:

526 lm

Peak candela output:

677 cd

Light quality:

CRI: 0,0

Color temperature:

28068 K

PRODUCT NAME:

ARCSPOTXSFC

MEASURAMENT CONDITIONS:

Beam angle:
10° + 40° Filter

Target:
Full On

Operator:
Salvatore Giglio

Date and time:
21/05/2024 14:42:35

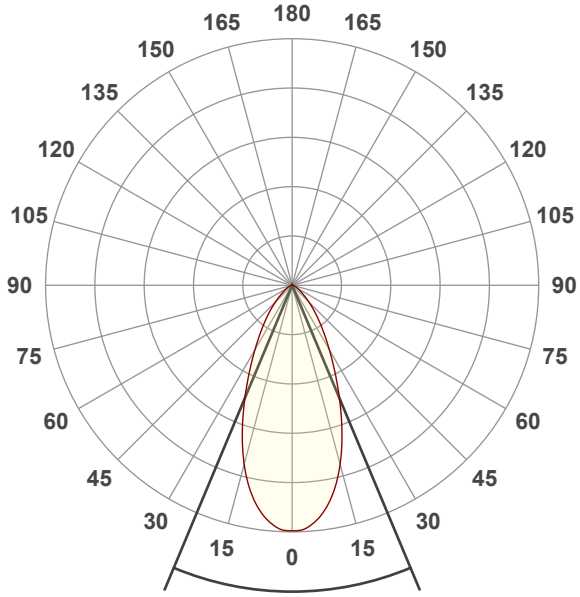

Beam angle 50%: 45,5°
Field angle 10%: 89,3°
Cut off angle 2.5%: 122,7°

Spectra

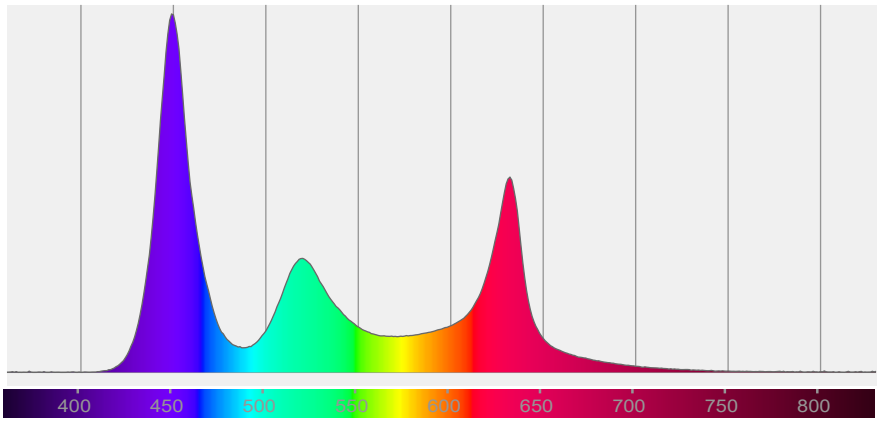

COLOR DETAILS

PROLIGHTS

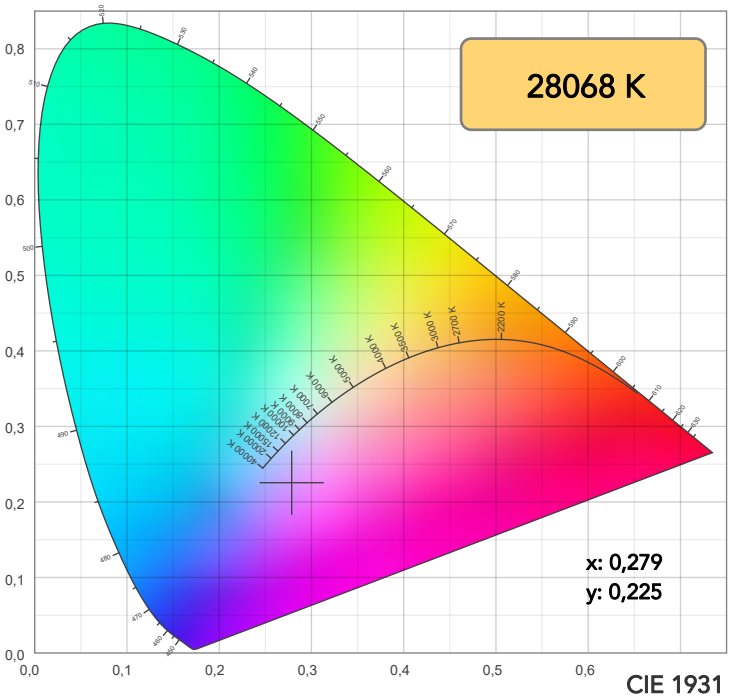

CIE 1931

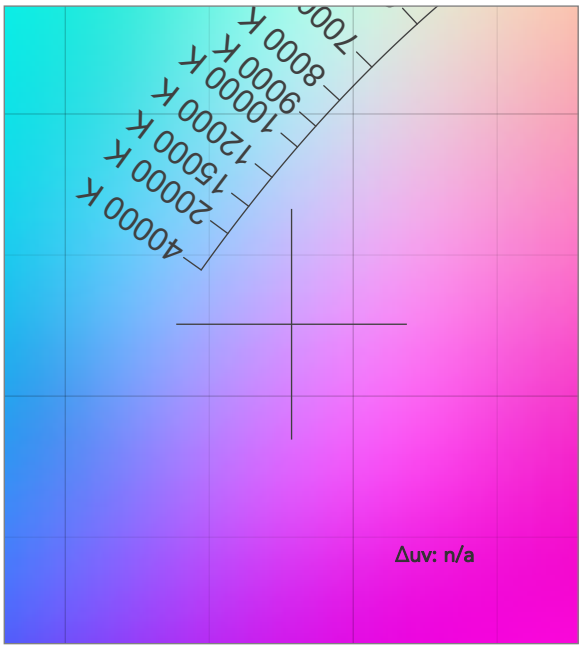

CIE 1931 ZOOM

TM30: 0,0

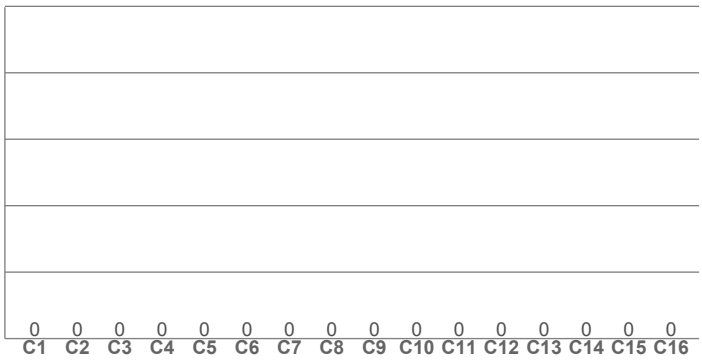

CRI: 0,0 (R1-R8)

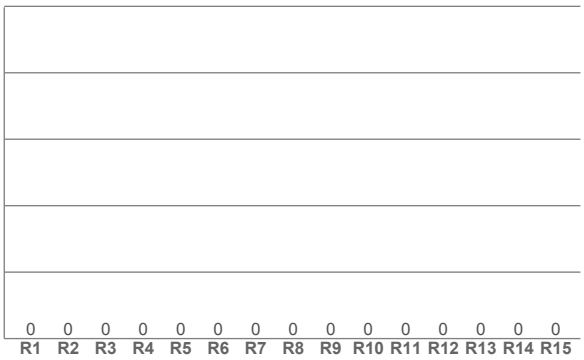

CRI R values, only R1-R8 are used to calculate final CRI value

R1	R2	R3	R4	R5	R6	R7	R8	R9	R10	R11	R12	R13	R14	R15
0,0	0,0	0,0	0,0	0,0	0,0	0,0	0,0	0,0	0,0	0,0	0,0	0,0	0,0	0,0

TM30 C values, 16 binned values out of total of 99 C values

C1	C2	C3	C4	C5	C6	C7	C8	C9	C10	C11	C12	C13	C14	C15	C16
0,0	0,0	0,0	0,0	0,0	0,0	0,0	0,0	0,0	0,0	0,0	0,0	0,0	0,0	0,0	0,0

CQS Q values

Q1	Q2	Q3	Q4	Q5	Q6	Q7	Q8	Q9	Q10	Q11	Q12	Q13	Q14	Q15
0,0	0,0	0,0	0,0	0,0	0,0	0,0	0,0	0,0	0,0	0,0	0,0	0,0	0,0	0,0

CQS: 0,0

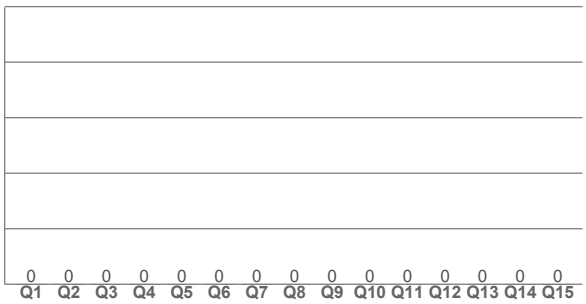

COLOR PARAMETERS

Color temperature	Color rendering index	Red component	Color fidelity	Color gamut	Color quality scale	Television lighting index	Color coordinate cie 1931	Color coordinate cie 1931	Color diviation from black body
CCT	CRI	CRI R9	TM30 Rf	TM30 Rg	CQS	TLCI	x	y	Δuv
28068 K	0,0	0,0	0,0	0,0	0,0	71	0,279	0,225	n/a

PROLIGHTS is a trademark of
MUSIC & LIGHTS S.r.l.
musiclights.it

Via A. Olivetti snc
04026 - Minturno (LT) ITALY
Tel: +39 0771 72190

prolights.it
info@prolights.it

TM30 DETAILS

PROLiGHTS

Rf 0,0

Fidelity index Rf

Rg 0,0

Gammut index

		Graphic shifts (%)	
Hue Bin	R_f	Chroma	Hue
1	0	0%	0%
2	0	0%	0%
3	0	0%	0%
4	0	0%	0%
5	0	0%	0%
6	0	0%	0%
7	0	0%	0%
8	0	0%	0%
9	0	0%	0%
10	0	0%	0%
11	0	0%	0%
12	0	0%	0%
13	0	0%	0%
14	0	0%	0%
15	0	0%	0%
16	0	0%	0%

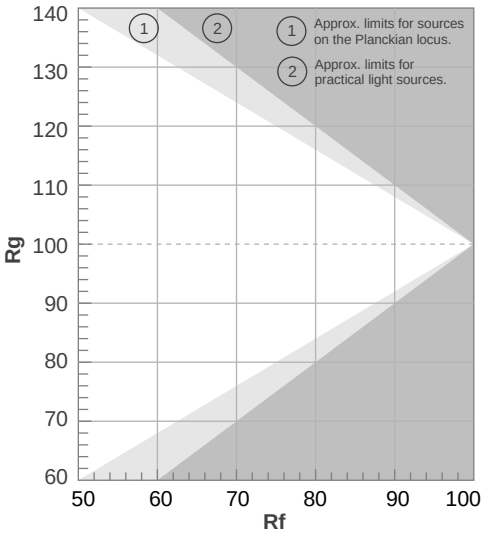

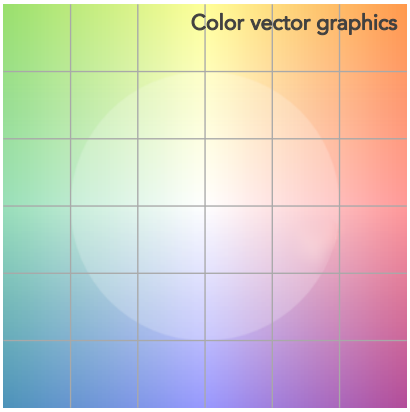



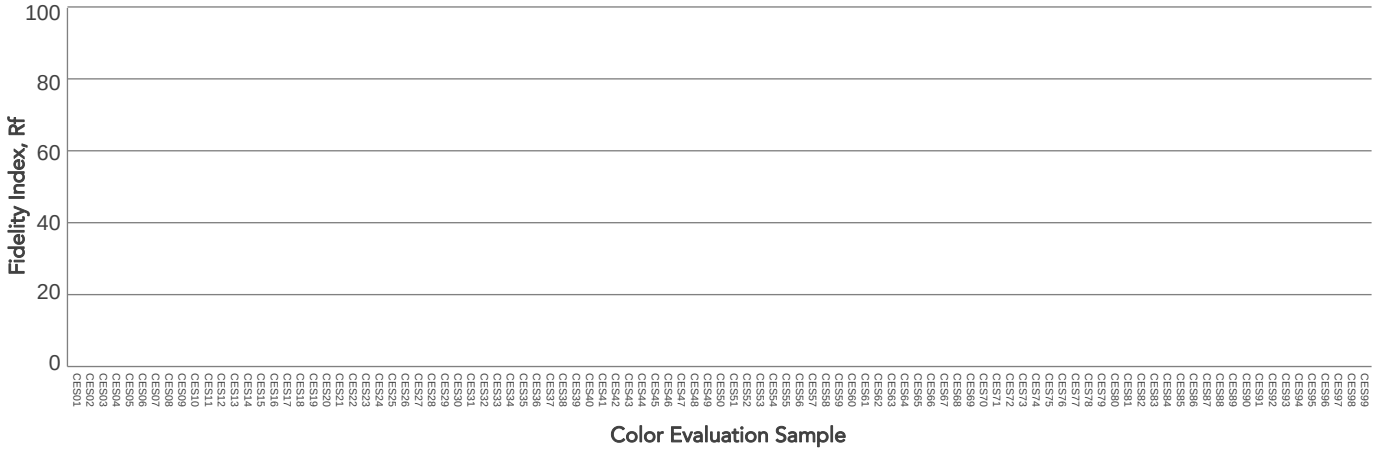

PROLIGHTS is a trademark of
MUSIC & LIGHTS S.r.l.
musiclights.it

Via A. Olivetti snc
04026 - Minturno (LT) ITALY
Tel: +39 0771 72190

prolights.it
info@prolights.it

BEAM DETAILS

Beam angle 50%	Field angle 10%	Cut off angle 2,5%	Intensity ratio in 120° cone	Intensity ratio in 90° cone
45,5°	89,3°	122,7°	95,7%	86,9%

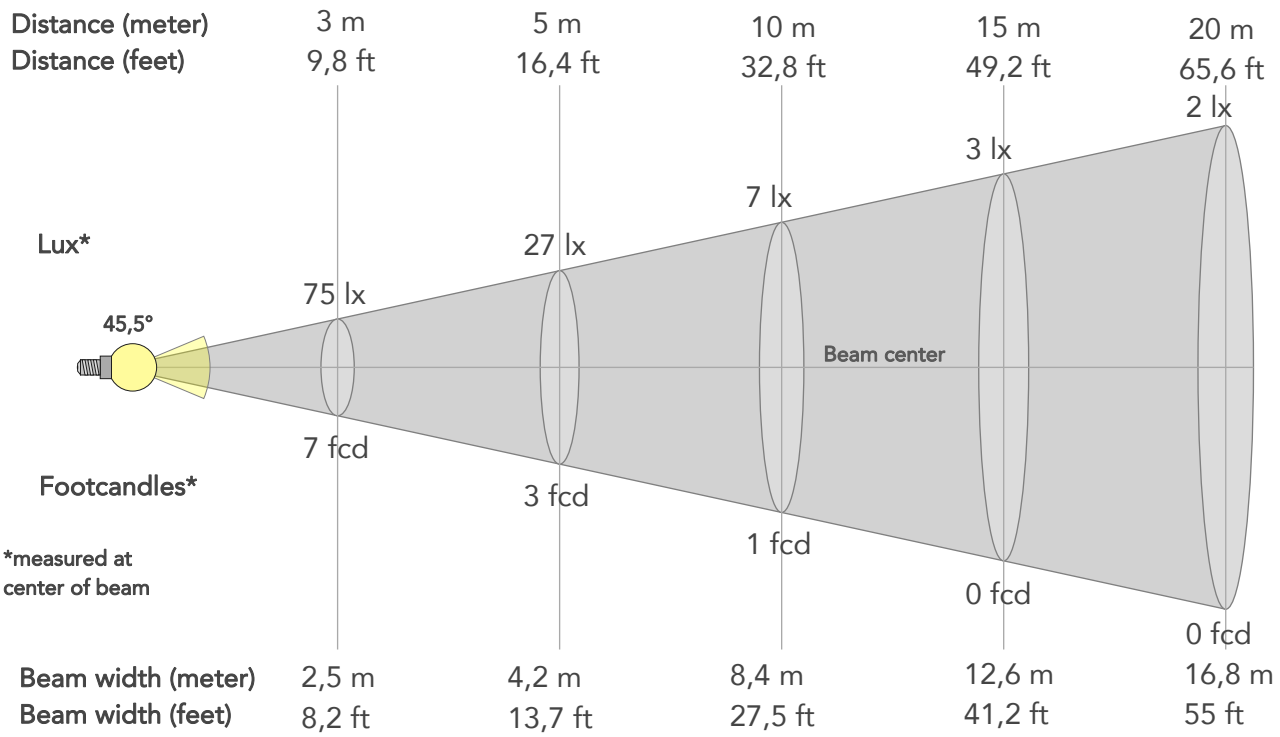

BEAM INTENSITIES AND WIDTHS

Distance	1m	2m	3m	4m	5m	7,5m	10m	15m	20m	25m	30m	40m	50m
Distance	3,3ft	6,6ft	9,8ft	13,1ft	16,4ft	24,6ft	32,8ft	49,2ft	65,6ft	82ft	98,4ft	131,2ft	164ft
Lux	677lx	169lx	75lx	42lx	27lx	12lx	7lx	3lx	2lx	1lx	1lx	0lx	0lx
Footcand.	63fcd	16fcd	7fcd	4fcd	3fcd	1fcd	1fcd	0fcd	0fcd	0fcd	0fcd	0fcd	0fcd
Beam wid.	0,8m	1,7m	2,5m	3,4m	4,2m	6,3m	8,4m	12,6m	16,8m	21m	25,1m	33,5m	41,9m
Beam wid.	2,8ft	5,5ft	8,2ft	11ft	13,7ft	20,6ft	27,5ft	41,2ft	55ft	68,7ft	82,5ft	110ft	137,4ft

LINEAR DISTRIBUTION DIAGRAM

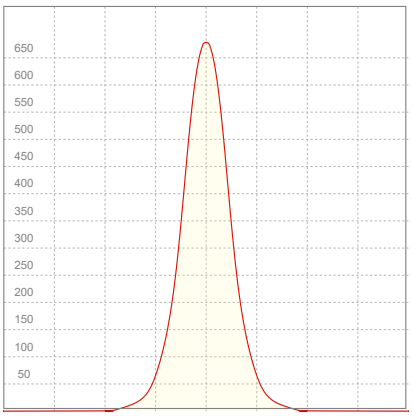

ELECTRICAL SPECIFICATIONS

Input voltage	Input current	Input power	Power FC	Effeciency
227V	0,137A	15,2W	0,49	35lm/W

PROLIGHTS is a trademark of
MUSIC & LIGHTS S.r.l.
musiclights.it

Via A. Olivetti snc
04026 - Minturno (LT) ITALY
Tel: +39 0771 72190

prolights.it
info@prolights.it

ISO DIAGRAMS

ISO CANDELA DIAGRAM

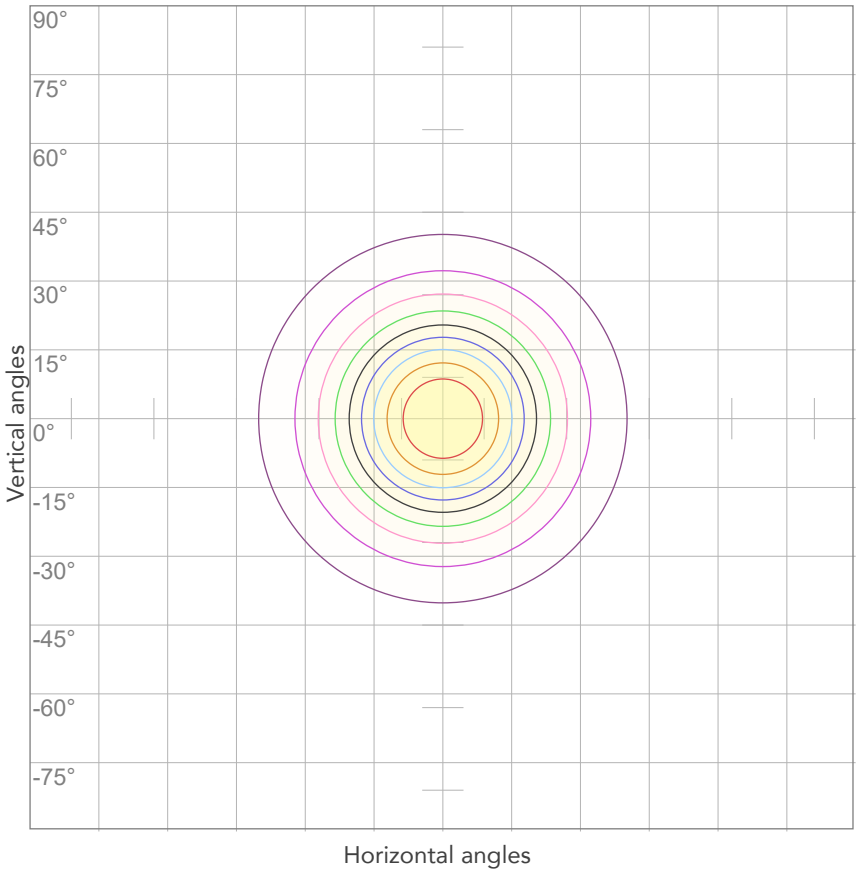

10%	68 cd
20%	135 cd
30%	203 cd
40%	271 cd
50%	338 cd
60%	406 cd
70%	474 cd
80%	541 cd

Conditions:

Number of c-planes: 2

Candela at center: 677 cd

ISO LUX DIAGRAM

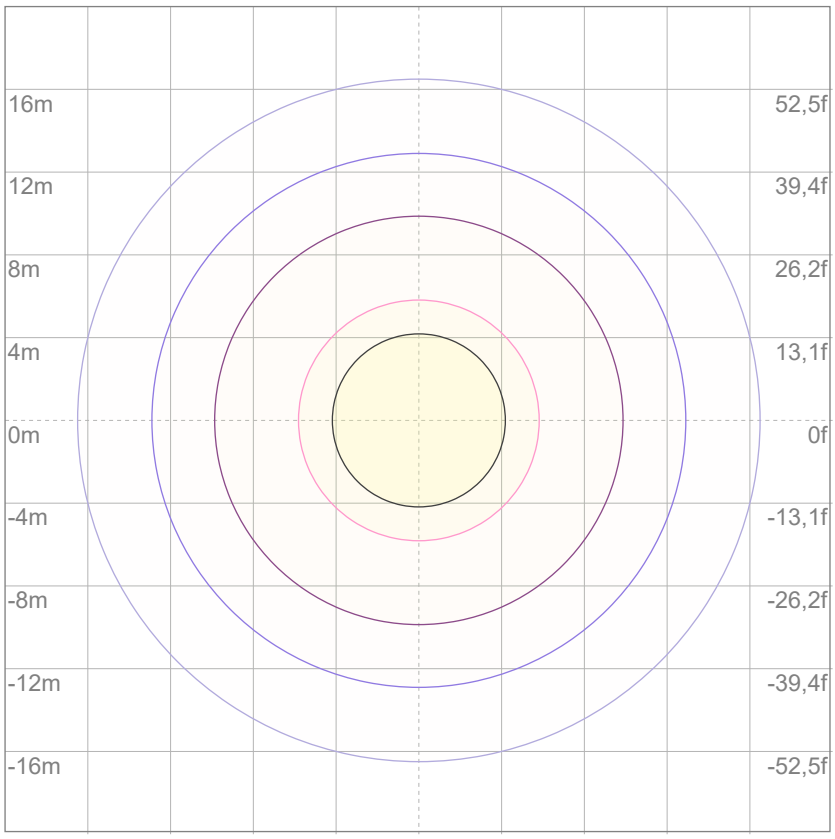

Mounting height: 10 meters (33 feet)

3%	0,203 lx
5%	0,338 lx
10%	0,677 lx
30%	2,03 lx
50%	3,38 lx

Conditions:

Number of c-planes: 2

Lux at center: 6,77 lx

Lux distribution on a surface when lamp is mounted at 10 meters from the surface.

Total lumen output:

511 lm

Peak candela output:

500 cd

Light quality:

CRI: 0,0

Color temperature:

26719 K

PRODUCT NAME:

ARCSPOTXSFC

MEASURAMENT CONDITIONS:

Beam angle:
10° + 60° Filter

Target:
Full On

Operator:
Salvatore Giglio

Date and time:
21/05/2024 15:17:05

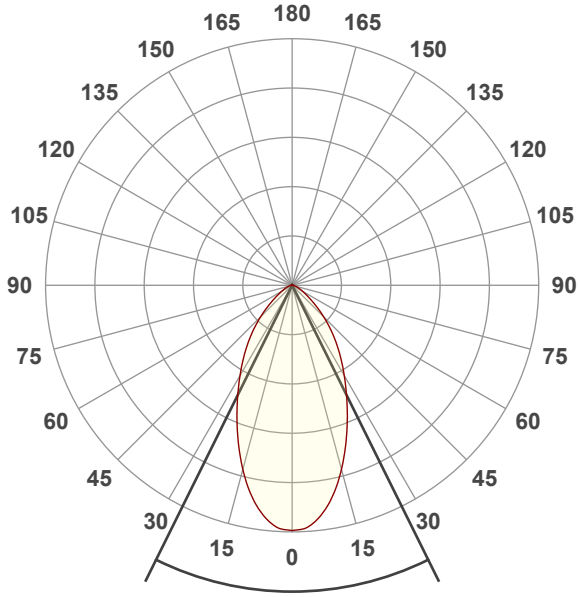

Beam angle 50%: 52,7°
Field angle 10%: 104,2°
Cut off angle 2.5%: 137°

Spectra

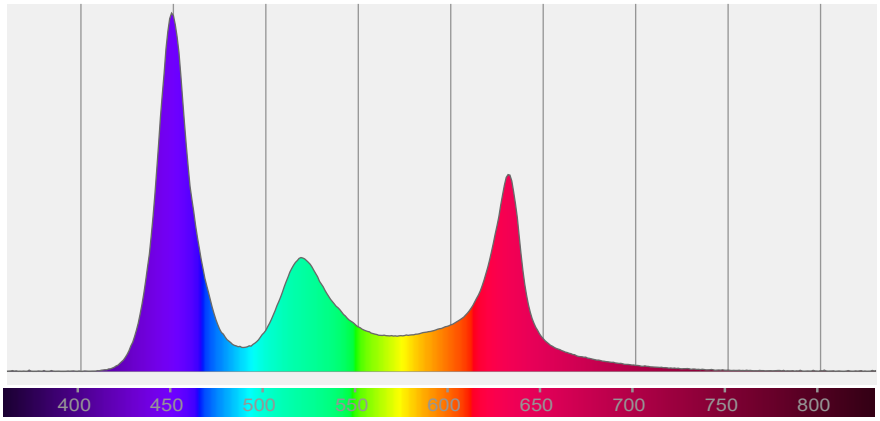

COLOR DETAILS

PROLiGHTS

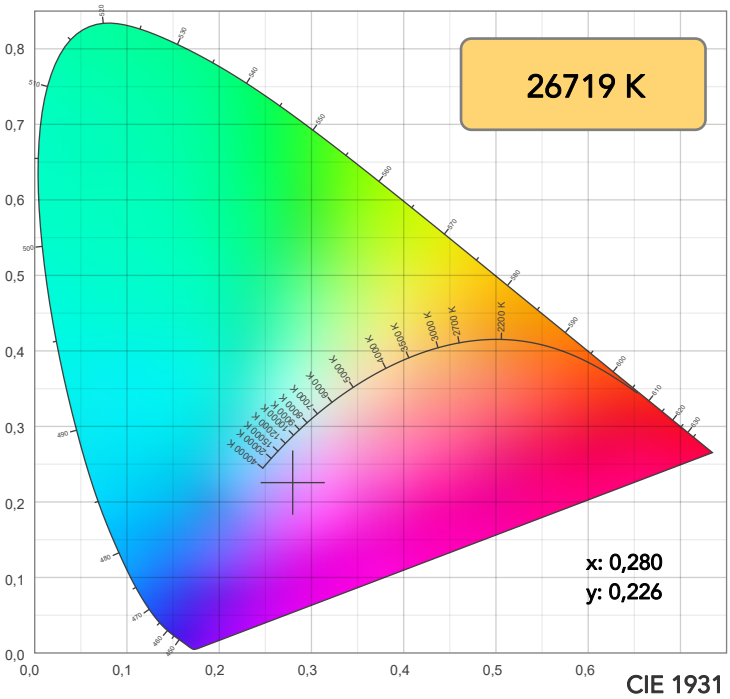

CIE 1931

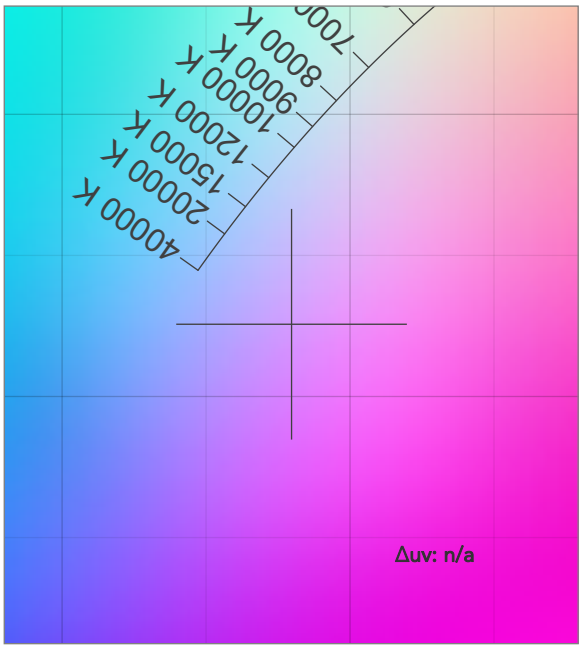

CIE 1931 ZOOM

TM30: 0,0

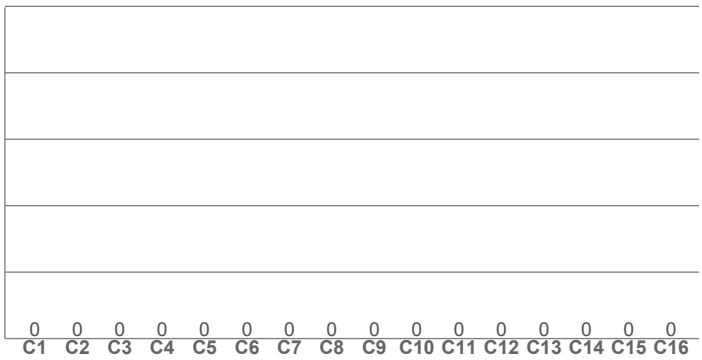

CRI: 0,0 (R1-R8)

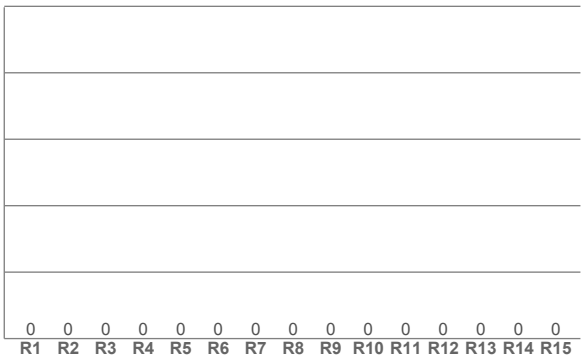

CRI R values, only R1-R8 are used to calculate final CRI value

R1	R2	R3	R4	R5	R6	R7	R8	R9	R10	R11	R12	R13	R14	R15
0,0	0,0	0,0	0,0	0,0	0,0	0,0	0,0	0,0	0,0	0,0	0,0	0,0	0,0	0,0

TM30 C values, 16 binned values out of total of 99 C values

C1	C2	C3	C4	C5	C6	C7	C8	C9	C10	C11	C12	C13	C14	C15	C16
0,0	0,0	0,0	0,0	0,0	0,0	0,0	0,0	0,0	0,0	0,0	0,0	0,0	0,0	0,0	0,0

CQS Q values

Q1	Q2	Q3	Q4	Q5	Q6	Q7	Q8	Q9	Q10	Q11	Q12	Q13	Q14	Q15
0,0	0,0	0,0	0,0	0,0	0,0	0,0	0,0	0,0	0,0	0,0	0,0	0,0	0,0	0,0

CQS: 0,0

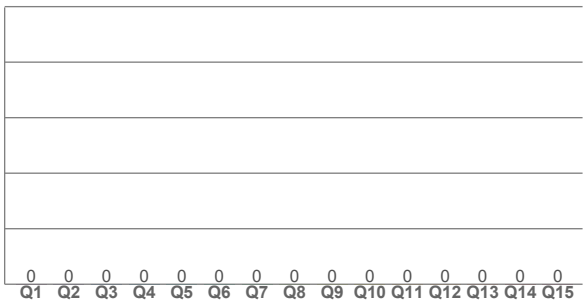

COLOR PARAMETERS

Color temperature	Color rendering index	Red component	Color fidelity	Color gamut	Color quality scale	Television lighting index	Color coordinate cie 1931	Color coordinate cie 1931	Color diviation from black body
CCT	CRI	CRI R9	TM30 Rf	TM30 Rg	CQS	TLCI	x	y	Δuv
26719 K	0,0	0,0	0,0	0,0	0,0	70	0,280	0,226	n/a

PROLIGHTS is a trademark of
MUSIC & LIGHTS S.r.l.
musiclights.it

Via A. Olivetti snc
04026 - Minturno (LT) ITALY
Tel: +39 0771 72190

prolights.it
info@prolights.it

TM30 DETAILS

PROLiGHTS

Rf 0,0

Fidelity index Rf

Rg 0,0

Gammut index

		Graphic shifts (%)	
Hue Bin	R_f	Chroma	Hue
1	0	0%	0%
2	0	0%	0%
3	0	0%	0%
4	0	0%	0%
5	0	0%	0%
6	0	0%	0%
7	0	0%	0%
8	0	0%	0%
9	0	0%	0%
10	0	0%	0%
11	0	0%	0%
12	0	0%	0%
13	0	0%	0%
14	0	0%	0%
15	0	0%	0%
16	0	0%	0%

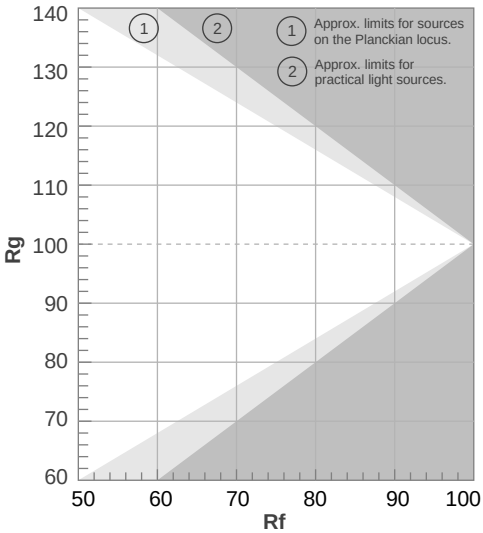

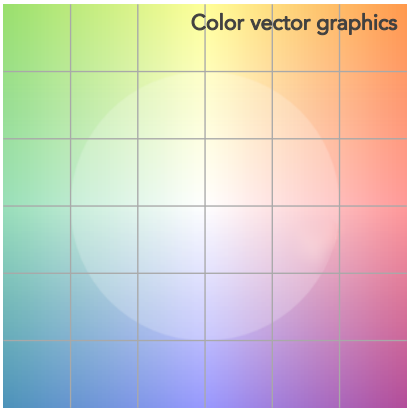



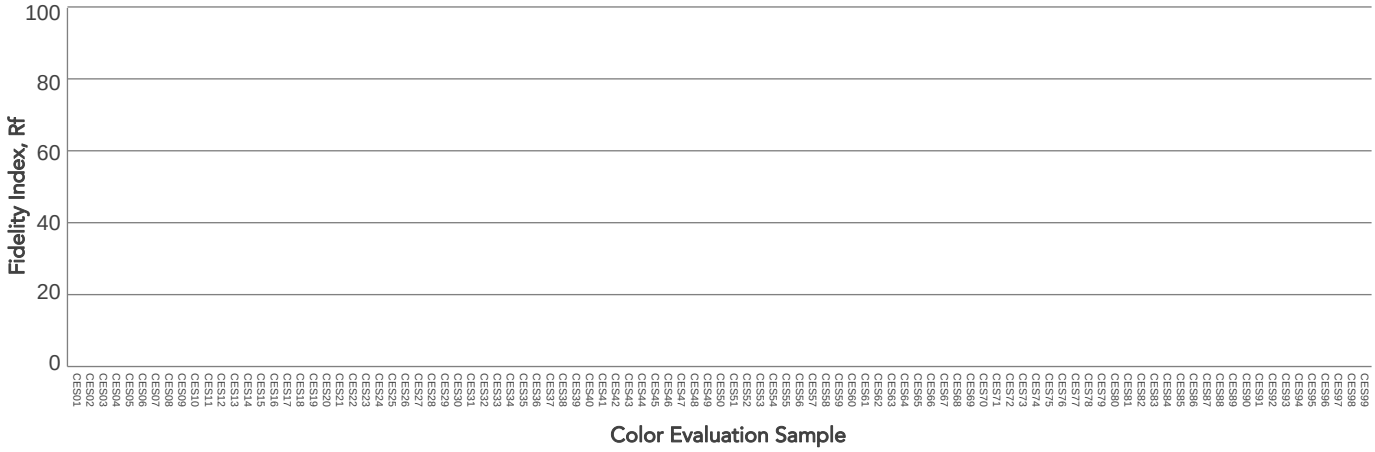

PROLIGHTS is a trademark of
MUSIC & LIGHTS S.r.l.
musiclights.it

Via A. Olivetti snc
04026 - Minturno (LT) ITALY
Tel: +39 0771 72190

prolights.it
info@prolights.it

BEAM DETAILS

Beam angle 50%	Field angle 10%	Cut off angle 2,5%	Intensity ratio in 120° cone	Intensity ratio in 90° cone
52,7°	104,2°	137°	95,1%	82,2%

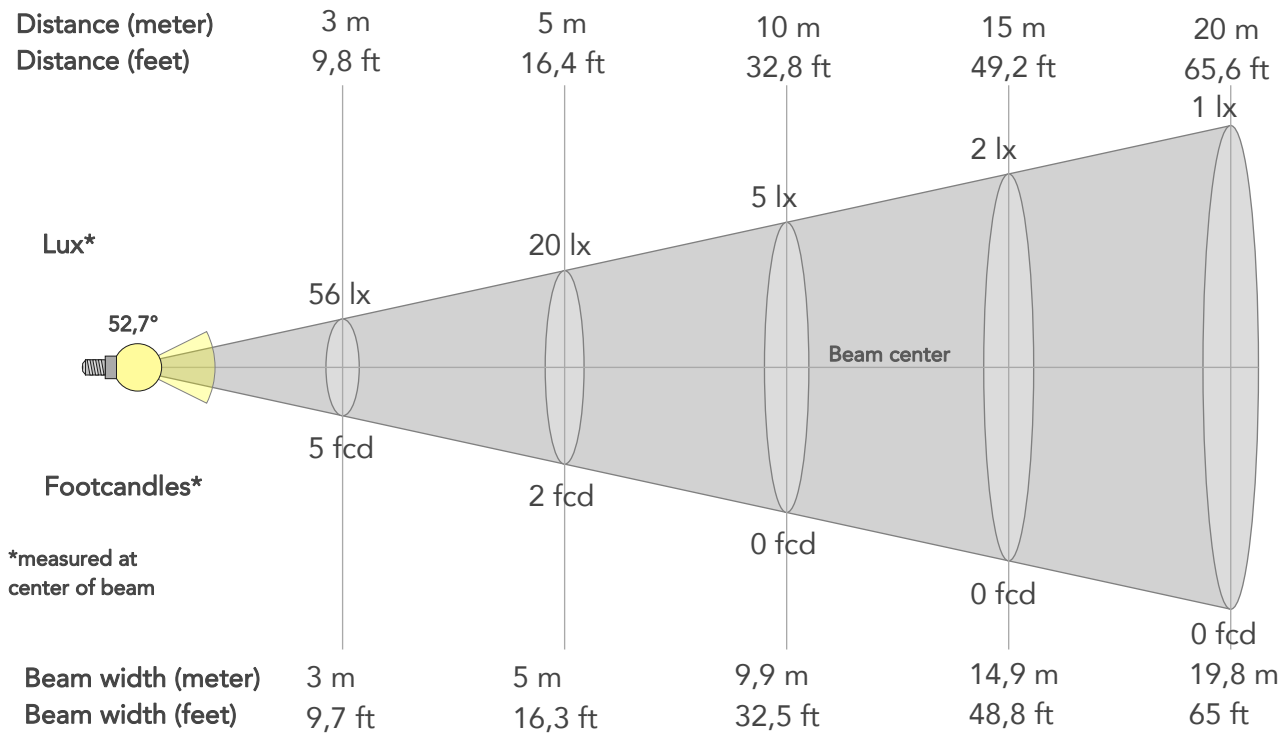

BEAM INTENSITIES AND WIDTHS

Distance	1m	2m	3m	4m	5m	7,5m	10m	15m	20m	25m	30m	40m	50m
Distance	3,3ft	6,6ft	9,8ft	13,1ft	16,4ft	24,6ft	32,8ft	49,2ft	65,6ft	82ft	98,4ft	131,2ft	164ft
Lux	500lx	125lx	56lx	31lx	20lx	9lx	5lx	2lx	1lx	1lx	1lx	0lx	0lx
Footcand.	46fcd	12fcd	5fcd	3fcd	2fcd	1fcd	0fcd	0fcd	0fcd	0fcd	0fcd	0fcd	0fcd
Beam wid.	1m	2m	3m	4m	5m	7,4m	9,9m	14,9m	19,8m	24,8m	29,7m	39,7m	49,6m
Beam wid.	3,3ft	6,5ft	9,7ft	13ft	16,3ft	24,4ft	32,5ft	48,8ft	65ft	81,3ft	97,6ft	130,1ft	162,6ft

LINEAR DISTRIBUTION DIAGRAM

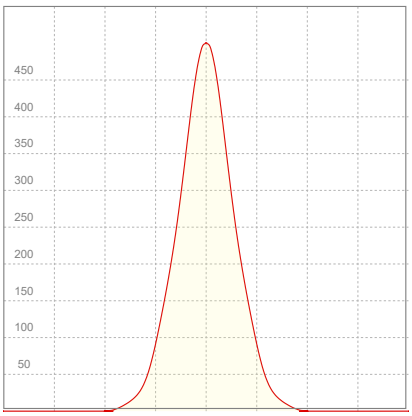

ELECTRICAL SPECIFICATIONS

Input voltage	Input current	Input power	Power FC	Effeciency
228V	0,137A	15,4W	0,49	33lm/W

PROLIGHTS is a trademark of
MUSIC & LIGHTS S.r.l.
musiclights.it

Via A. Olivetti snc
04026 - Minturno (LT) ITALY
Tel: +39 0771 72190

prolights.it
info@prolights.it

ISO DIAGRAMS

ISO CANDELA DIAGRAM

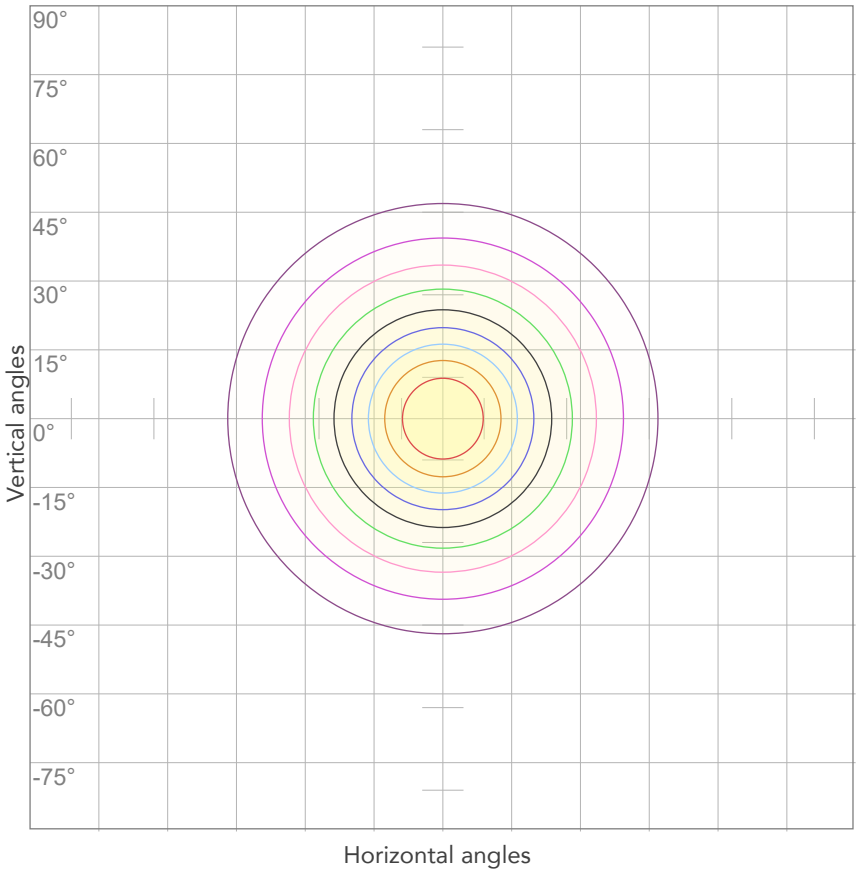

10%	50 cd
20%	100 cd
30%	150 cd
40%	200 cd
50%	250 cd
60%	300 cd
70%	350 cd
80%	400 cd

Conditions:

Number of c-planes: 2

Candela at center: 500 cd

ISO LUX DIAGRAM

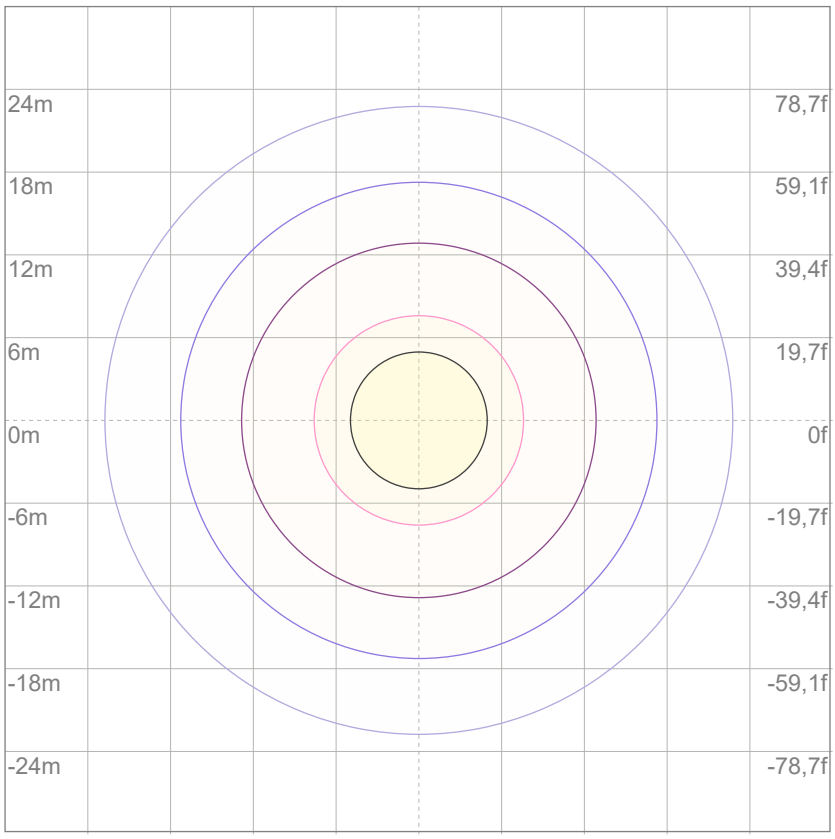

Mounting height: 10 meters (33 feet)

3%	0,150 lx
5%	0,250 lx
10%	0,500 lx
30%	1,50 lx
50%	2,50 lx

Conditions:

Number of c-planes: 2

Lux at center: 5,00 lx

Lux distribution on a surface when lamp is mounted at 10 meters from the surface.

Total lumen output:

729 lm

Peak candela output:

1567 cd

Light quality:

CRI: 0,0

Color temperature:

32983 K

PRODUCT NAME:

ARCSPOTXSFC

MEASURAMENT CONDITIONS:

Beam angle:
10° + 10° x 60° Filter

Target:
Full On

Operator:
Salvatore Giglio

Date and time:
21/05/2024 16:40:15

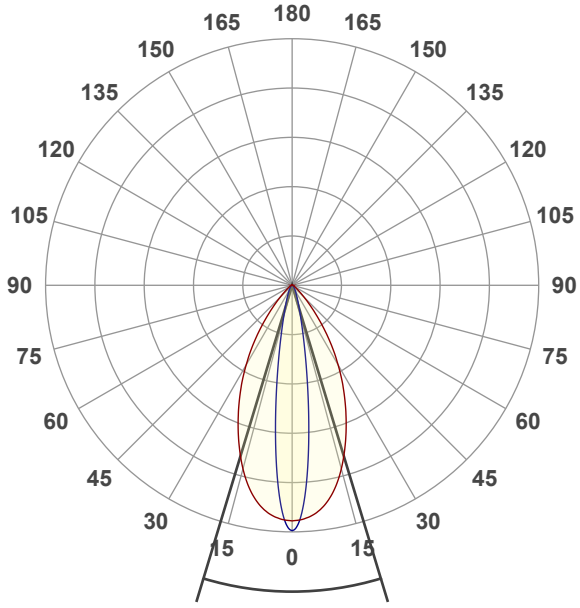

Beam angle 50%: 33,7°
Field angle 10%: 59,9°
Cut off angle 2.5%: 84°

Spectra

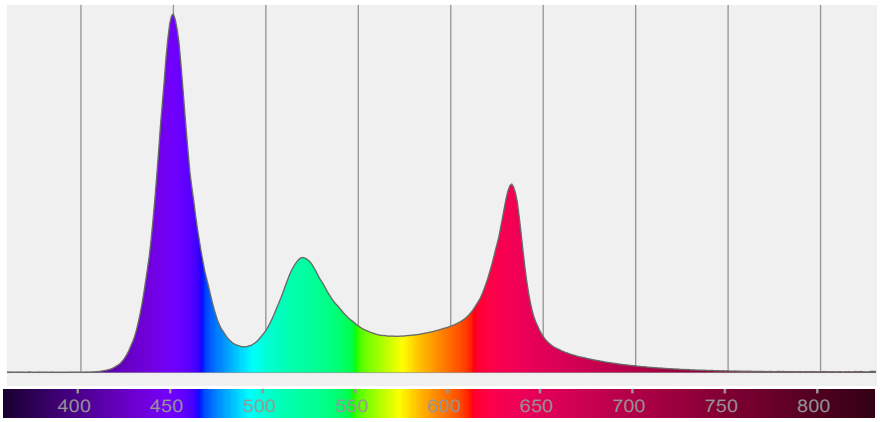

COLOR DETAILS

PROLIGHTS

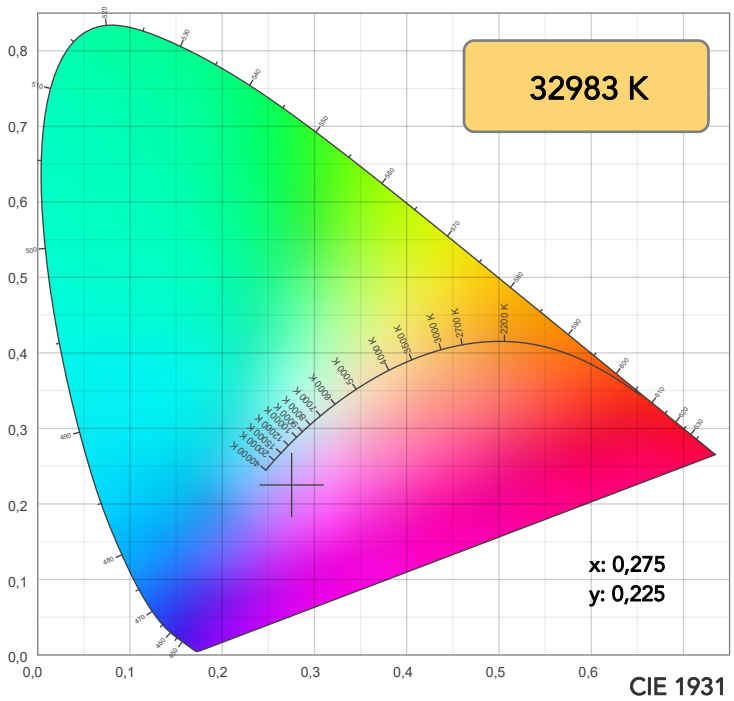

CIE 1931

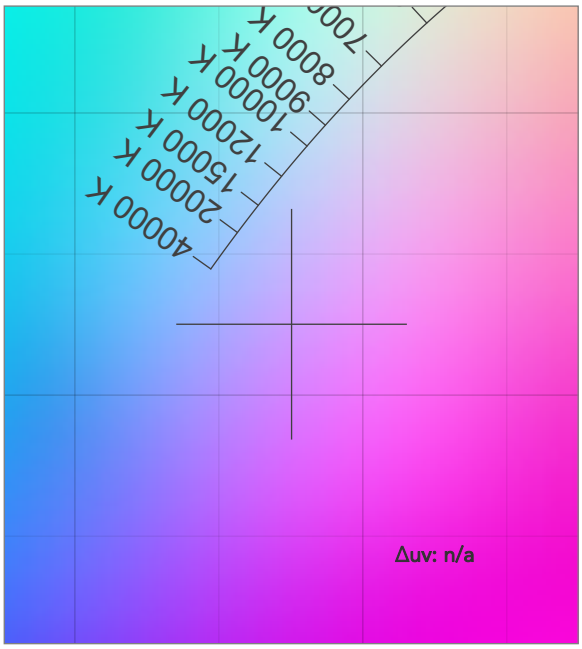

CIE 1931 ZOOM

TM30: 0,0

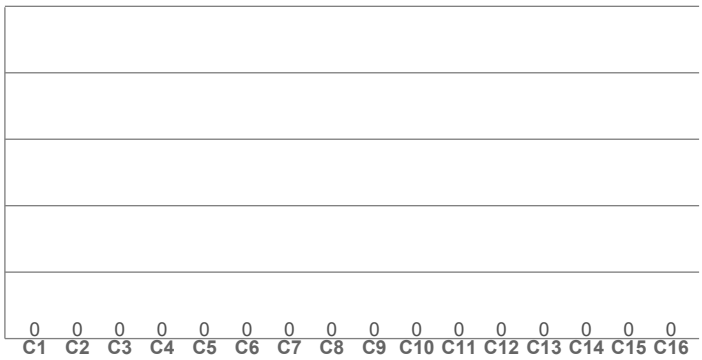

CRI: 0,0 (R1-R8)

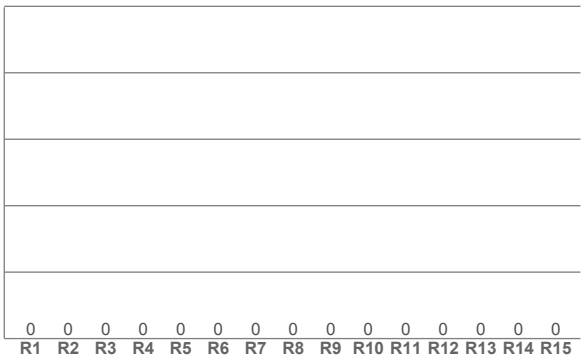

CRI R values, only R1-R8 are used to calculate final CRI value

R1	R2	R3	R4	R5	R6	R7	R8	R9	R10	R11	R12	R13	R14	R15
0,0	0,0	0,0	0,0	0,0	0,0	0,0	0,0	0,0	0,0	0,0	0,0	0,0	0,0	0,0

TM30 C values, 16 binned values out of total of 99 C values

C1	C2	C3	C4	C5	C6	C7	C8	C9	C10	C11	C12	C13	C14	C15	C16
0,0	0,0	0,0	0,0	0,0	0,0	0,0	0,0	0,0	0,0	0,0	0,0	0,0	0,0	0,0	0,0

CQS Q values

Q1	Q2	Q3	Q4	Q5	Q6	Q7	Q8	Q9	Q10	Q11	Q12	Q13	Q14	Q15
0,0	0,0	0,0	0,0	0,0	0,0	0,0	0,0	0,0	0,0	0,0	0,0	0,0	0,0	0,0

CQS: 0,0

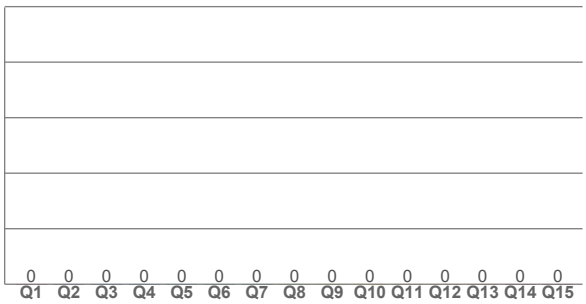

COLOR PARAMETERS

Color temperature	Color rendering index	Red component	Color fidelity	Color gamut	Color quality scale	Television lighting index	Color coordinate cie 1931	Color coordinate cie 1931	Color diviation from black body
CCT	CRI	CRI R9	TM30 Rf	TM30 Rg	CQS	TLCI	x	y	Δuv
32983 K	0,0	0,0	0,0	0,0	0,0	72	0,275	0,225	n/a

PROLIGHTS is a trademark of
MUSIC & LIGHTS S.r.l.
musiclights.it

Via A. Olivetti snc
04026 - Minturno (LT) ITALY
Tel: +39 0771 72190

prolights.it
info@prolights.it

TM30 DETAILS

PROLiGHTS

Rf 0,0

Fidelity index Rf

Rg 0,0

Gammut index

		Graphic shifts (%)	
Hue Bin	R_f	Chroma	Hue
1	0	0%	0%
2	0	0%	0%
3	0	0%	0%
4	0	0%	0%
5	0	0%	0%
6	0	0%	0%
7	0	0%	0%
8	0	0%	0%
9	0	0%	0%
10	0	0%	0%
11	0	0%	0%
12	0	0%	0%
13	0	0%	0%
14	0	0%	0%
15	0	0%	0%
16	0	0%	0%

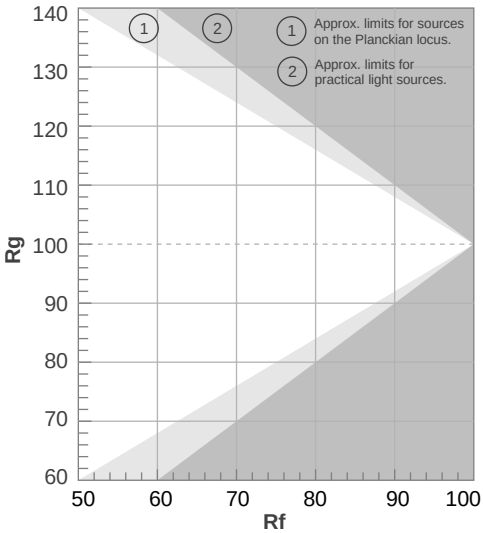

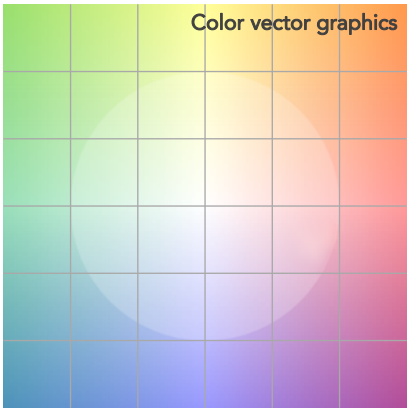



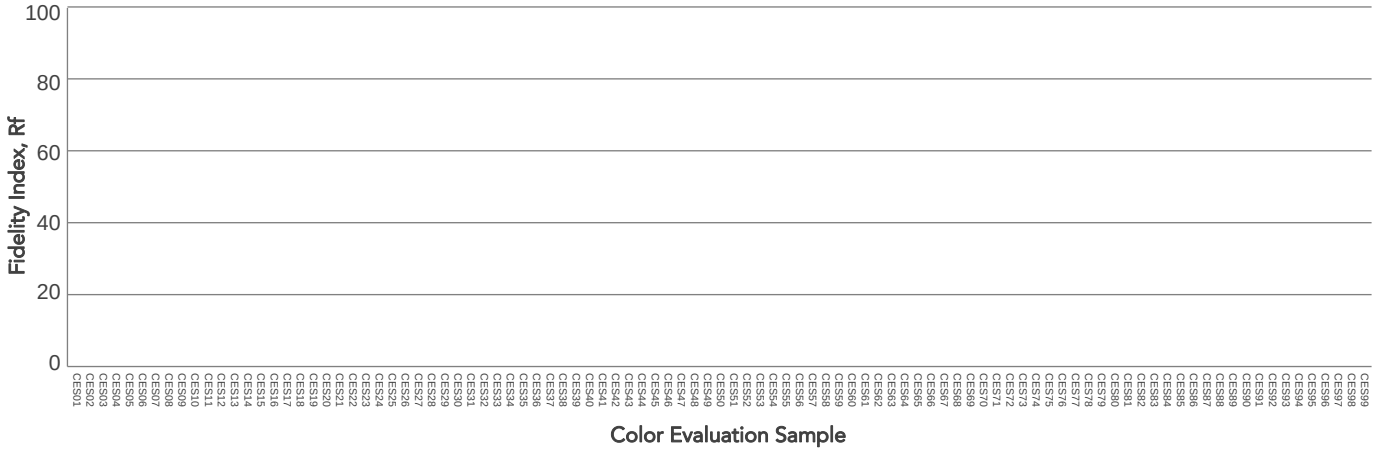

PROLIGHTS is a trademark of
MUSIC & LIGHTS S.r.l.
musiclights.it

Via A. Olivetti snc
04026 - Minturno (LT) ITALY
Tel: +39 0771 72190

prolights.it
info@prolights.it

BEAM DETAILS

Beam angle 50%	Field angle 10%	Cut off angle 2,5%	Intensity ratio in 120° cone	Intensity ratio in 90° cone
33,7°	59,9°	84°	97,7%	92,3%

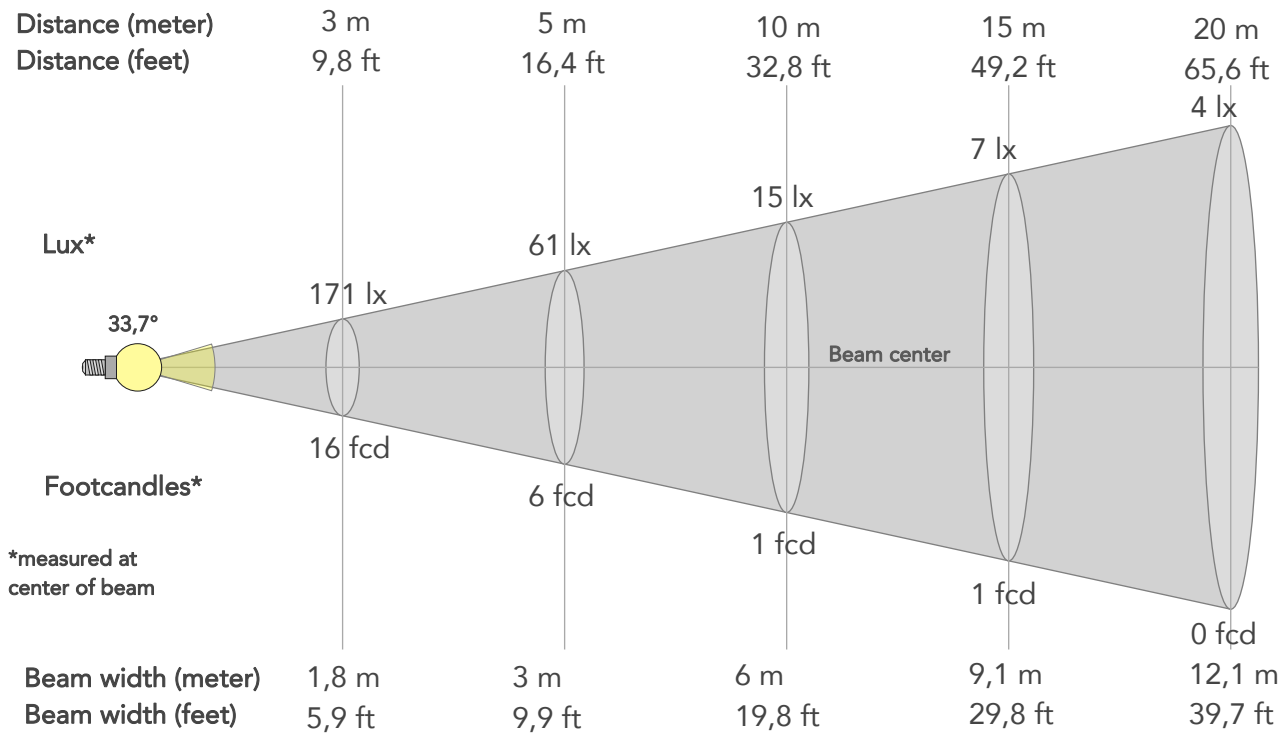

BEAM INTENSITIES AND WIDTHS

Distance	1m	2m	3m	4m	5m	7,5m	10m	15m	20m	25m	30m	40m	50m
Distance	3,3ft	6,6ft	9,8ft	13,1ft	16,4ft	24,6ft	32,8ft	49,2ft	65,6ft	82ft	98,4ft	131,2ft	164ft
Lux	1537lx	384lx	171lx	96lx	61lx	27lx	15lx	7lx	4lx	2lx	2lx	1lx	1lx
Footcand.	143fcd	36fcd	16fcd	9fcd	6fcd	3fcd	1fcd	1fcd	0fcd	0fcd	0fcd	0fcd	0fcd
Beam wid.	0,6m	1,2m	1,8m	2,4m	3m	4,5m	6m	9,1m	12,1m	15,1m	18,1m	24,2m	30,2m
Beam wid.	2ft	4ft	5,9ft	7,9ft	9,9ft	14,9ft	19,8ft	29,8ft	39,7ft	49,6ft	59,5ft	79,4ft	99,2ft

LINEAR DISTRIBUTION DIAGRAM

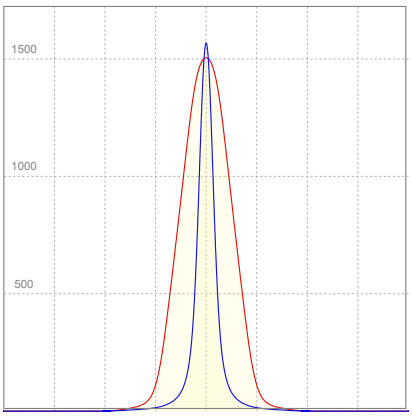

ELECTRICAL SPECIFICATIONS

Input voltage	Input current	Input power	Power FC	Effeciency
228V	0,141A	15,0W	0,47	48lm/W

PROLIGHTS is a trademark of
MUSIC & LIGHTS S.r.l.
musiclights.it

Via A. Olivetti snc
04026 - Minturno (LT) ITALY
Tel: +39 0771 72190

prolights.it
info@prolights.it

ISO DIAGRAMS

ISO CANDELA DIAGRAM

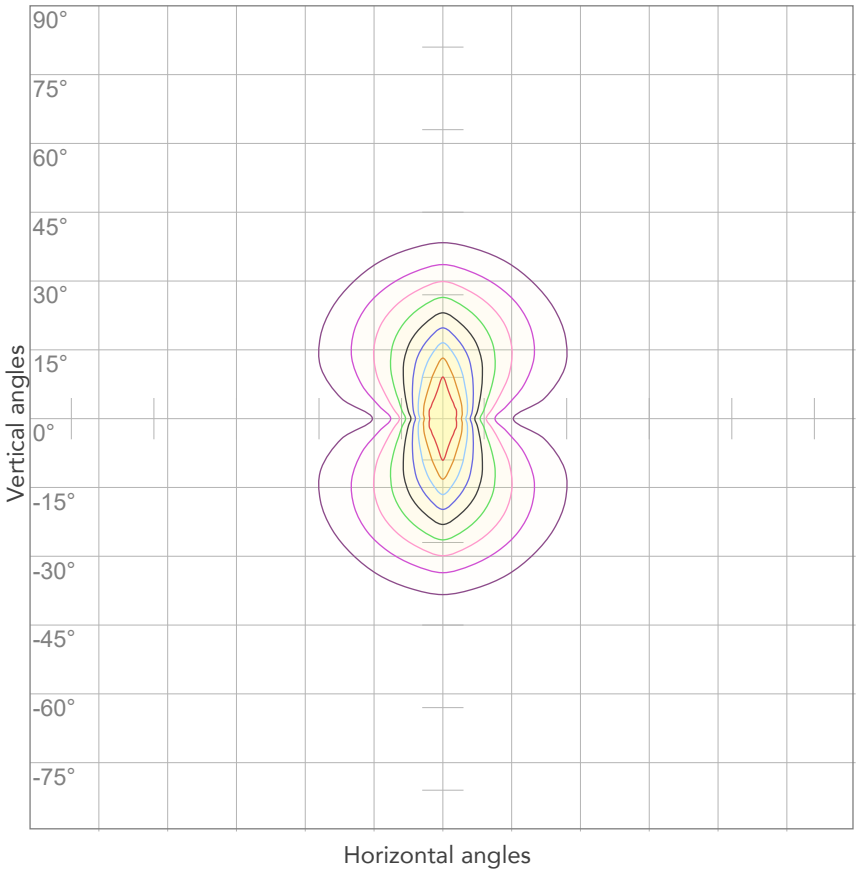

10%	154 cd
20%	307 cd
30%	461 cd
40%	615 cd
50%	768 cd
60%	922 cd
70%	1076 cd
80%	1229 cd

Conditions:

Number of c-planes: 4

Candela at center: 1537 cd

ISO LUX DIAGRAM

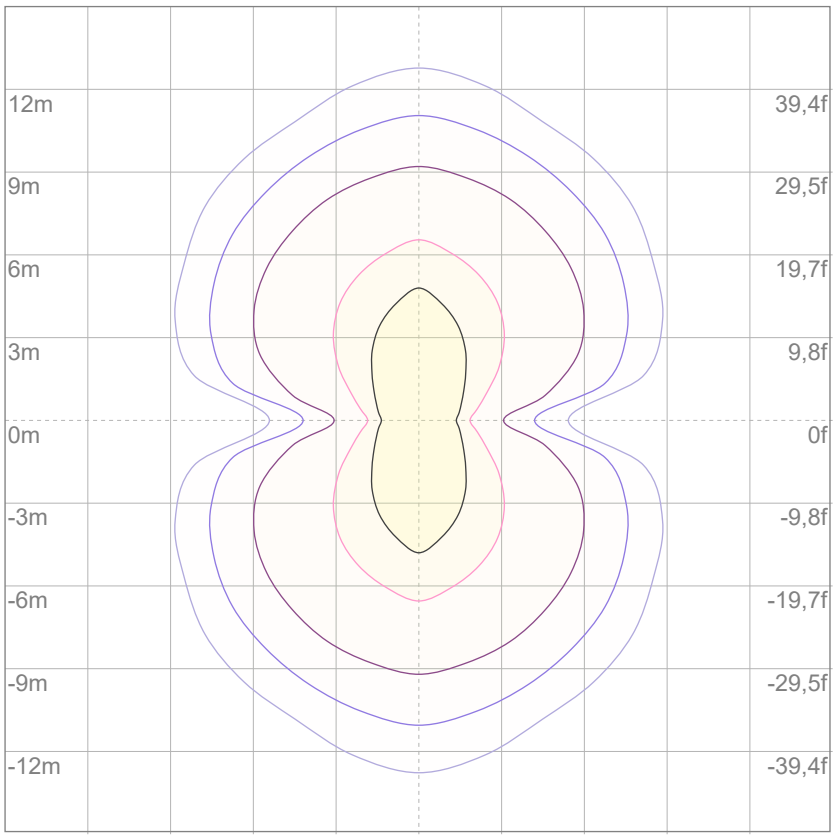

Mounting height: 10 meters (33 feet)

3%	0,461 lx
5%	0,768 lx
10%	1,54 lx
30%	4,61 lx
50%	7,68 lx

Conditions:

Number of c-planes: 4

Lux at center: 15,4 lx

Lux distribution on a surface when lamp is mounted at 10 meters from the surface.

Total lumen output:

605 lm

Peak candela output:

863 cd

Light quality:

CRI: 44,8

Color temperature:

24576 K

PRODUCT NAME:

ARCSPOTXSFC

MEASURAMENT CONDITIONS:

Beam angle:
10° + 30° x 60° Filter

Target:
Full On

Operator:
Salvatore Giglio

Date and time:
23/05/2024 09:17:14

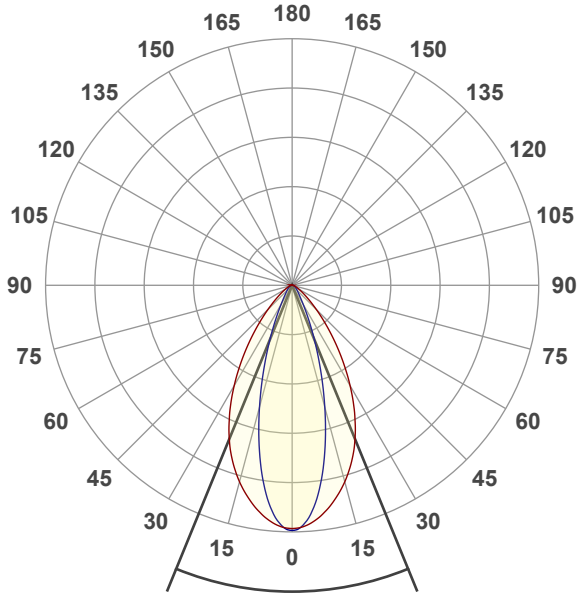

Beam angle 50%: 44,5°
Field angle 10%: 77,6°
Cut off angle 2.5%: 110,8°

Spectra

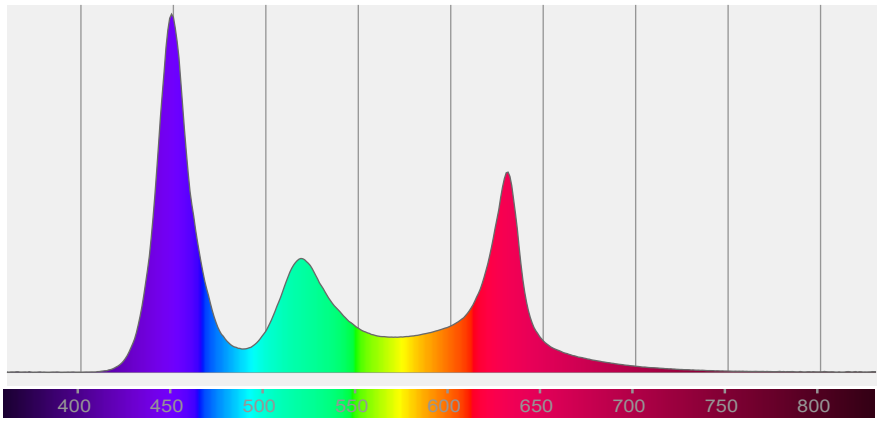

COLOR DETAILS

PROLIGHTS

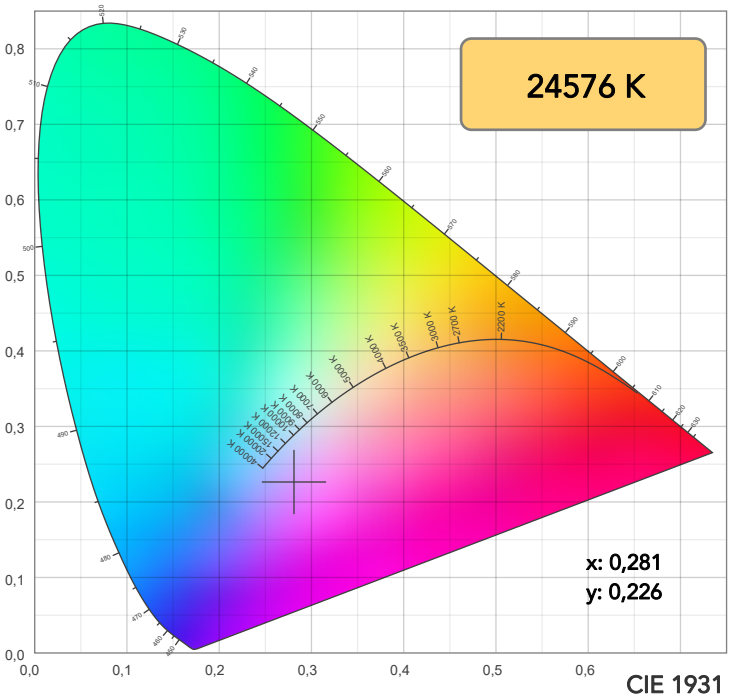

CIE 1931

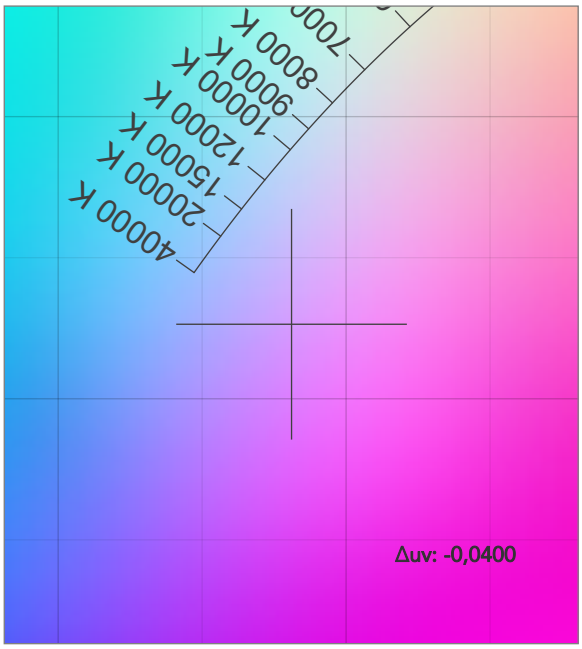

CIE 1931 ZOOM

TM30: 65,6

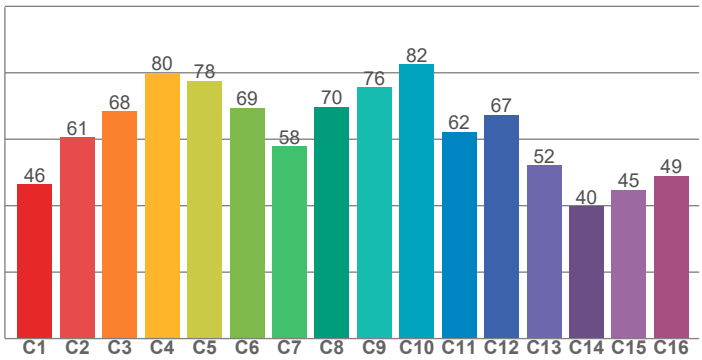

CRI: 44,8 (R1-R8)

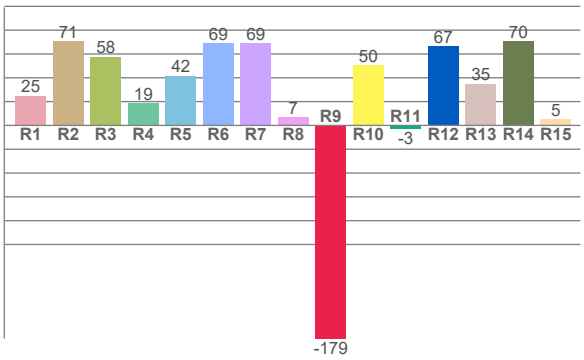

CRI R values, only R1-R8 are used to calculate final CRI value

R1	R2	R3	R4	R5	R6	R7	R8	R9	R10	R11	R12	R13	R14	R15
24,9	70,9	57,7	18,9	41,7	69,1	69,0	6,6	-179,0	50,5	-2,9	66,7	35,1	70,5	5,1

TM30 C values, 16 binned values out of total of 99 C values

C1	C2	C3	C4	C5	C6	C7	C8	C9	C10	C11	C12	C13	C14	C15	C16
46,5	60,5	68,4	79,9	77,6	69,4	57,9	69,7	75,6	82,5	62,2	67,3	52,1	39,7	44,8	49,0

CQS Q values

Q1	Q2	Q3	Q4	Q5	Q6	Q7	Q8	Q9	Q10	Q11	Q12	Q13	Q14	Q15
77,2	91,5	79,6	91,9	92,5	97,4	78,1	66,6	65,9	90,0	91,5	83,0	83,9	73,7	70,2

CQS: 79,7

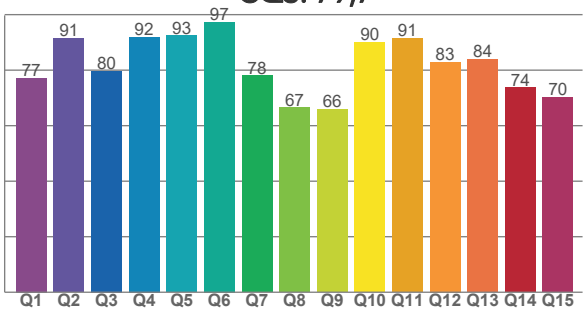

COLOR PARAMETERS

Color temperature	Color rendering index	Red component	Color fidelity	Color gamut	Color quality scale	Television lighting index	Color coordinate cie 1931	Color coordinate cie 1931	Color diviation from black body
CCT	CRI	CRI R9	TM30 Rf	TM30 Rg	CQS	TLCI	x	y	Δuv
24576 K	44,8	-179,0	65,6	127,4	79,7	69	0,281	0,226	-0,0400

PROLIGHTS is a trademark of
MUSIC & LIGHTS S.r.l.
musiclights.it

Via A. Olivetti snc
04026 - Minturno (LT) ITALY
Tel: +39 0771 72190

prolights.it
info@prolights.it

TM30 DETAILS

PROLIGHTS

Rf 65,6

Fidelity index Rf

Rg 127,4

Gammut index

		Graphic shifts (%)	
Hue Bin	R_f	Chroma	Hue
1	46	30%	5%
2	61	17%	-4%
3	68	14%	-11%
4	80	7%	-1%
5	78	2%	7%
6	69	13%	17%
7	58	10%	13%
8	70	17%	13%
9	76	11%	5%
10	82	4%	13%
11	62	4%	18%
12	67	-2%	29%
13	52	1%	33%
14	40	10%	40%
15	45	37%	38%
16	49	21%	15%

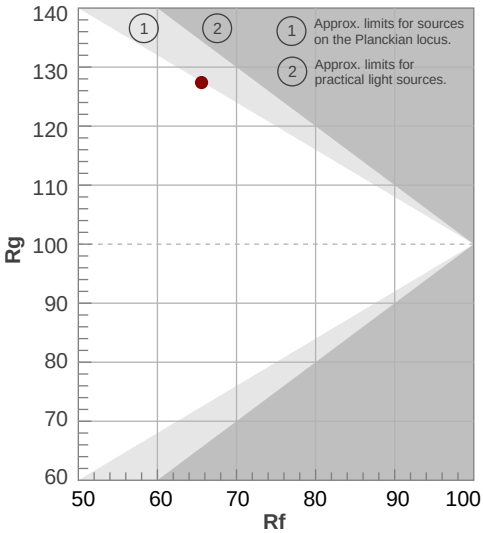

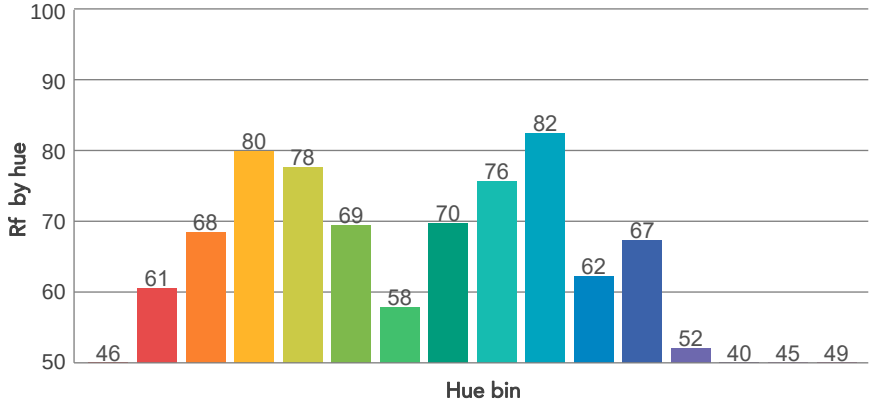

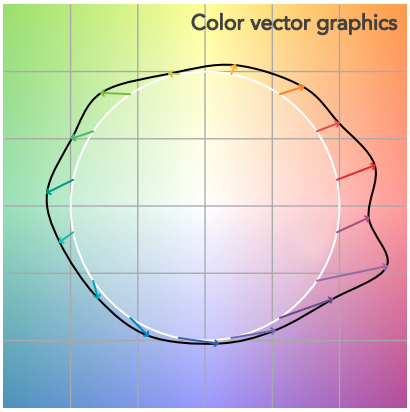

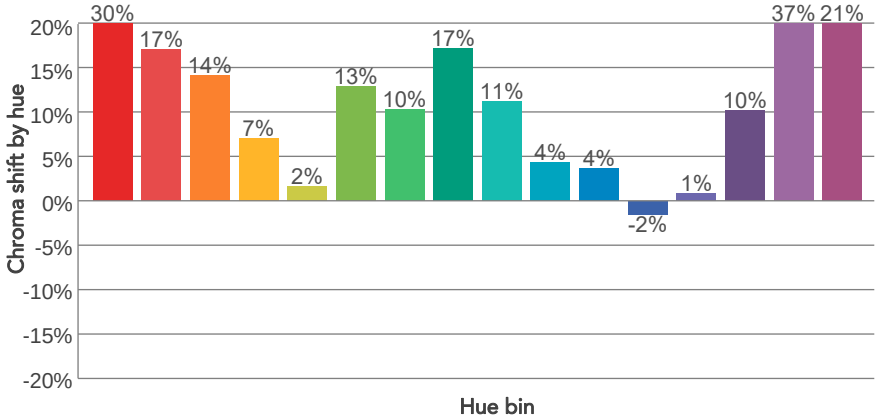

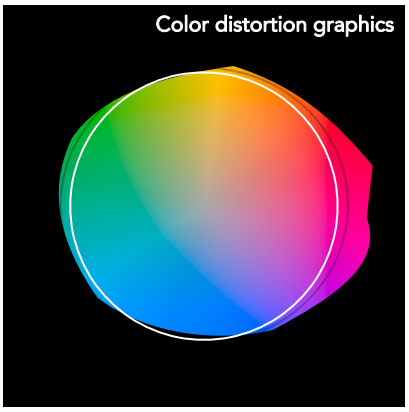

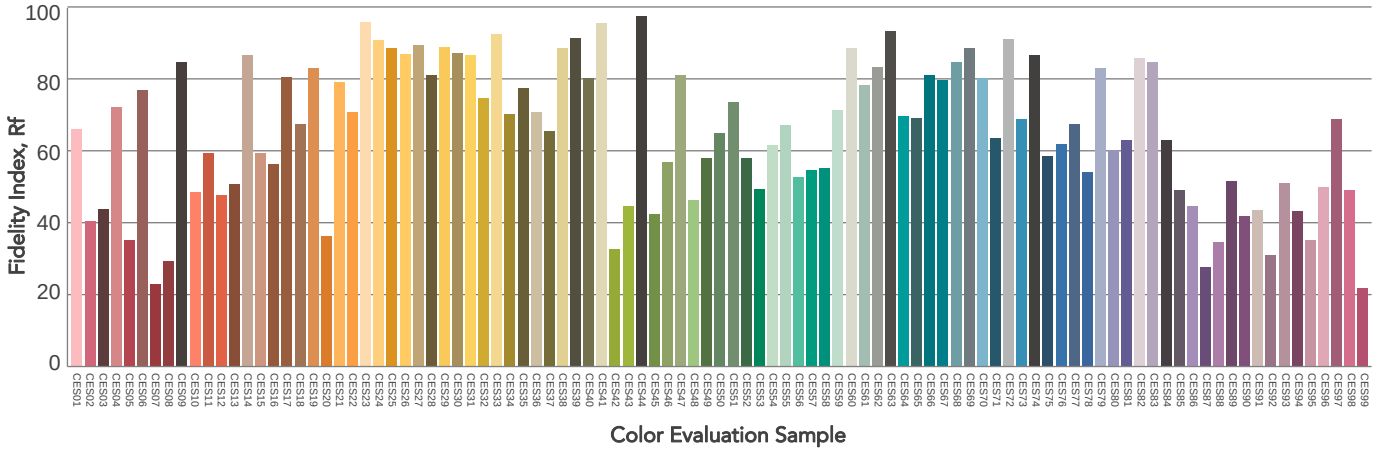

PROLIGHTS is a trademark of
MUSIC & LIGHTS S.r.l.
musiclights.it

Via A. Olivetti snc
04026 - Minturno (LT) ITALY
Tel: +39 0771 72190

prolights.it
info@prolights.it

BEAM DETAILS

Beam angle 50%	Field angle 10%	Cut off angle 2,5%	Intensity ratio in 120° cone	Intensity ratio in 90° cone
44,5°	77,6°	110,8°	96,0%	87,6%

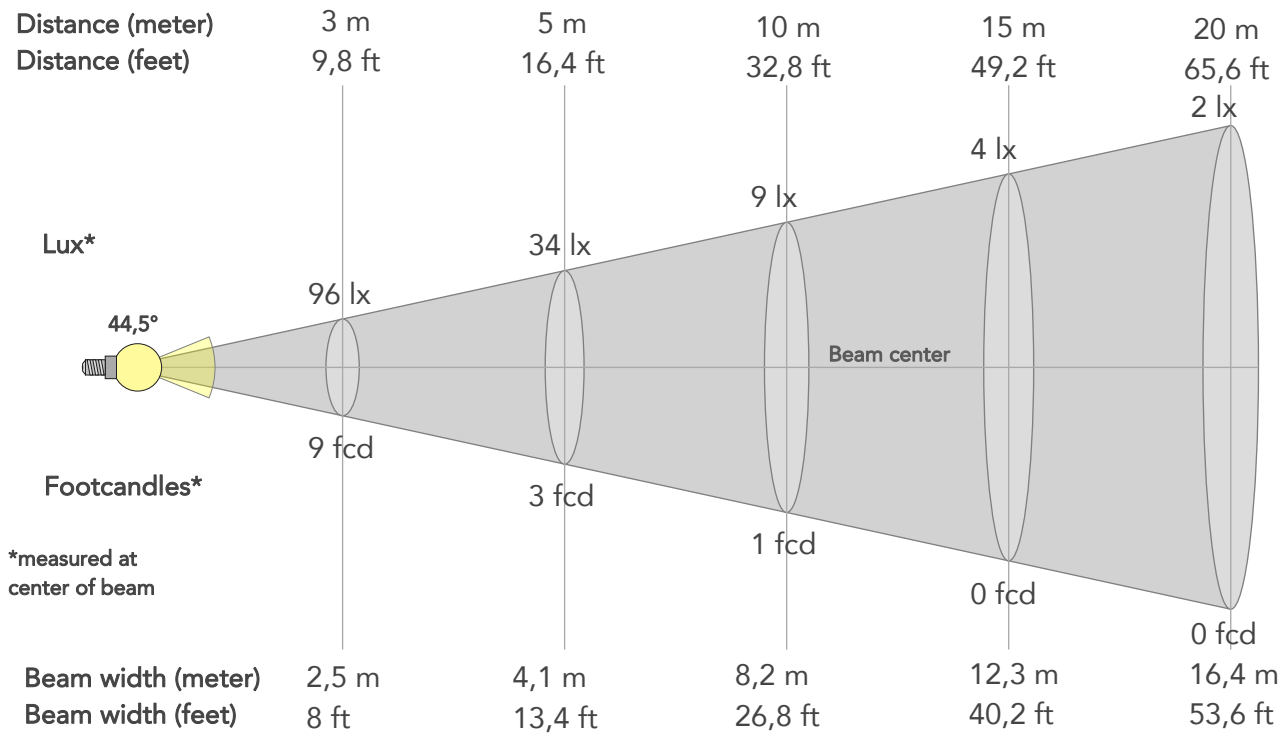

BEAM INTENSITIES AND WIDTHS

Distance	1m	2m	3m	4m	5m	7,5m	10m	15m	20m	25m	30m	40m	50m
Distance	3,3ft	6,6ft	9,8ft	13,1ft	16,4ft	24,6ft	32,8ft	49,2ft	65,6ft	82ft	98,4ft	131,2ft	164ft
Lux	860lx	215lx	96lx	54lx	34lx	15lx	9lx	4lx	2lx	1lx	1lx	1lx	0lx
Footcand.	80fcd	20fcd	9fcd	5fcd	3fcd	1fcd	1fcd	0fcd	0fcd	0fcd	0fcd	0fcd	0fcd
Beam wid.	0,8m	1,6m	2,5m	3,3m	4,1m	6,1m	8,2m	12,3m	16,4m	20,4m	24,5m	32,7m	40,9m
Beam wid.	2,7ft	5,4ft	8ft	10,7ft	13,4ft	20,1ft	26,8ft	40,2ft	53,6ft	67,1ft	80,5ft	107,3ft	134,1ft

LINEAR DISTRIBUTION DIAGRAM

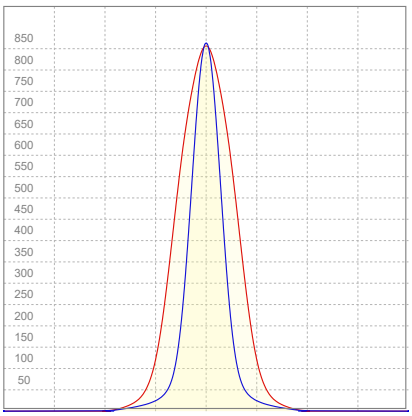

ELECTRICAL SPECIFICATIONS

Input voltage	Input current	Input power	Power FC	Effeciency
228V	0,137A	15,6W	0,5	39lm/W

PROLIGHTS is a trademark of
MUSIC & LIGHTS S.r.l.
musiclights.it

Via A. Olivetti snc
04026 - Minturno (LT) ITALY
Tel: +39 0771 72190

prolights.it
info@prolights.it

ISO DIAGRAMS

ISO CANDELA DIAGRAM

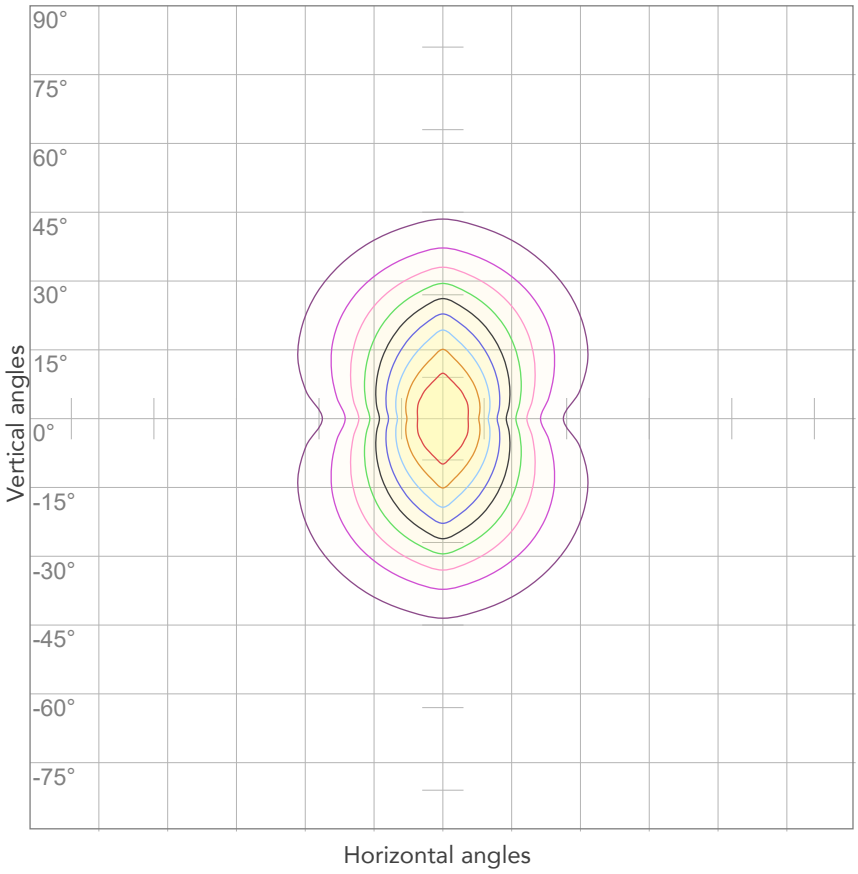

10%	86 cd
20%	172 cd
30%	258 cd
40%	344 cd
50%	430 cd
60%	516 cd
70%	602 cd
80%	688 cd

Conditions:

Number of c-planes: 4

Candela at center: 860 cd

ISO LUX DIAGRAM

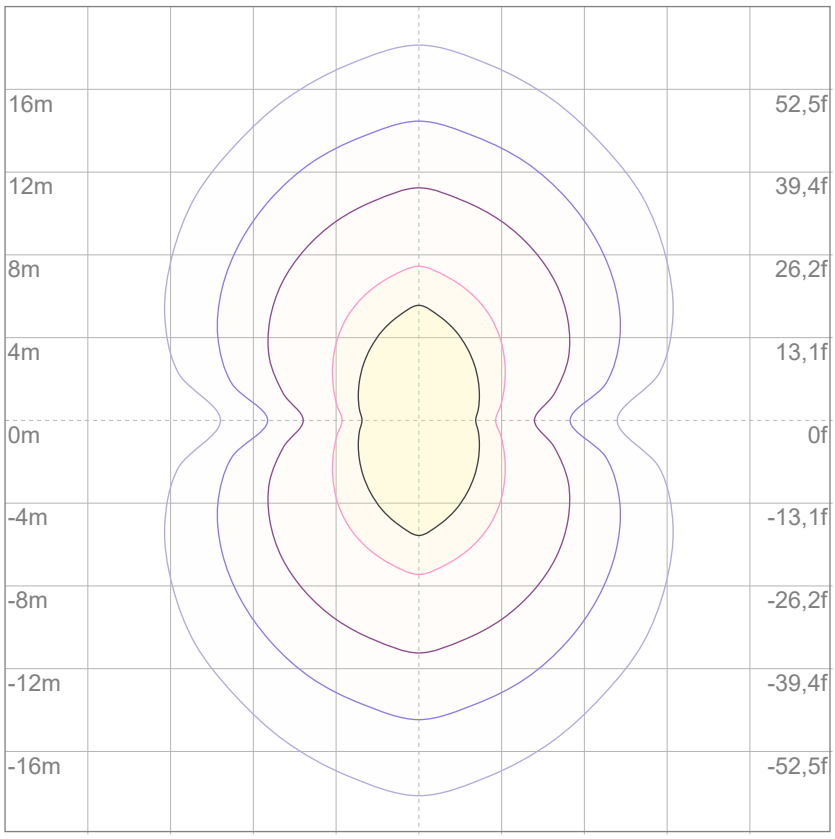

Mounting height: 10 meters (33 feet)

3%	0,258 lx
5%	0,430 lx
10%	0,860 lx
30%	2,58 lx
50%	4,30 lx

Conditions:

Number of c-planes: 4

Lux at center: 8,60 lx

Lux distribution on a surface when lamp is mounted at 10 meters from the surface.

Total lumen output:

207 lm

Peak candela output:

2209 cd

PRODUCT NAME:

ARCSPOTXSFC

MEASURAMENT CONDITIONS:

Beam angle:
10°

Target:
Red

Operator:
Salvatore Giglio

Date and time:
20/05/2024 13:27:53

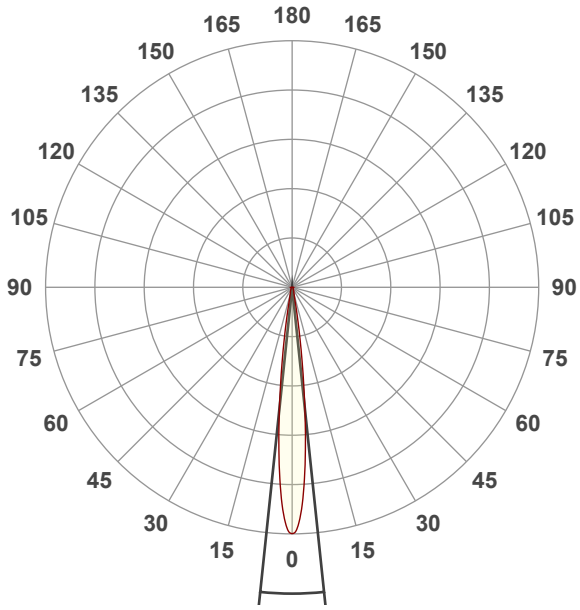

Beam angle 50%: 12°
Field angle 10%: 21,2°
Cut off angle 2.5%: 34,6°

Spectra

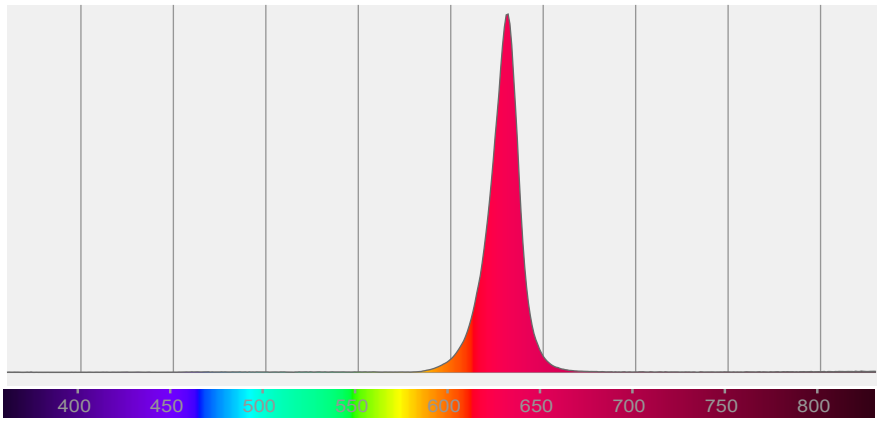

BEAM DETAILS

Beam angle 50%	Field angle 10%	Cut off angle 2,5%	Intensity ratio in 120° cone	Intensity ratio in 90° cone
12°	21,2°	34,6°	77,8%	71,2%

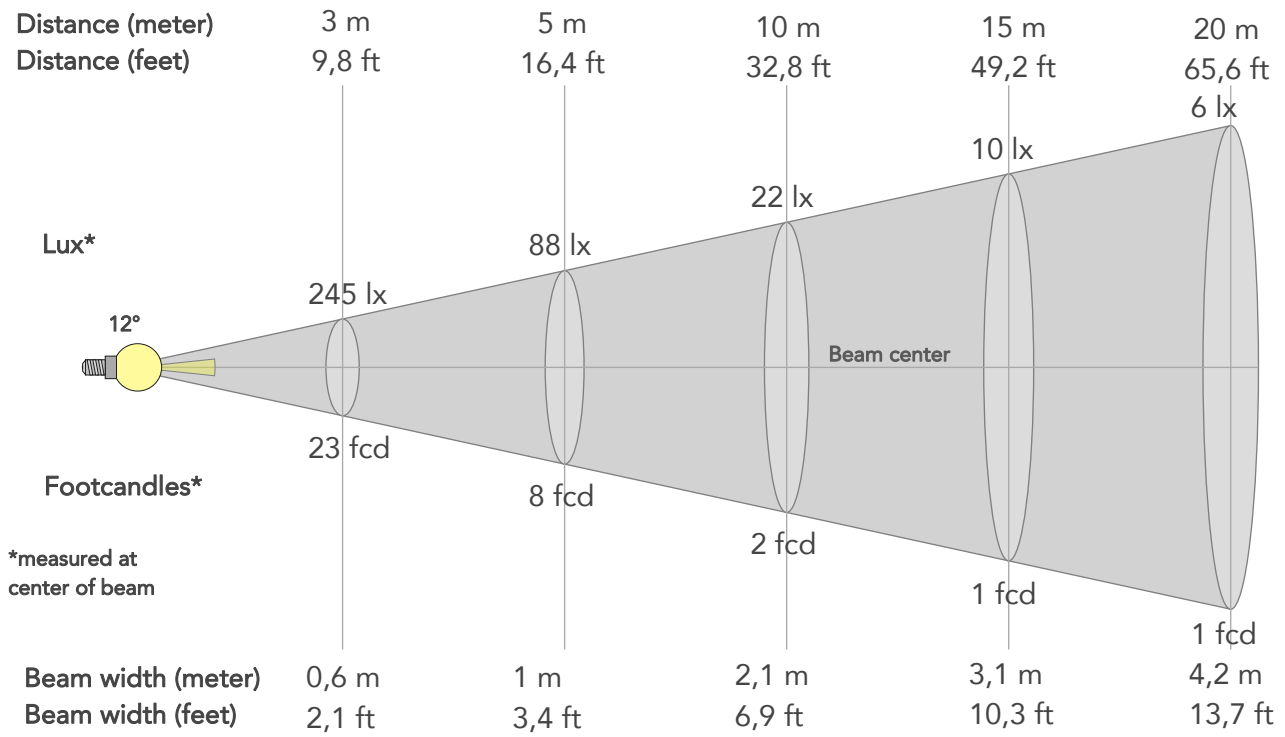

BEAM INTENSITIES AND WIDTHS

Distance	1m	2m	3m	4m	5m	7,5m	10m	15m	20m	25m	30m	40m	50m
Distance	3,3ft	6,6ft	9,8ft	13,1ft	16,4ft	24,6ft	32,8ft	49,2ft	65,6ft	82ft	98,4ft	131,2ft	164ft
Lux	2209lx	552lx	245lx	138lx	88lx	39lx	22lx	10lx	6lx	4lx	2lx	1lx	1lx
Footcand.	205fcd	51fcd	23fcd	13fcd	8fcd	4fcd	2fcd	1fcd	1fcd	0fcd	0fcd	0fcd	0fcd
Beam wid.	0,2m	0,4m	0,6m	0,8m	1m	1,6m	2,1m	3,1m	4,2m	5,2m	6,3m	8,4m	10,5m
Beam wid.	0,7ft	1,4ft	2,1ft	2,7ft	3,4ft	5,2ft	6,9ft	10,3ft	13,7ft	17,2ft	20,6ft	27,5ft	34,4ft

LINEAR DISTRIBUTION DIAGRAM

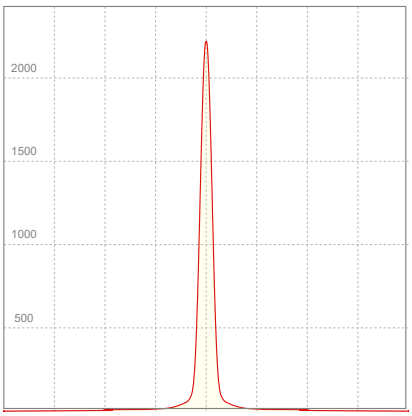

ELECTRICAL SPECIFICATIONS

Input voltage	Input current	Input power	Power FC	Effeciency
228V	0,054A	5,2W	0,42	40lm/W

PROLIGHTS is a trademark of
MUSIC & LIGHTS S.r.l.
musiclights.it

Via A. Olivetti snc
04026 - Minturno (LT) ITALY
Tel: +39 0771 72190

prolights.it
info@prolights.it

ISO DIAGRAMS

ISO CANDELA DIAGRAM

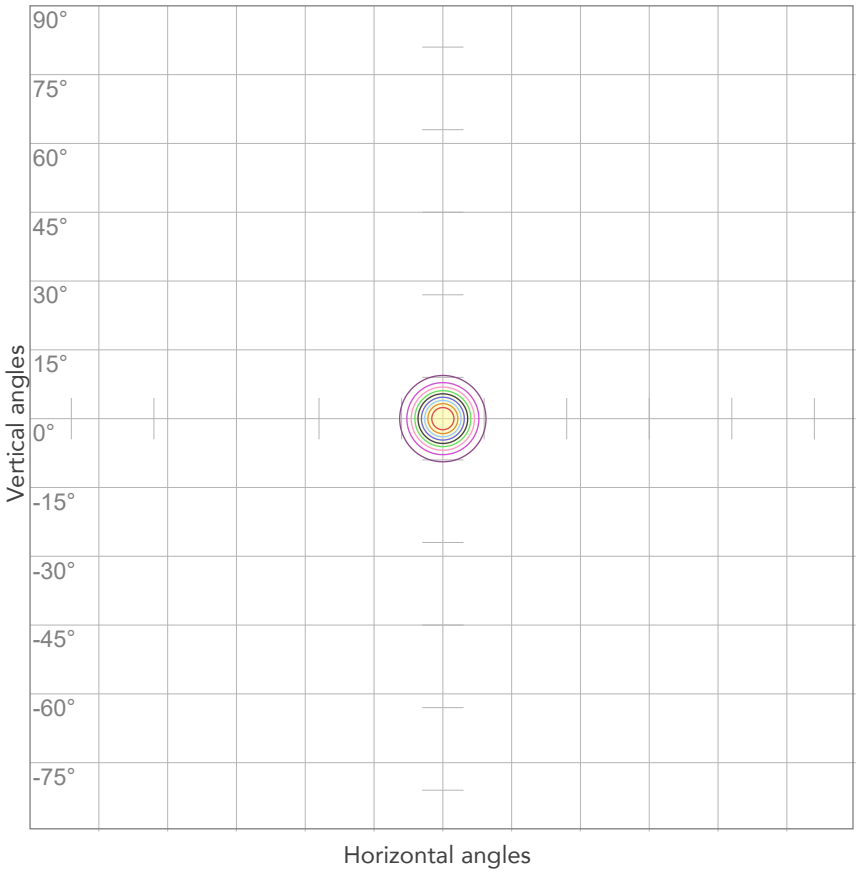

10%	221 cd
20%	442 cd
30%	663 cd
40%	884 cd
50%	1104 cd
60%	1325 cd
70%	1546 cd
80%	1767 cd

Conditions:

Number of c-planes: 2

Candela at center: 2209 cd

ISO LUX DIAGRAM

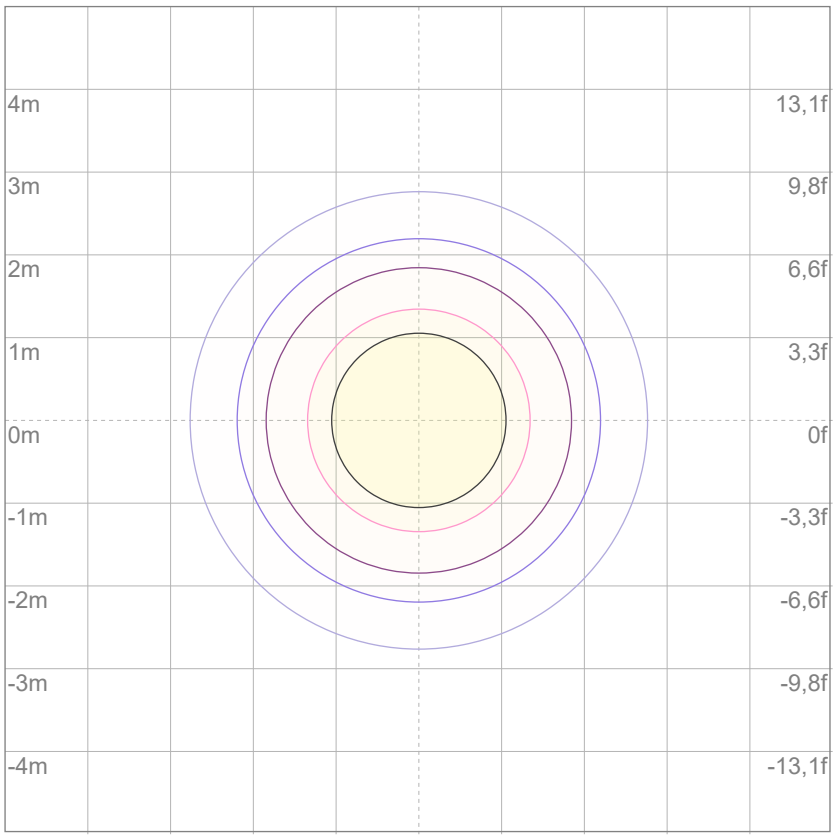

Mounting height: 10 meters (33 feet)

3%	0,663 lx
5%	1,10 lx
10%	2,21 lx
30%	6,63 lx
50%	11,0 lx

Conditions:

Number of c-planes: 2

Lux at center: 22,1 lx

Lux distribution on a surface when lamp is mounted at 10 meters from the surface.

Total lumen output:

176 lm

Peak candela output:

517 cd

PRODUCT NAME:

ARCSPOTXSFC

MEASURAMENT CONDITIONS:

Beam angle:
10° + 20° Filter

Target:
Red

Operator:
Salvatore Giglio

Date and time:
21/05/2024 12:40:00

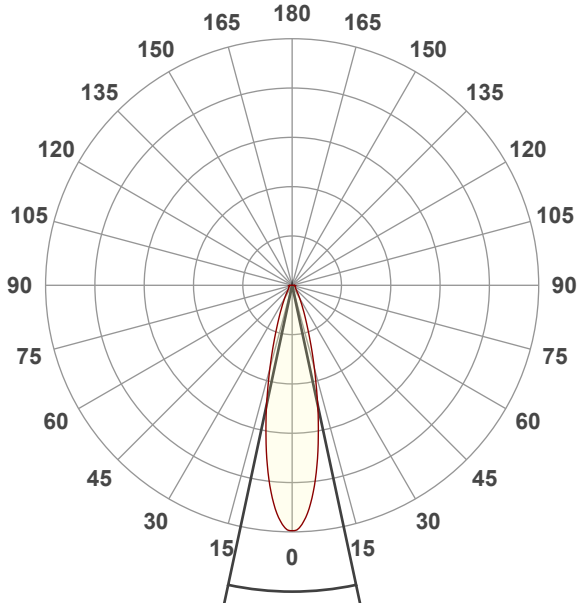

Beam angle 50%: 24,1°
Field angle 10%: 50,4°
Cut off angle 2.5%: 85°

Spectra

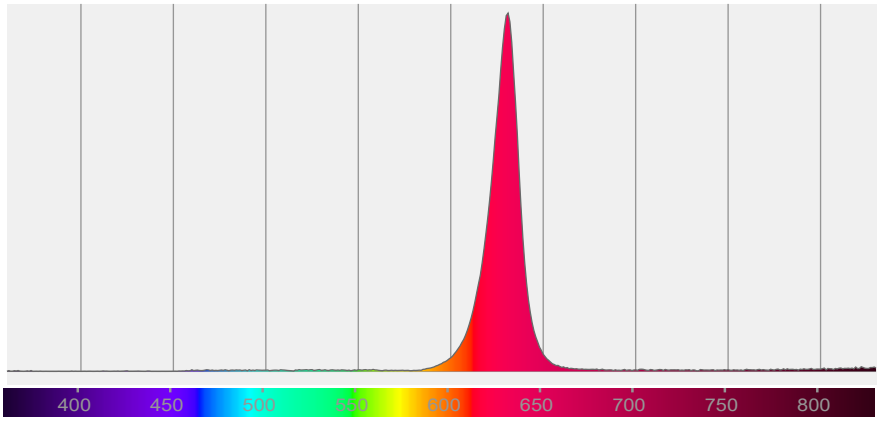

BEAM DETAILS

Beam angle 50%	Field angle 10%	Cut off angle 2,5%	Intensity ratio in 120° cone	Intensity ratio in 90° cone
24,1°	50,4°	85°	82,3%	75,4%

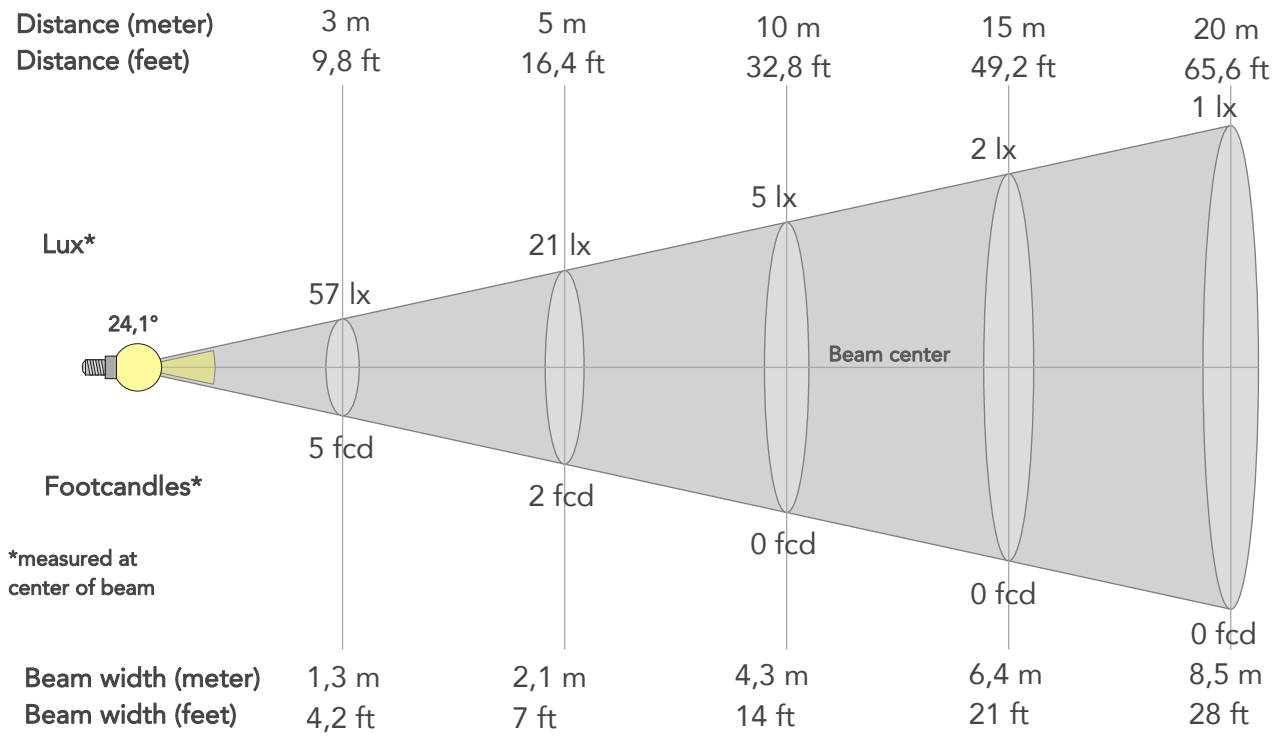

BEAM INTENSITIES AND WIDTHS

Distance	1m	2m	3m	4m	5m	7,5m	10m	15m	20m	25m	30m	40m	50m
Distance	3,3ft	6,6ft	9,8ft	13,1ft	16,4ft	24,6ft	32,8ft	49,2ft	65,6ft	82ft	98,4ft	131,2ft	164ft
Lux	517lx	129lx	57lx	32lx	21lx	9lx	5lx	2lx	1lx	1lx	1lx	0lx	0lx
Footcand.	48fcd	12fcd	5fcd	3fcd	2fcd	1fcd	0fcd	0fcd	0fcd	0fcd	0fcd	0fcd	0fcd
Beam wid.	0,4m	0,9m	1,3m	1,7m	2,1m	3,2m	4,3m	6,4m	8,5m	10,7m	12,8m	17,1m	21,4m
Beam wid.	1,4ft	2,8ft	4,2ft	5,6ft	7ft	10,5ft	14ft	21ft	28ft	35ft	42ft	56ft	70ft

LINEAR DISTRIBUTION DIAGRAM

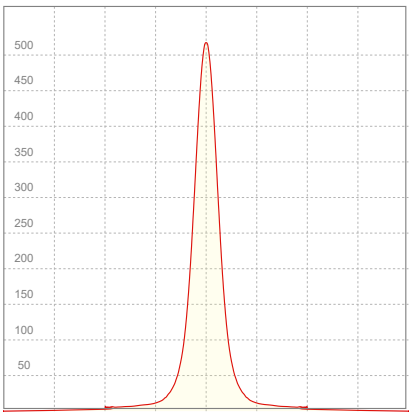

ELECTRICAL SPECIFICATIONS

Input voltage	Input current	Input power	Power FC	Effeciency
229V	0,053A	5,2W	0,43	34lm/W

PROLIGHTS is a trademark of
MUSIC & LIGHTS S.r.l.
musiclights.it

Via A. Olivetti snc
04026 - Minturno (LT) ITALY
Tel: +39 0771 72190

prolights.it
info@prolights.it

ISO DIAGRAMS

ISO CANDELA DIAGRAM

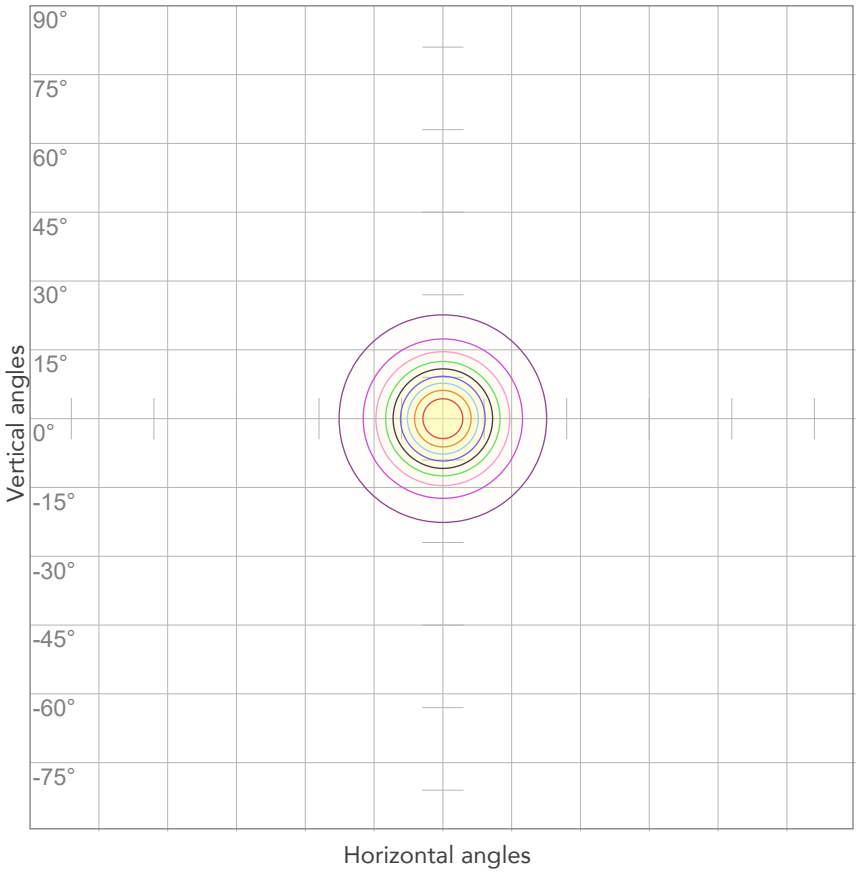

10%	52 cd
20%	103 cd
30%	155 cd
40%	207 cd
50%	258 cd
60%	310 cd
70%	362 cd
80%	413 cd

Conditions:

Number of c-planes: 2

Candela at center: 517 cd

ISO LUX DIAGRAM

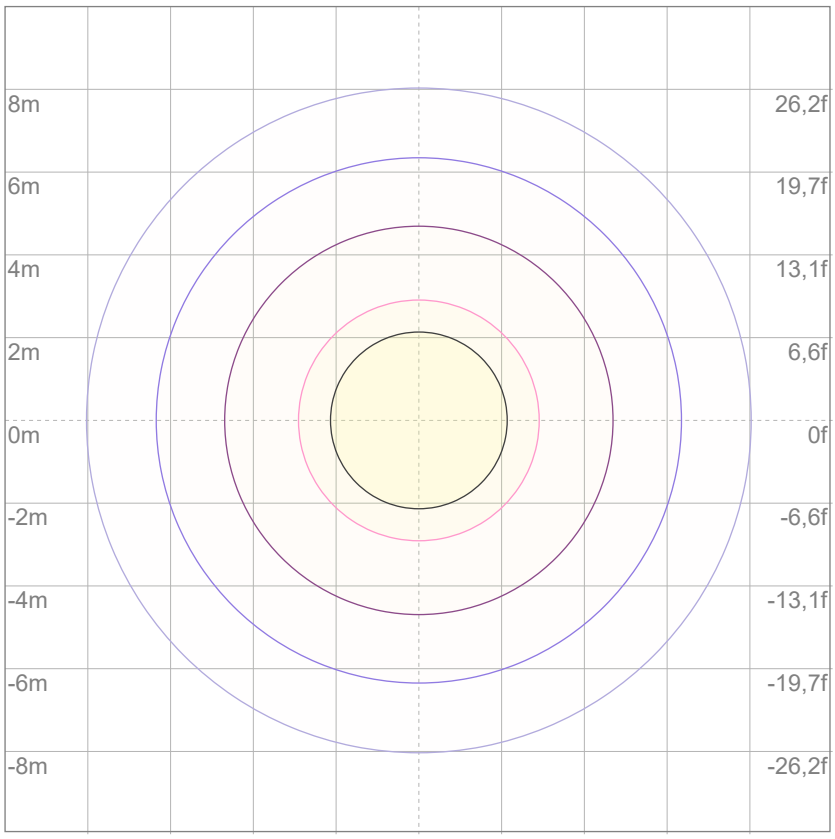

Mounting height: 10 meters (33 feet)

3%	0,155 lx
5%	0,258 lx
10%	0,517 lx
30%	1,55 lx
50%	2,58 lx

Conditions:

Number of c-planes: 2

Lux at center: 5,17 lx

Lux distribution on a surface when lamp is mounted at 10 meters from the surface.

Total lumen output:

129 lm

Peak candela output:

162 cd

PRODUCT NAME:

ARCSPOTXSFC

MEASURAMENT CONDITIONS:

Beam angle:
10° + 40° Filter

Target:
Red

Operator:
Salvatore Giglio

Date and time:
21/05/2024 14:44:18

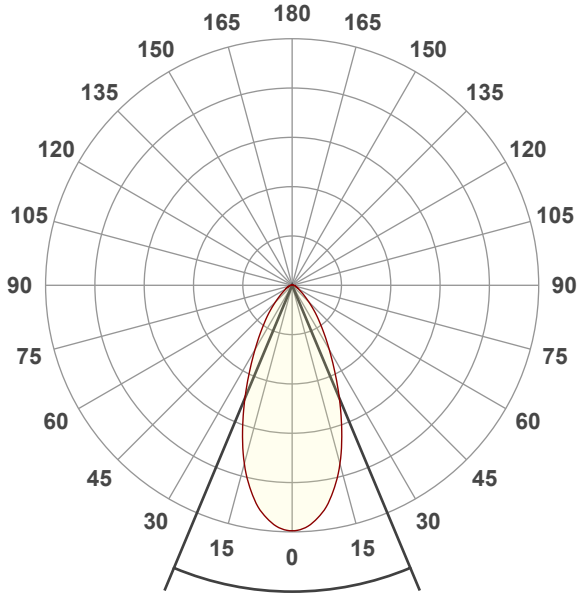

Beam angle 50%: 45,4°
Field angle 10%: 89,3°
Cut off angle 2.5%: 125,4°

Spectra

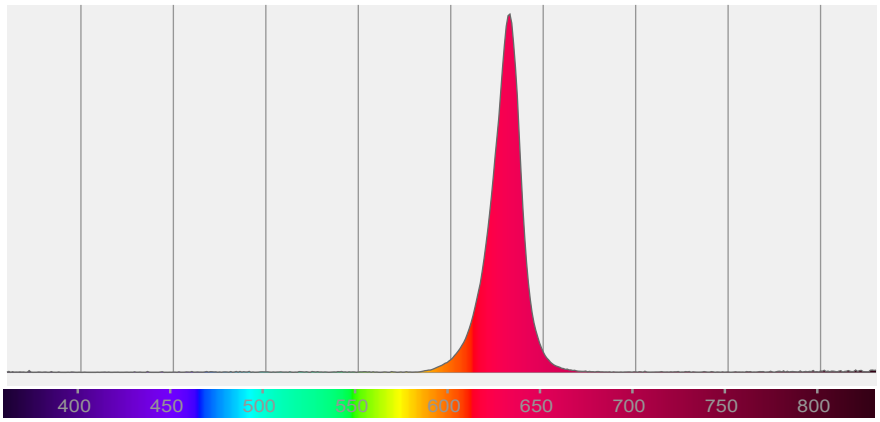

BEAM DETAILS

Beam angle 50%	Field angle 10%	Cut off angle 2,5%	Intensity ratio in 120° cone	Intensity ratio in 90° cone
45,4°	89,3°	125,4°	93,3%	84,5%

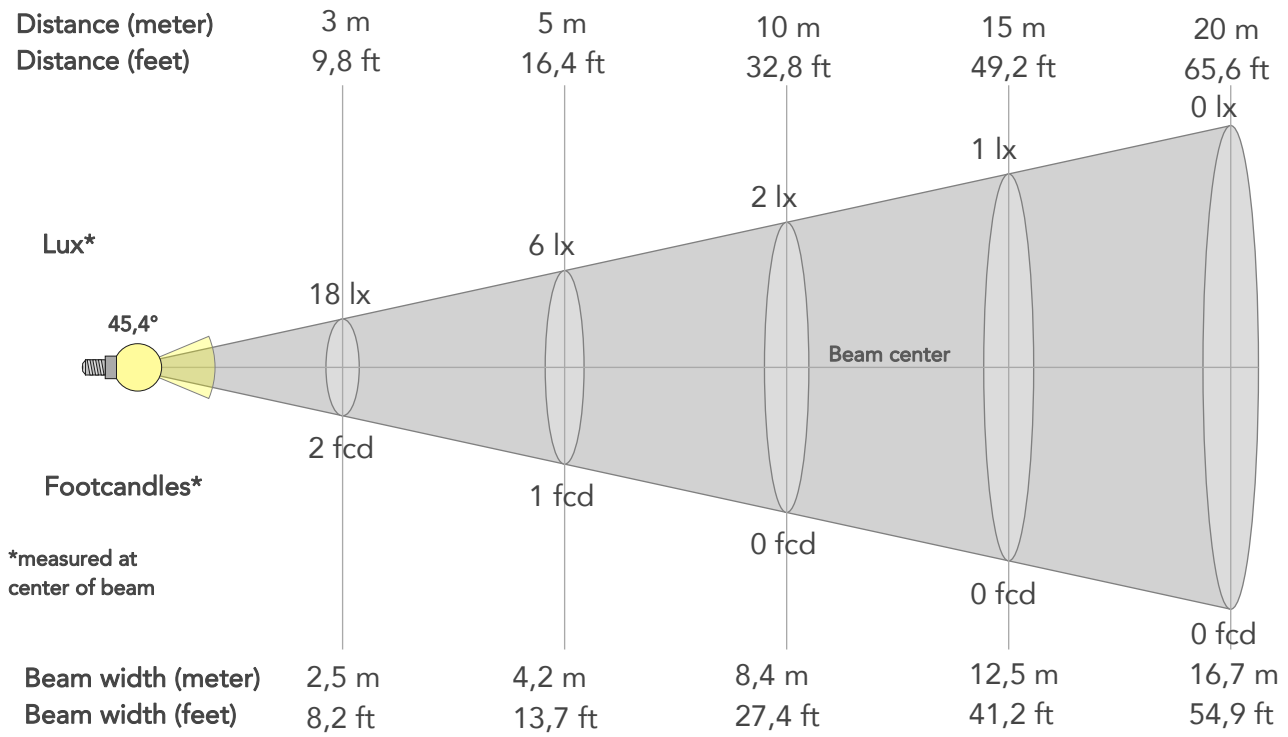

BEAM INTENSITIES AND WIDTHS

Distance	1m	2m	3m	4m	5m	7,5m	10m	15m	20m	25m	30m	40m	50m
Distance	3,3ft	6,6ft	9,8ft	13,1ft	16,4ft	24,6ft	32,8ft	49,2ft	65,6ft	82ft	98,4ft	131,2ft	164ft
Lux	162lx	41lx	18lx	10lx	6lx	3lx	2lx	1lx	0lx	0lx	0lx	0lx	0lx
Footcand.	15fcd	4fcd	2fcd	1fcd	1fcd	0fcd	0fcd	0fcd	0fcd	0fcd	0fcd	0fcd	0fcd
Beam wid.	0,8m	1,7m	2,5m	3,3m	4,2m	6,3m	8,4m	12,5m	16,7m	20,9m	25,1m	33,5m	41,8m
Beam wid.	2,8ft	5,5ft	8,2ft	11ft	13,7ft	20,6ft	27,4ft	41,2ft	54,9ft	68,6ft	82,3ft	109,7ft	137,2ft

LINEAR DISTRIBUTION DIAGRAM

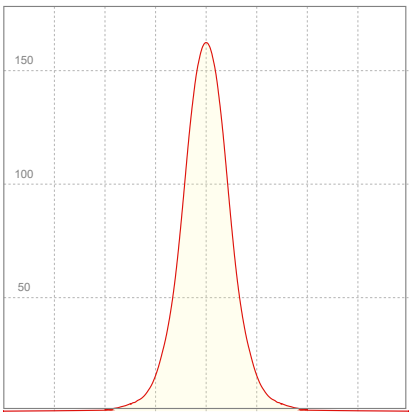

ELECTRICAL SPECIFICATIONS

Input voltage	Input current	Input power	Power FC	Effeciency
226V	0,055A	5,1W	0,41	25lm/W

ISO DIAGRAMS

ISO CANDELA DIAGRAM

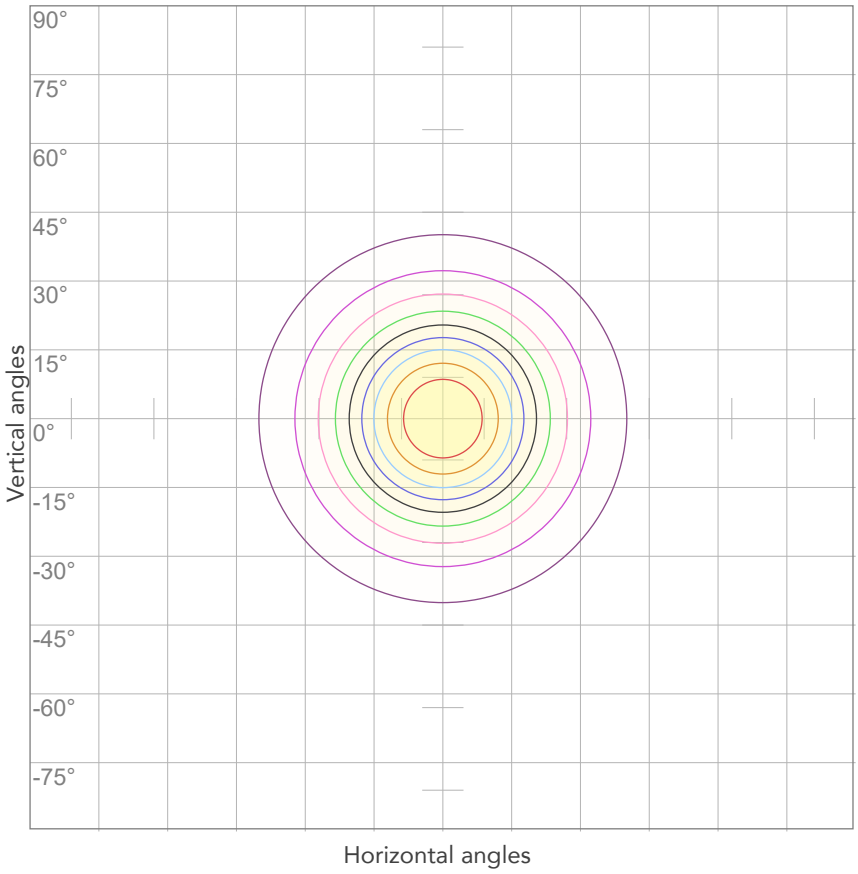

10%	16 cd
20%	32 cd
30%	49 cd
40%	65 cd
50%	81 cd
60%	97 cd
70%	113 cd
80%	130 cd

Conditions:

Number of c-planes: 2

Candela at center: 162 cd

ISO LUX DIAGRAM

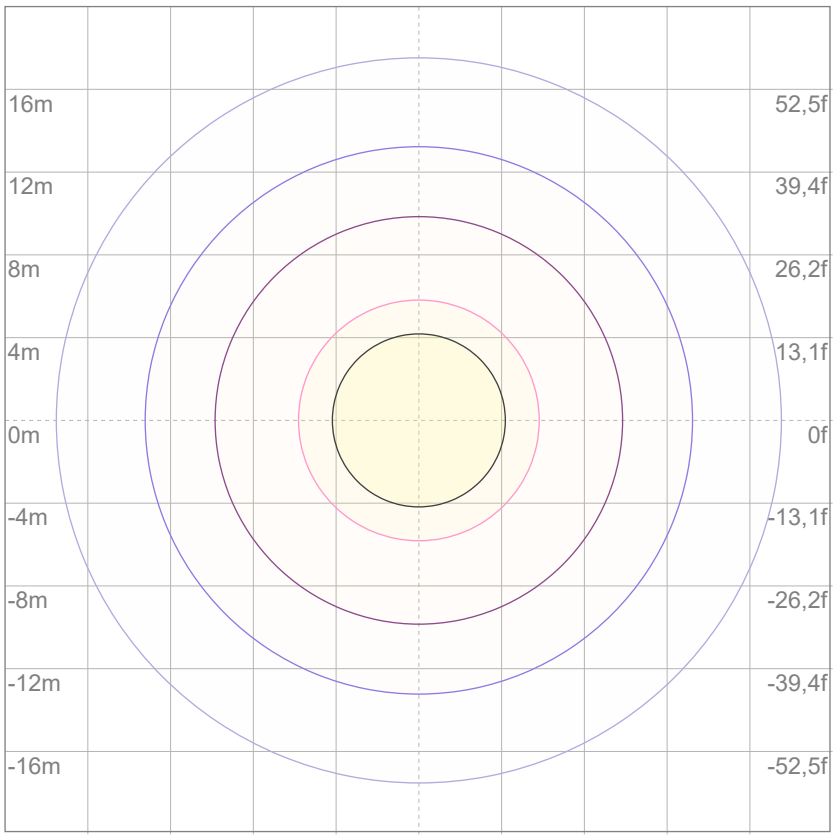

Mounting height: 10 meters (33 feet)

3%	48,6m lx
5%	81,0m lx
10%	0,162 lx
30%	0,486 lx
50%	0,810 lx

Conditions:

Number of c-planes: 2

Lux at center: 1,62 lx

Lux distribution on a surface when lamp is mounted at 10 meters from the surface.

Total lumen output:

127 lm

Peak candela output:

121 cd

PRODUCT NAME:

ARCSPOTXSFC

MEASURAMENT CONDITIONS:

Beam angle:
10° + 60° Filter

Target:
Red

Operator:
Salvatore Giglio

Date and time:
21/05/2024 15:18:51

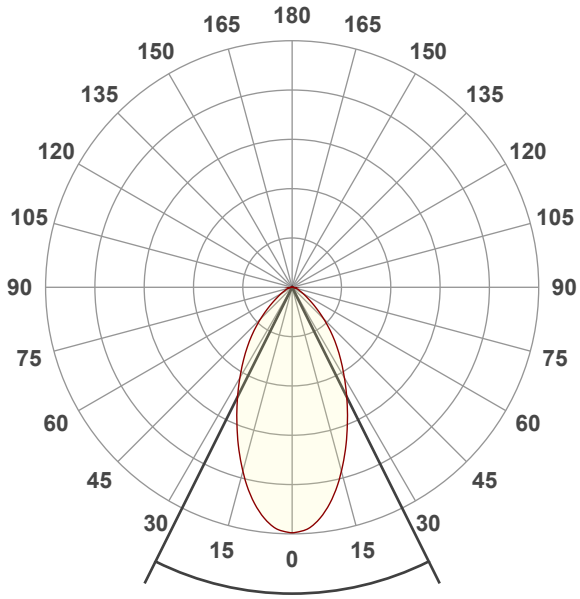

Beam angle 50%: 53°
Field angle 10%: 104,5°
Cut off angle 2.5%: 140,9°

Spectra

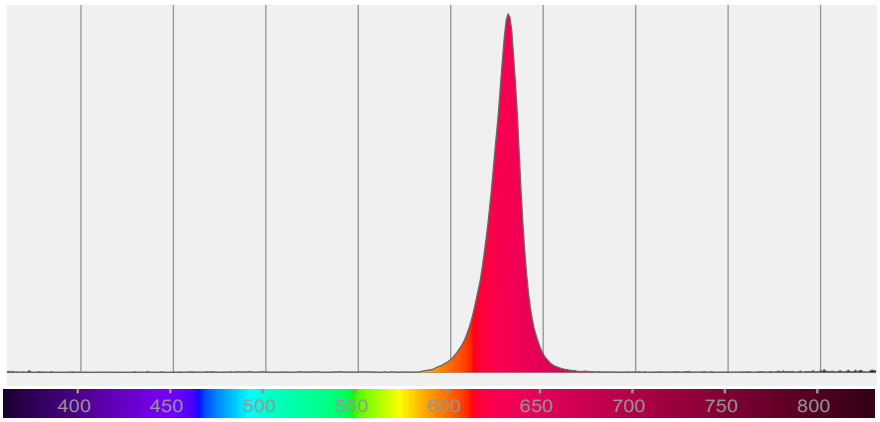

BEAM DETAILS

Beam angle 50%	Field angle 10%	Cut off angle 2,5%	Intensity ratio in 120° cone	Intensity ratio in 90° cone
53°	104,5°	140,9°	93,1%	80,4%

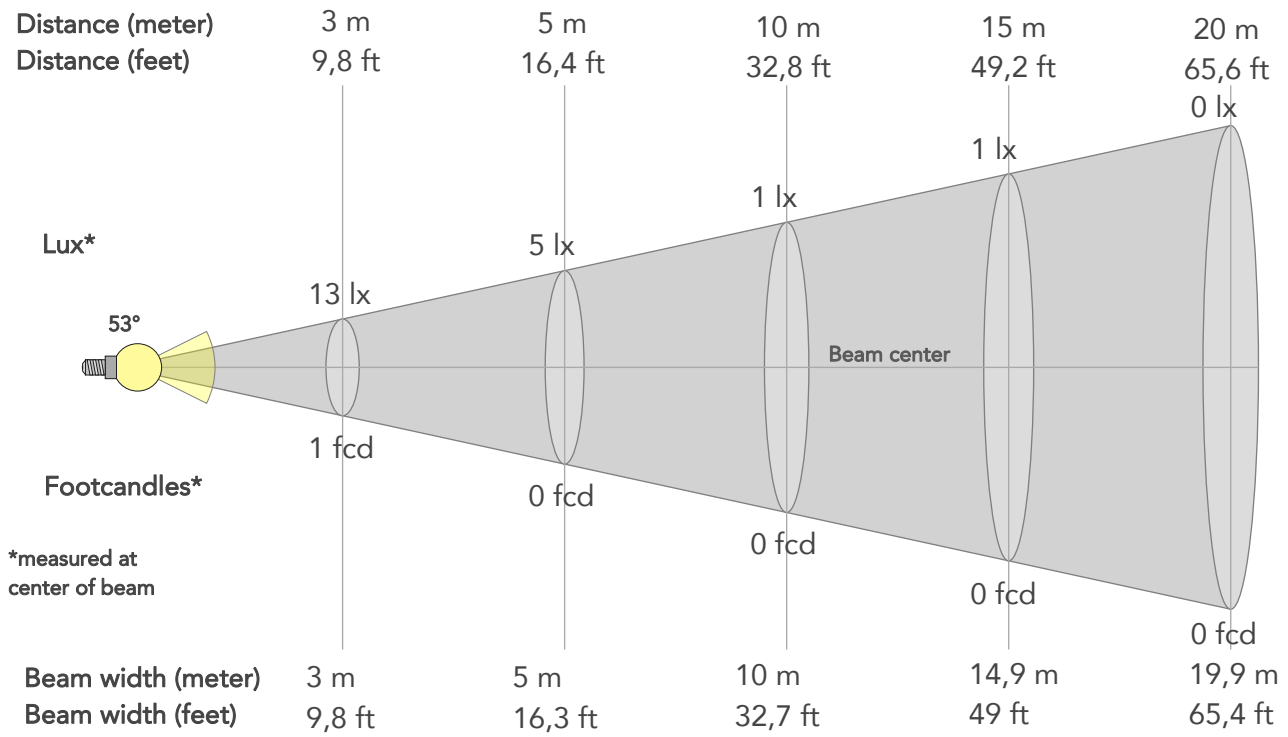

BEAM INTENSITIES AND WIDTHS

Distance	1m	2m	3m	4m	5m	7,5m	10m	15m	20m	25m	30m	40m	50m
Distance	3,3ft	6,6ft	9,8ft	13,1ft	16,4ft	24,6ft	32,8ft	49,2ft	65,6ft	82ft	98,4ft	131,2ft	164ft
Lux	121lx	30lx	13lx	8lx	5lx	2lx	1lx	1lx	0lx	0lx	0lx	0lx	0lx
Footcand.	11fcd	3fcd	1fcd	1fcd	0fcd	0fcd	0fcd	0fcd	0fcd	0fcd	0fcd	0fcd	0fcd
Beam wid.	1m	2m	3m	4m	5m	7,5m	10m	14,9m	19,9m	24,9m	29,9m	39,9m	49,8m
Beam wid.	3,3ft	6,6ft	9,8ft	13,1ft	16,3ft	24,5ft	32,7ft	49ft	65,4ft	81,7ft	98,1ft	130,8ft	163,4ft

LINEAR DISTRIBUTION DIAGRAM

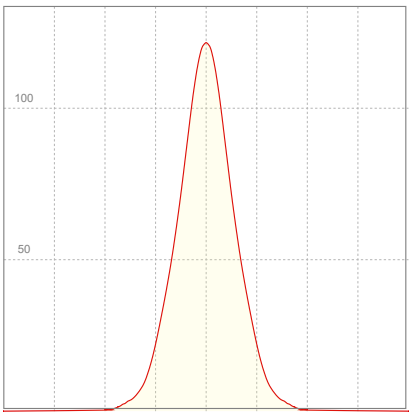

ELECTRICAL SPECIFICATIONS

Input voltage	Input current	Input power	Power FC	Effeciency
227V	0,054A	5,2W	0,42	25lm/W

PROLIGHTS is a trademark of
MUSIC & LIGHTS S.r.l.
musiclights.it

Via A. Olivetti snc
04026 - Minturno (LT) ITALY
Tel: +39 0771 72190

prolights.it
info@prolights.it

ISO DIAGRAMS

ISO CANDELA DIAGRAM

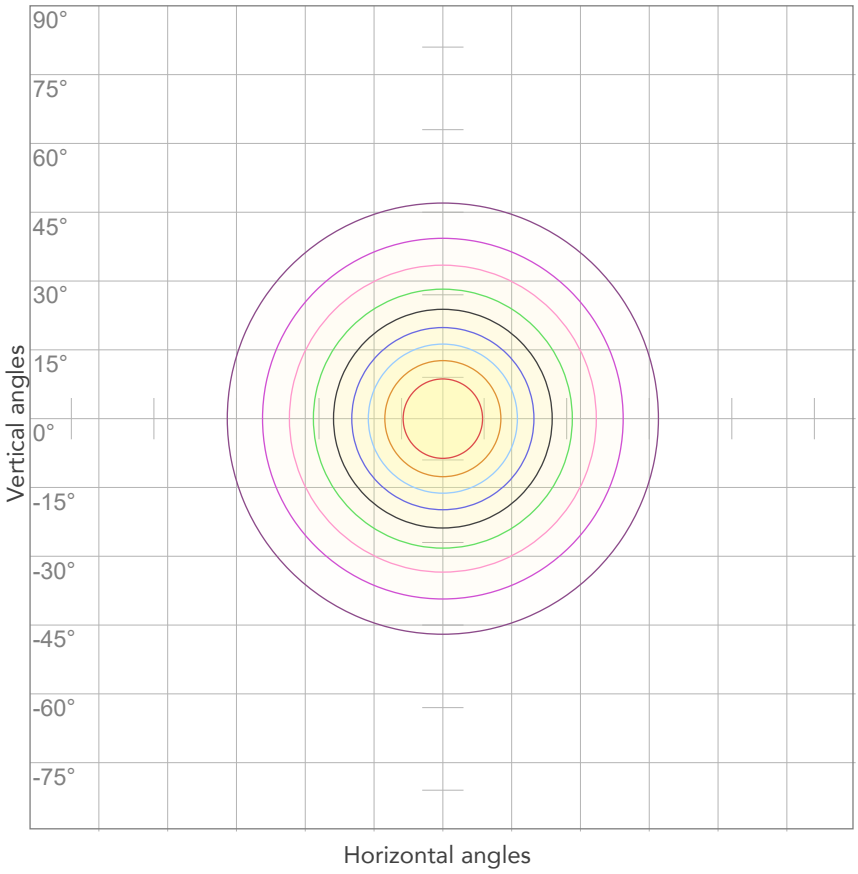

10%	12 cd
20%	24 cd
30%	36 cd
40%	49 cd
50%	61 cd
60%	73 cd
70%	85 cd
80%	97 cd

Conditions:

Number of c-planes: 2

Candela at center: 121 cd

ISO LUX DIAGRAM

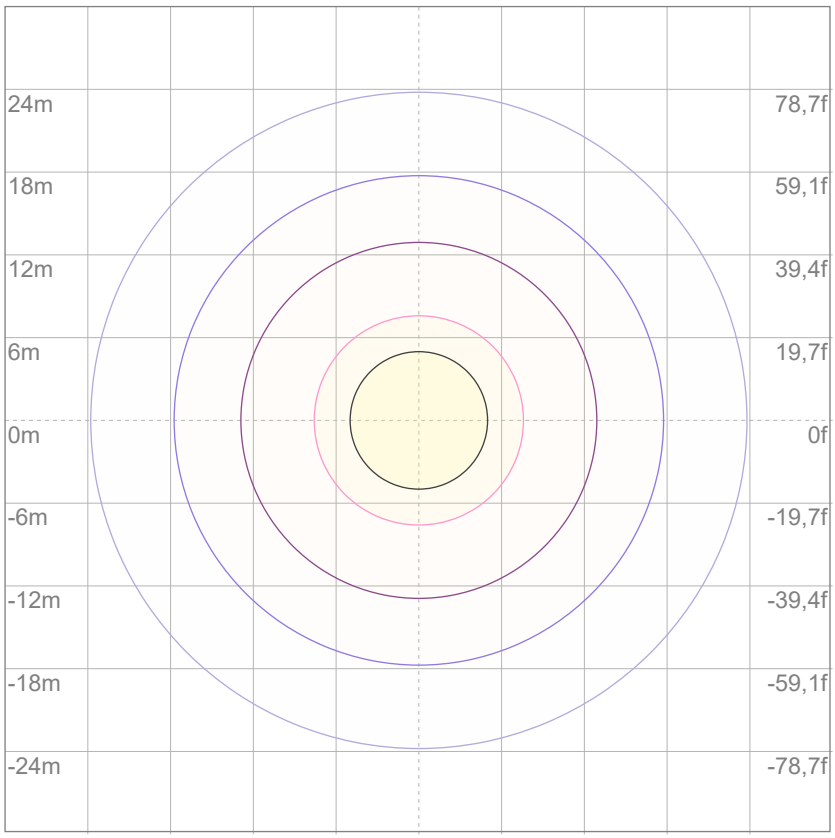

Mounting height: 10 meters (33 feet)

3%	36,4m lx
5%	60,7m lx
10%	0,121 lx
30%	0,364 lx
50%	0,607 lx

Conditions:

Number of c-planes: 2

Lux at center: 1,21 lx

Lux distribution on a surface when lamp is mounted at 10 meters from the surface.

Total lumen output:

173 lm

Peak candela output:

354 cd

PRODUCT NAME:

ARCSPOTXSFC

MEASURAMENT CONDITIONS:

Beam angle:
10° + 10° x 60° Filter

Target:
Red

Operator:
Salvatore Giglio

Date and time:
21/05/2024 16:43:18

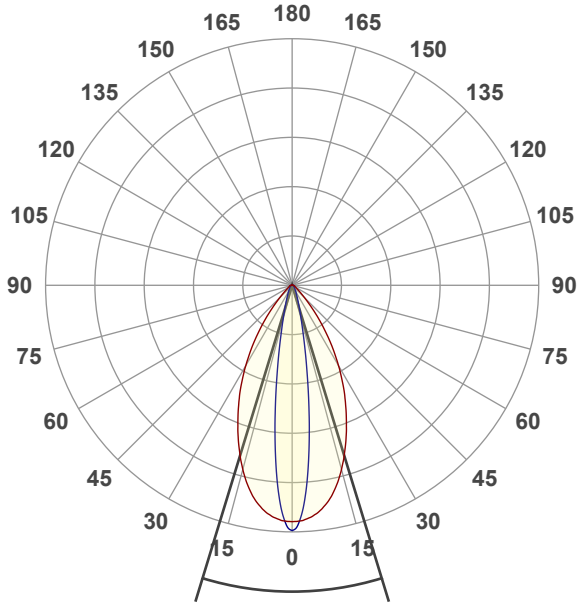

Beam angle 50%: 34°
Field angle 10%: 60,3°
Cut off angle 2.5%: 87,9°

Spectra

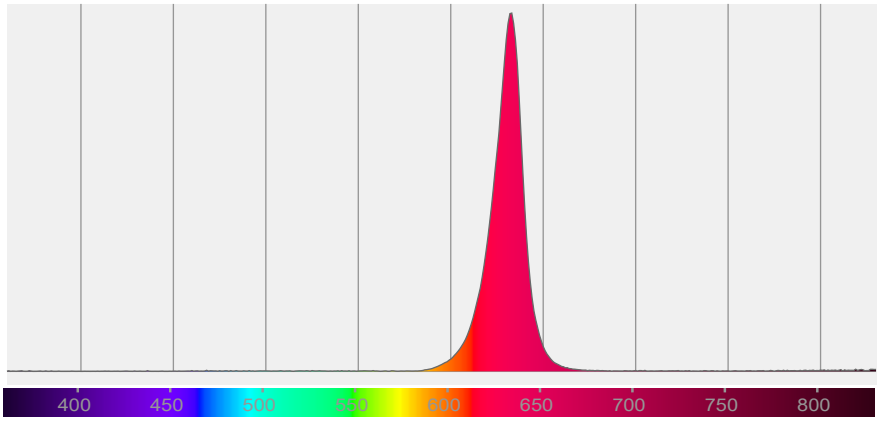

BEAM DETAILS

Beam angle 50%	Field angle 10%	Cut off angle 2,5%	Intensity ratio in 120° cone	Intensity ratio in 90° cone
34°	60,3°	87,9°	95,0%	89,0%

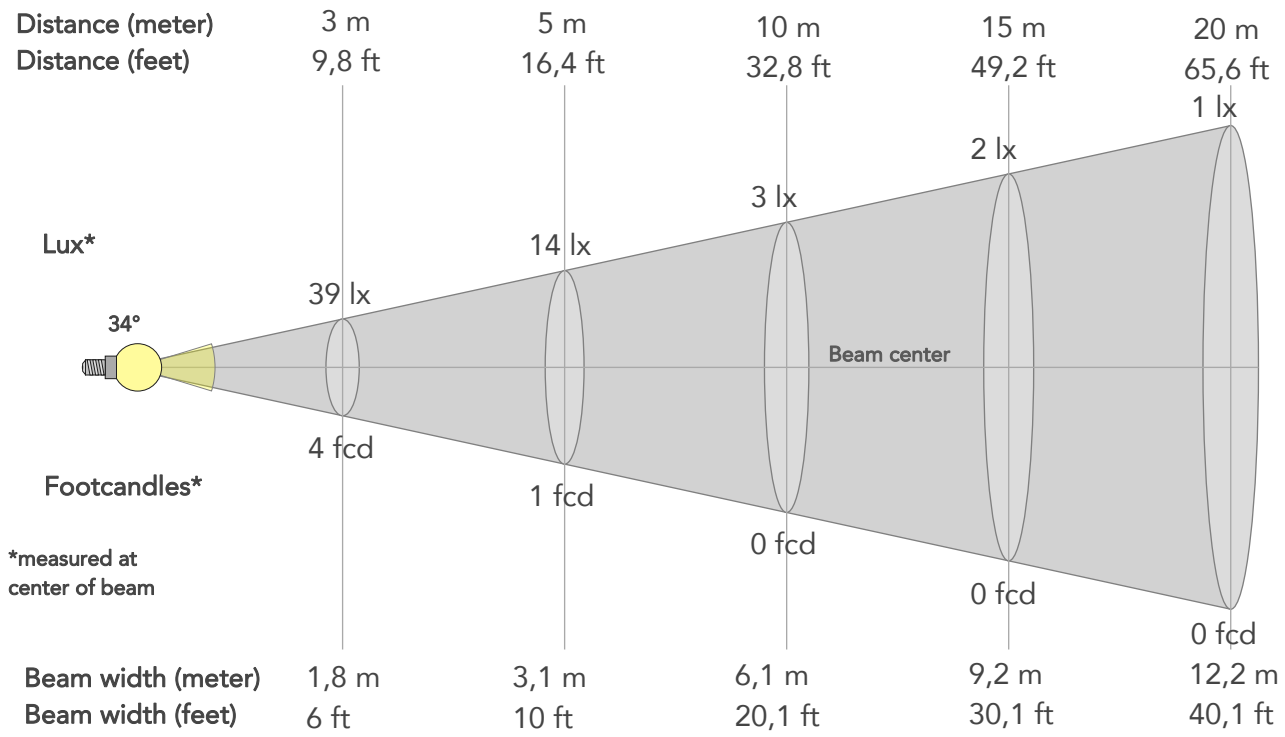

BEAM INTENSITIES AND WIDTHS

Distance	1m	2m	3m	4m	5m	7,5m	10m	15m	20m	25m	30m	40m	50m
Distance	3,3ft	6,6ft	9,8ft	13,1ft	16,4ft	24,6ft	32,8ft	49,2ft	65,6ft	82ft	98,4ft	131,2ft	164ft
Lux	347lx	87lx	39lx	22lx	14lx	6lx	3lx	2lx	1lx	1lx	0lx	0lx	0lx
Footcand.	32fcd	8fcd	4fcd	2fcd	1fcd	1fcd	0fcd	0fcd	0fcd	0fcd	0fcd	0fcd	0fcd
Beam wid.	0,6m	1,2m	1,8m	2,4m	3,1m	4,6m	6,1m	9,2m	12,2m	15,3m	18,3m	24,5m	30,6m
Beam wid.	2ft	4ft	6ft	8ft	10ft	15ft	20,1ft	30,1ft	40,1ft	50,2ft	60,2ft	80,2ft	100,3ft

LINEAR DISTRIBUTION DIAGRAM

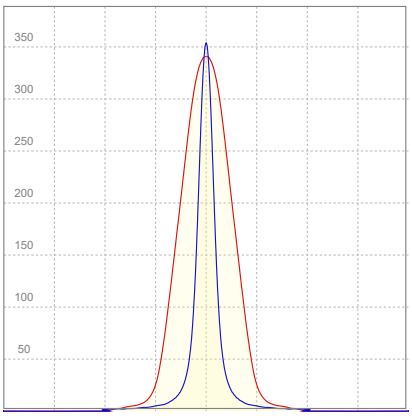

ELECTRICAL SPECIFICATIONS

Input voltage	Input current	Input power	Power FC	Effeciency
227V	0,055A	5,1W	0,41	34lm/W

PROLIGHTS is a trademark of
MUSIC & LIGHTS S.r.l.
musiclights.it

Via A. Olivetti snc
04026 - Minturno (LT) ITALY
Tel: +39 0771 72190

prolights.it
info@prolights.it

ISO DIAGRAMS

ISO CANDELA DIAGRAM

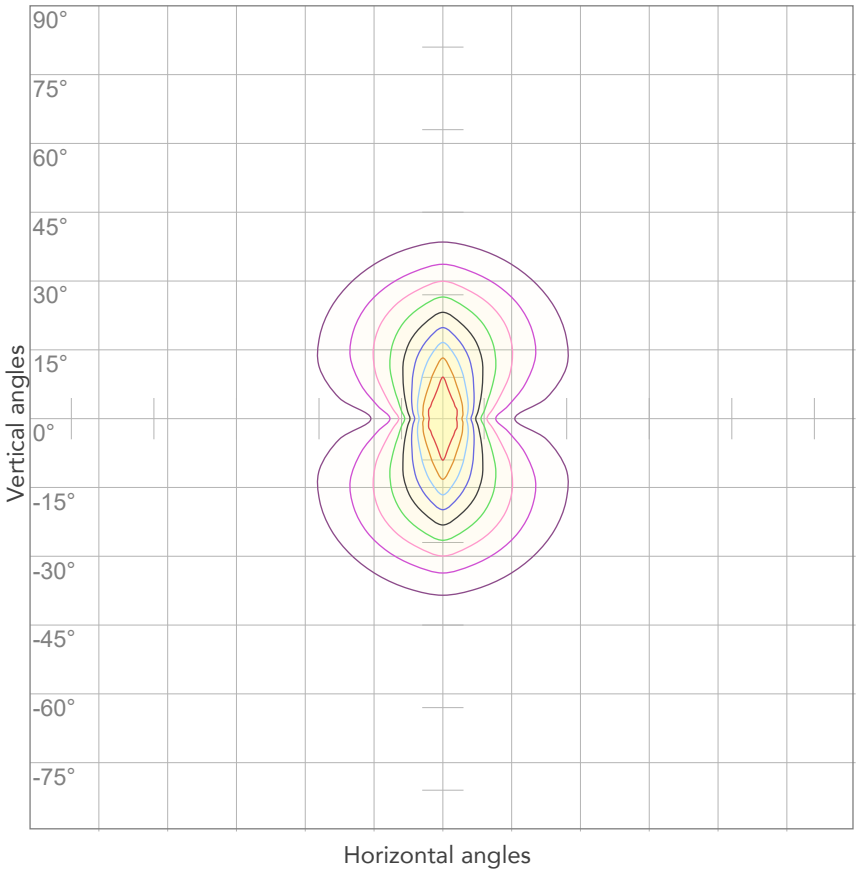

10%	35 cd
20%	69 cd
30%	104 cd
40%	139 cd
50%	174 cd
60%	208 cd
70%	243 cd
80%	278 cd

Conditions:

Number of c-planes: 4

Candela at center: 347 cd

ISO LUX DIAGRAM

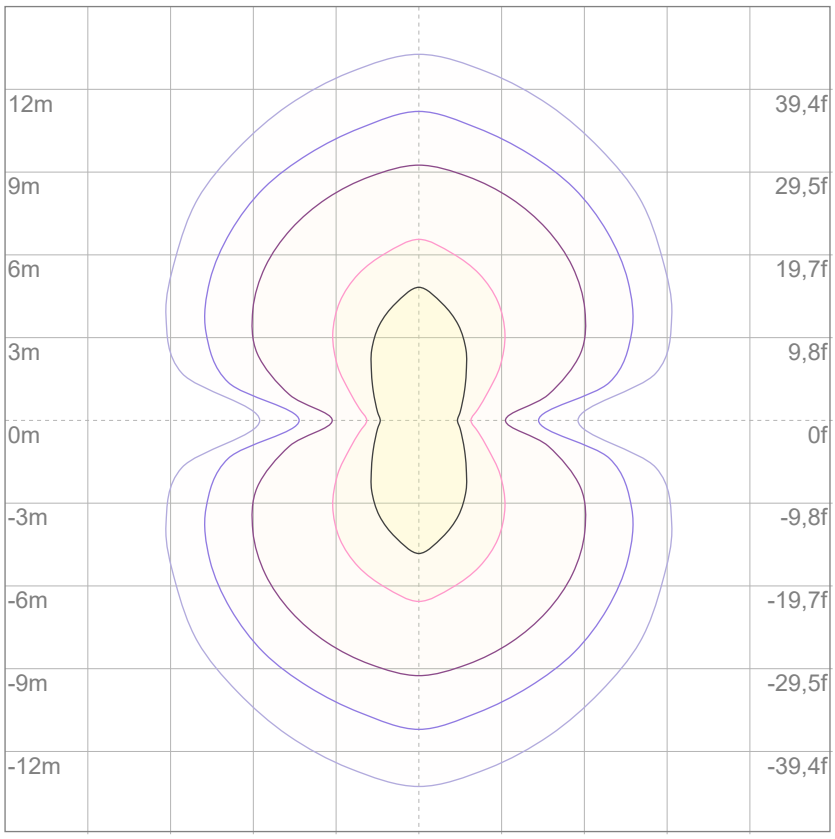

Mounting height: 10 meters (33 feet)

3%	0,104 lx
5%	0,174 lx
10%	0,347 lx
30%	1,04 lx
50%	1,74 lx

Conditions:

Number of c-planes: 4

Lux at center: 3,47 lx

Lux distribution on a surface when lamp is mounted at 10 meters from the surface.

Total lumen output:

152 lm

Peak candela output:

214 cd

PRODUCT NAME:

ARCSPOTXSFC

MEASURAMENT CONDITIONS:

Beam angle:
10° + 30° x 60° Filter

Target:
Red

Operator:
Salvatore Giglio

Date and time:
23/05/2024 09:19:31

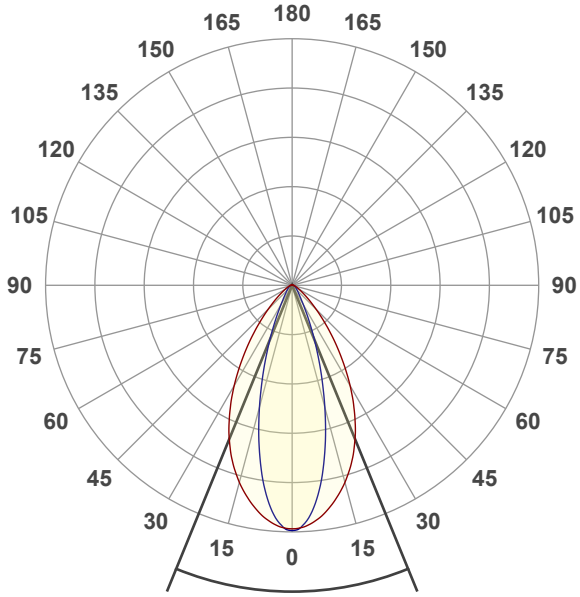

Beam angle 50%: 44,5°
Field angle 10%: 77,6°
Cut off angle 2.5%: 112,5°

Spectra

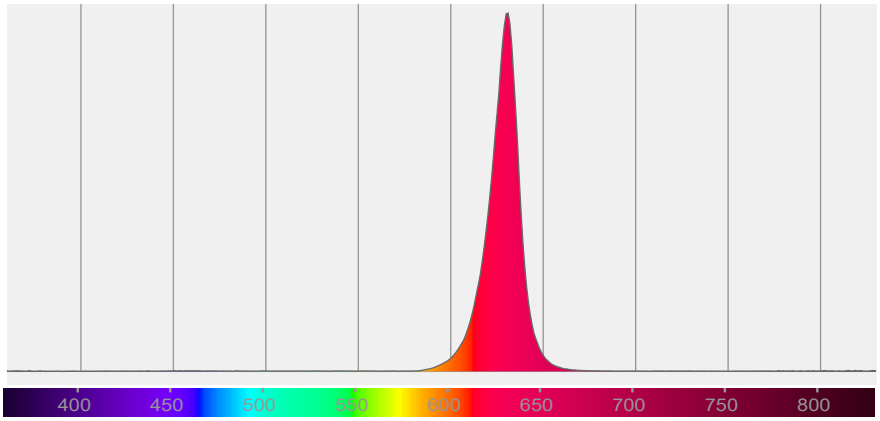

BEAM DETAILS

Beam angle 50%	Field angle 10%	Cut off angle 2,5%	Intensity ratio in 120° cone	Intensity ratio in 90° cone
44,5°	77,6°	112,5°	94,8%	86,4%

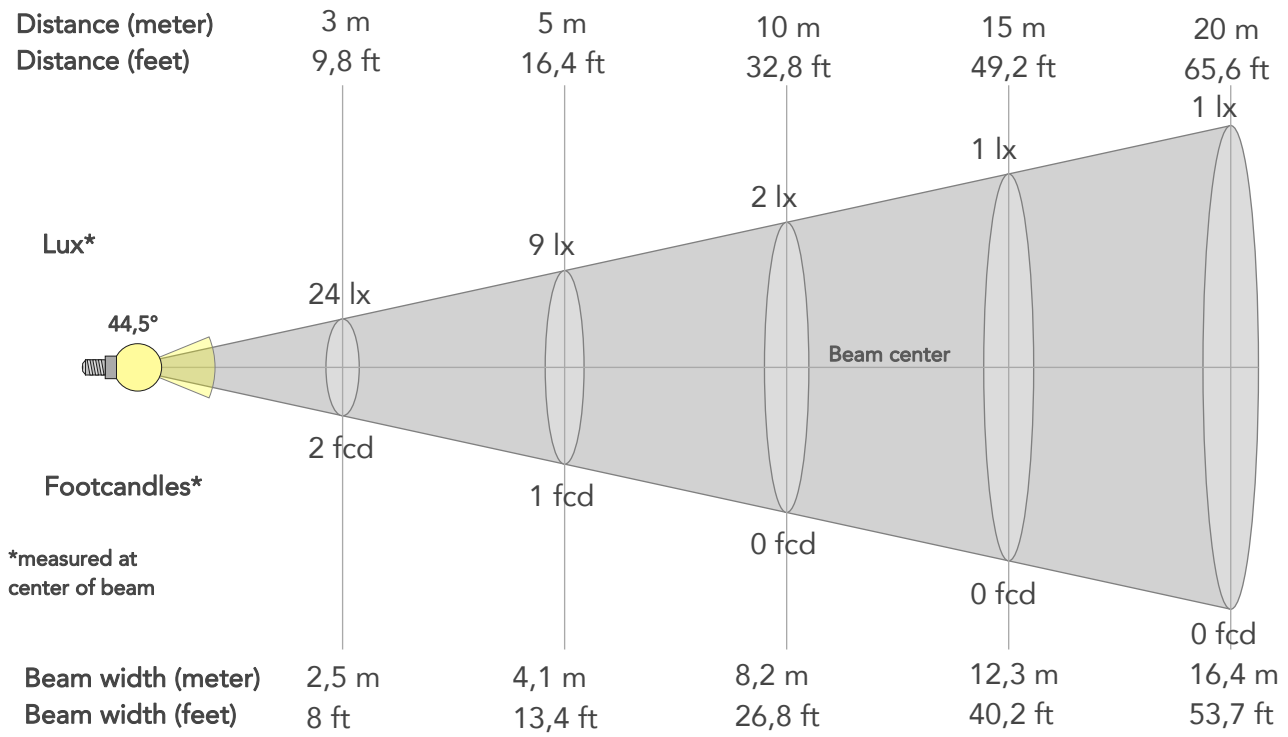

BEAM INTENSITIES AND WIDTHS

Distance	1m	2m	3m	4m	5m	7,5m	10m	15m	20m	25m	30m	40m	50m
Distance	3,3ft	6,6ft	9,8ft	13,1ft	16,4ft	24,6ft	32,8ft	49,2ft	65,6ft	82ft	98,4ft	131,2ft	164ft
Lux	213lx	53lx	24lx	13lx	9lx	4lx	2lx	1lx	1lx	0lx	0lx	0lx	0lx
Footcand.	20fcd	5fcd	2fcd	1fcd	1fcd	0fcd	0fcd	0fcd	0fcd	0fcd	0fcd	0fcd	0fcd
Beam wid.	0,8m	1,6m	2,5m	3,3m	4,1m	6,1m	8,2m	12,3m	16,4m	20,4m	24,5m	32,7m	40,9m
Beam wid.	2,7ft	5,4ft	8ft	10,7ft	13,4ft	20,1ft	26,8ft	40,2ft	53,7ft	67,1ft	80,5ft	107,3ft	134,1ft

LINEAR DISTRIBUTION DIAGRAM

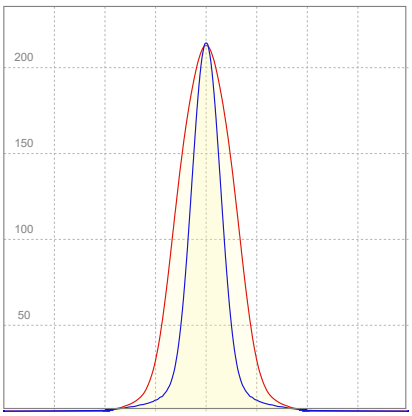

ELECTRICAL SPECIFICATIONS

Input voltage	Input current	Input power	Power FC	Effeciency
228V	0,054A	5,2W	0,42	29lm/W

PROLIGHTS is a trademark of
MUSIC & LIGHTS S.r.l.
musiclights.it

Via A. Olivetti snc
04026 - Minturno (LT) ITALY
Tel: +39 0771 72190

prolights.it
info@prolights.it

ISO DIAGRAMS

ISO CANDELA DIAGRAM

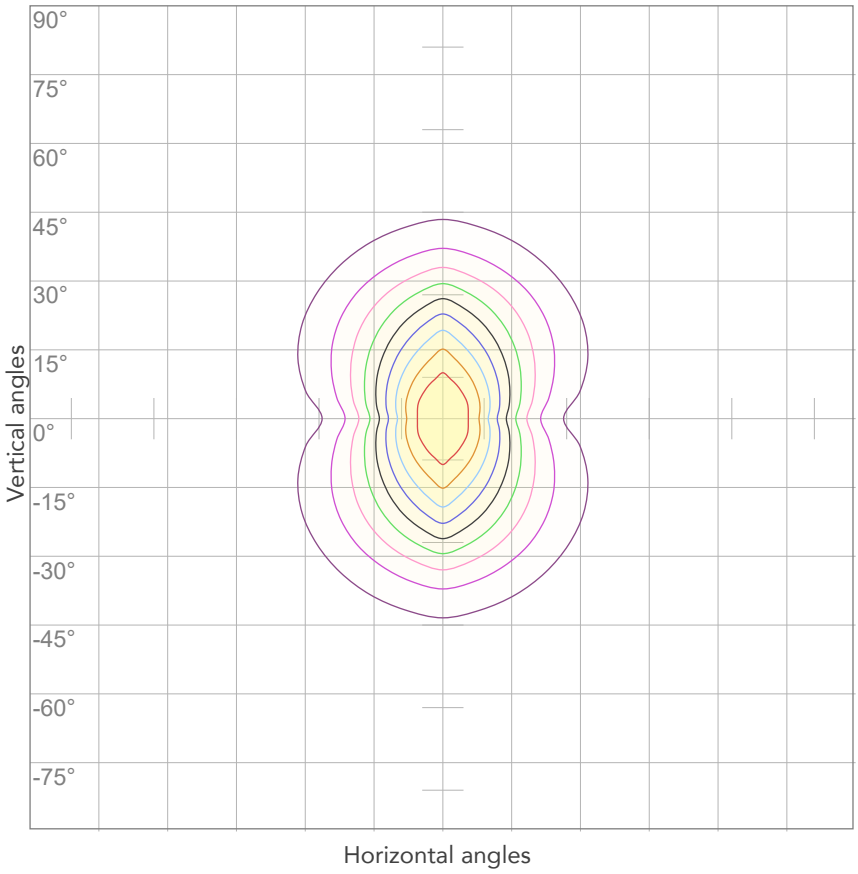

10%	21 cd
20%	43 cd
30%	64 cd
40%	85 cd
50%	107 cd
60%	128 cd
70%	149 cd
80%	171 cd

Conditions:

Number of c-planes: 4

Candela at center: 213 cd

ISO LUX DIAGRAM

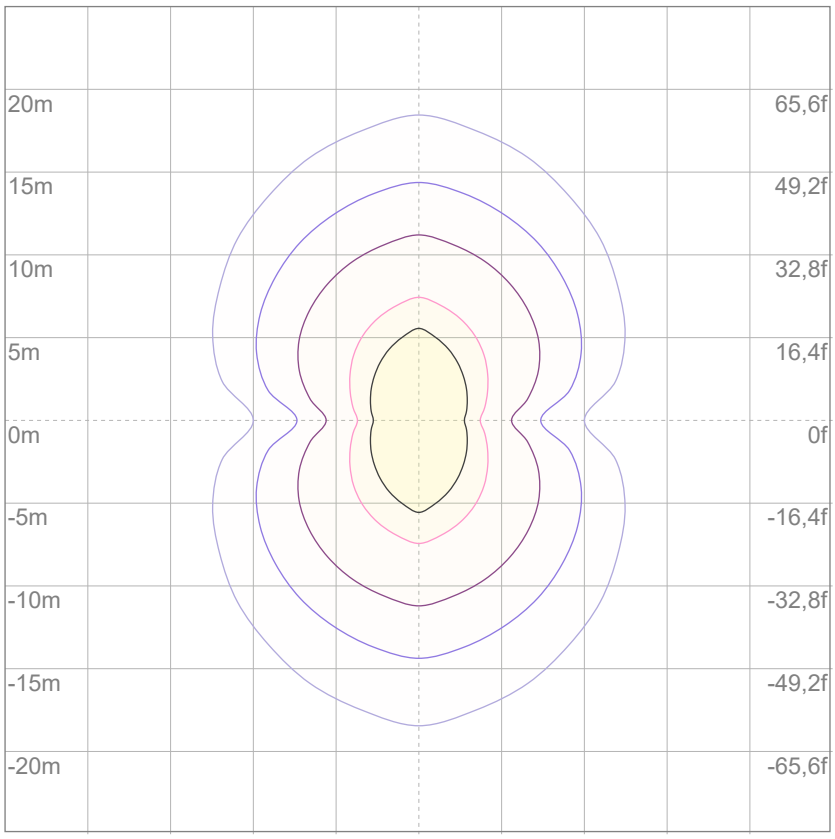

Mounting height: 10 meters (33 feet)

3%	64,0m lx
5%	0,107 lx
10%	0,213 lx
30%	0,640 lx
50%	1,07 lx

Conditions:

Number of c-planes: 4

Lux at center: 2,13 lx

Lux distribution on a surface when lamp is mounted at 10 meters from the surface.

Total lumen output:

359 lm

Peak candela output:

6506 cd

PRODUCT NAME:

ARCSPOTXSFC

MEASURAMENT CONDITIONS:

Beam angle:
10°

Target:
Green

Operator:
Salvatore Giglio

Date and time:
20/05/2024 13:29:24

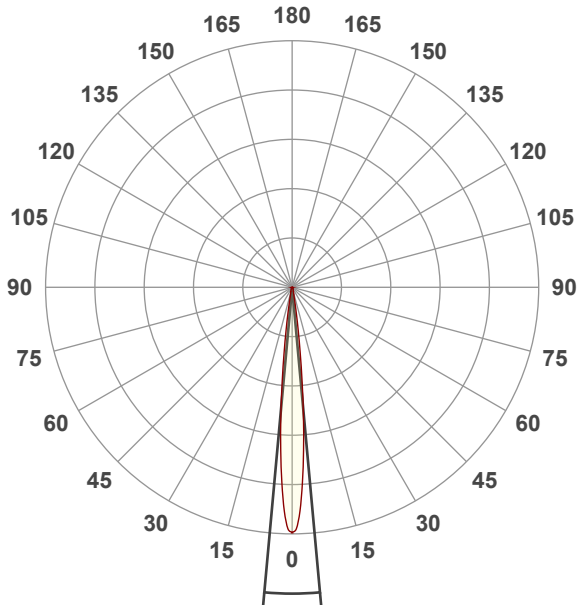

Beam angle 50%: 10,4°
Field angle 10%: 18,8°
Cut off angle 2.5%: 28,1°

Spectra

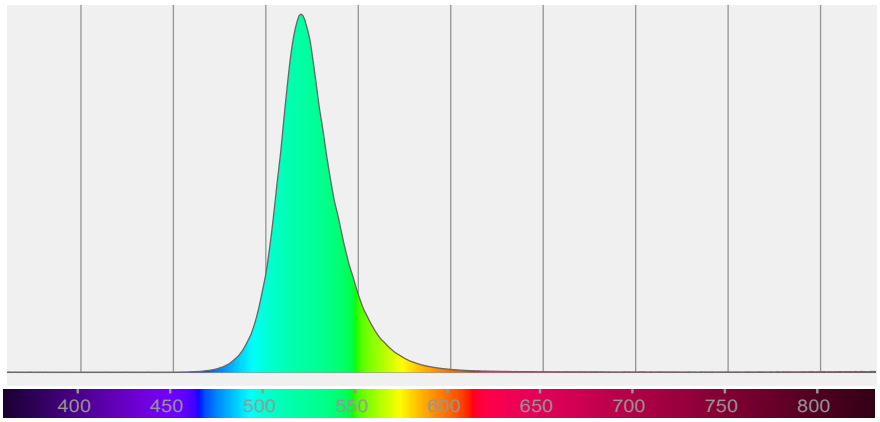

BEAM DETAILS

Beam angle 50%	Field angle 10%	Cut off angle 2,5%	Intensity ratio in 120° cone	Intensity ratio in 90° cone
10,4°	18,8°	28,1°	92,5%	88,8%

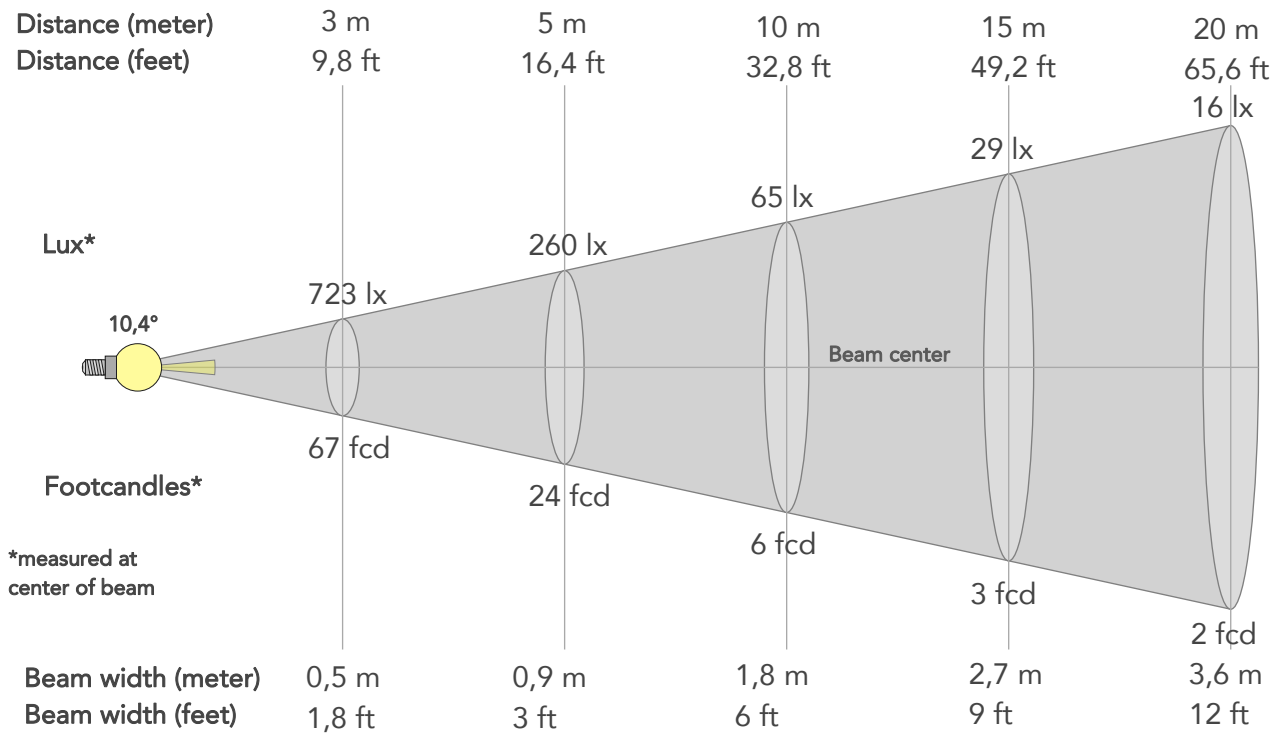

BEAM INTENSITIES AND WIDTHS

Distance	1m	2m	3m	4m	5m	7,5m	10m	15m	20m	25m	30m	40m	50m
Distance	3,3ft	6,6ft	9,8ft	13,1ft	16,4ft	24,6ft	32,8ft	49,2ft	65,6ft	82ft	98,4ft	131,2ft	164ft
Lux	6506lx	1627lx	723lx	407lx	260lx	116lx	65lx	29lx	16lx	10lx	7lx	4lx	3lx
Footcand.	604fcd	151fcd	67fcd	38fcd	24fcd	11fcd	6fcd	3fcd	2fcd	1fcd	1fcd	0fcd	0fcd
Beam wid.	0,2m	0,4m	0,5m	0,7m	0,9m	1,4m	1,8m	2,7m	3,6m	4,6m	5,5m	7,3m	9,1m
Beam wid.	0,6ft	1,2ft	1,8ft	2,4ft	3ft	4,5ft	6ft	9ft	12ft	15ft	18ft	23,9ft	29,9ft

LINEAR DISTRIBUTION DIAGRAM

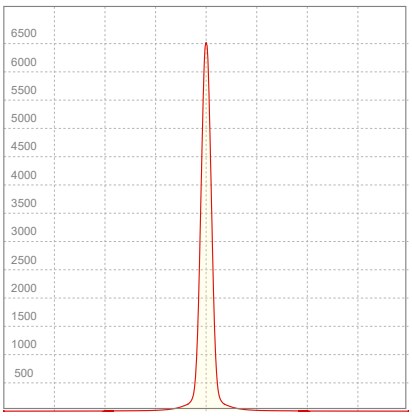

ELECTRICAL SPECIFICATIONS

Input voltage	Input current	Input power	Power FC	Effeciency
228V	0,064A	6,6W	0,46	54lm/W

PROLIGHTS is a trademark of
MUSIC & LIGHTS S.r.l.
musiclights.it

Via A. Olivetti snc
04026 - Minturno (LT) ITALY
Tel: +39 0771 72190

prolights.it
info@prolights.it

ISO DIAGRAMS

ISO CANDELA DIAGRAM

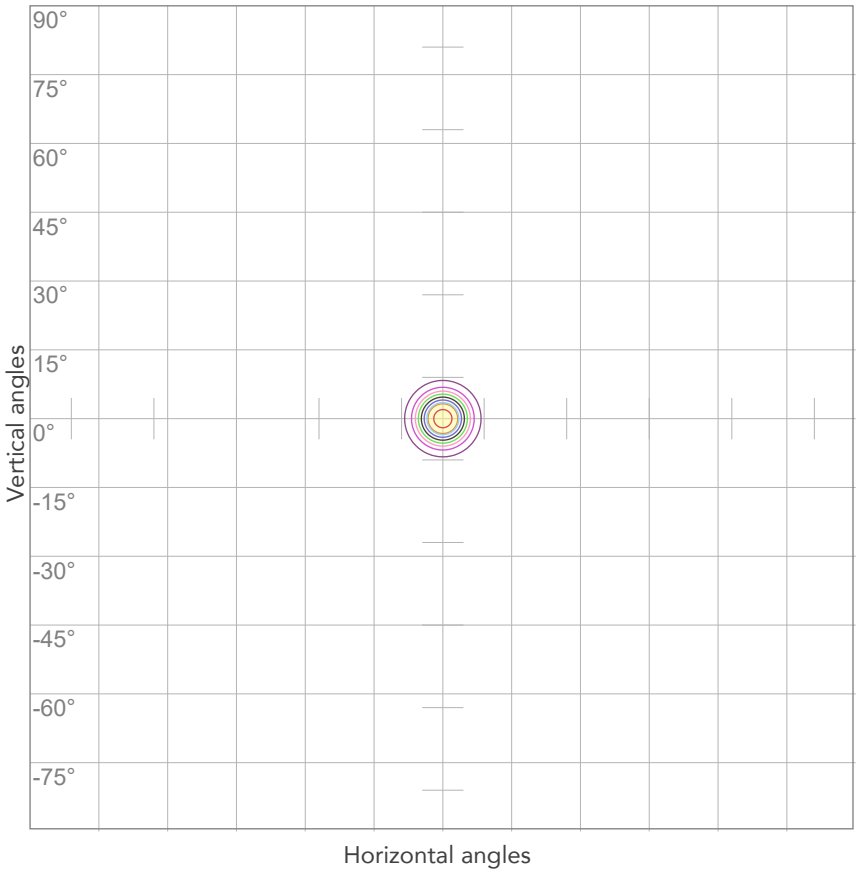

10%	651 cd
20%	1301 cd
30%	1952 cd
40%	2602 cd
50%	3253 cd
60%	3904 cd
70%	4554 cd
80%	5205 cd

Conditions:

Number of c-planes: 2

Candela at center: 6506 cd

ISO LUX DIAGRAM

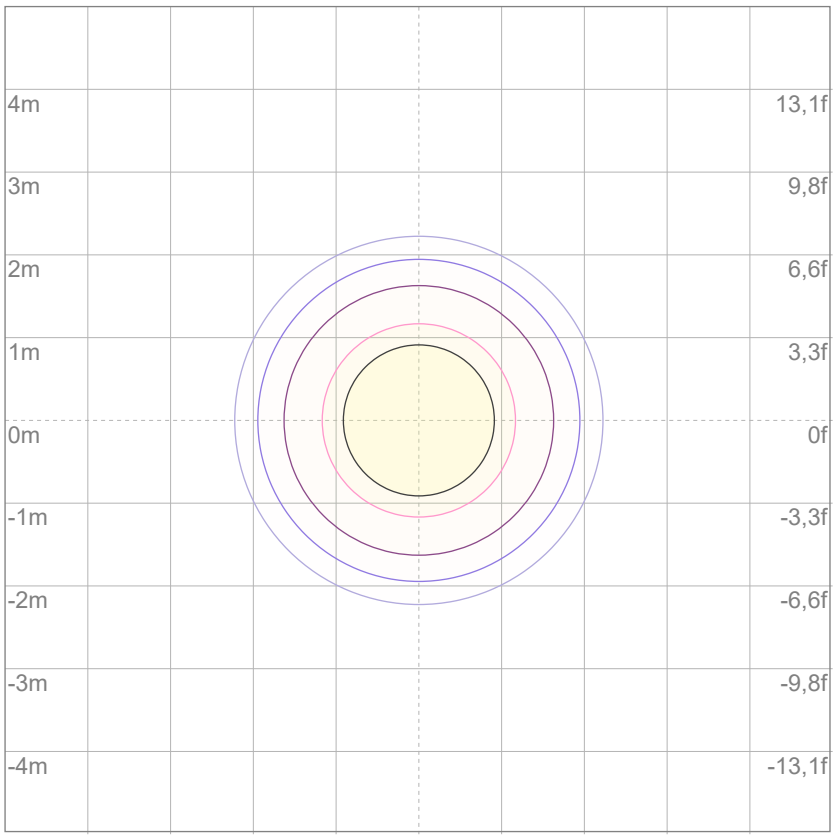

Mounting height: 10 meters (33 feet)

3%	1,95 lx
5%	3,25 lx
10%	6,51 lx
30%	19,5 lx
50%	32,5 lx

Conditions:

Number of c-planes: 2

Lux at center: 65,1 lx

Lux distribution on a surface when lamp is mounted at 10 meters from the surface.

Total lumen output:

327 lm

Peak candela output:

1278 cd

PRODUCT NAME:

ARCSPOTXSFC

MEASURAMENT CONDITIONS:

Beam angle:
10° + 20° Filter

Target:
Green

Operator:
Salvatore Giglio

Date and time:
21/05/2024 12:41:46

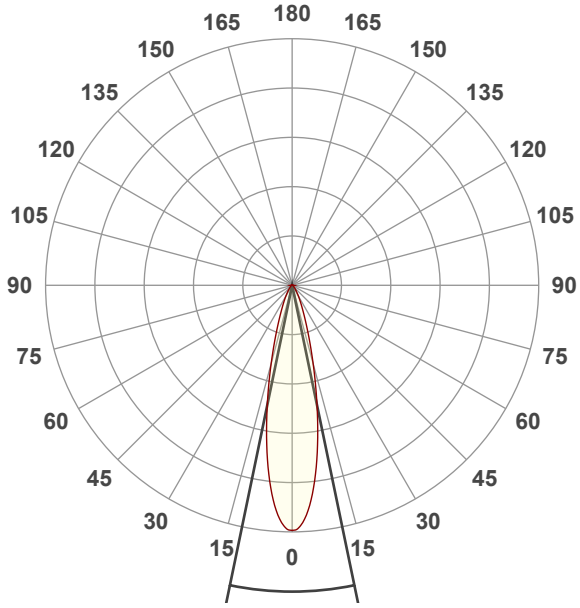

Beam angle 50%: 23,4°
Field angle 10%: 48°
Cut off angle 2.5%: 73,9°

Spectra

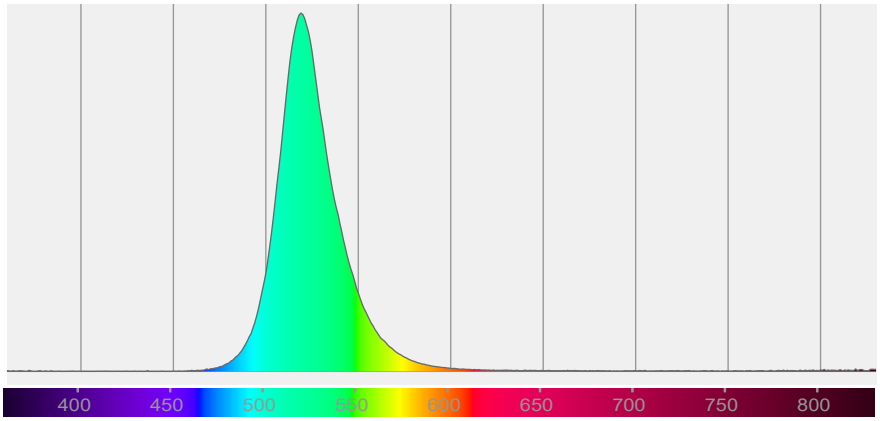

BEAM DETAILS

Beam angle 50%	Field angle 10%	Cut off angle 2,5%	Intensity ratio in 120° cone	Intensity ratio in 90° cone
23,4°	48°	73,9°	96,1%	91,9%

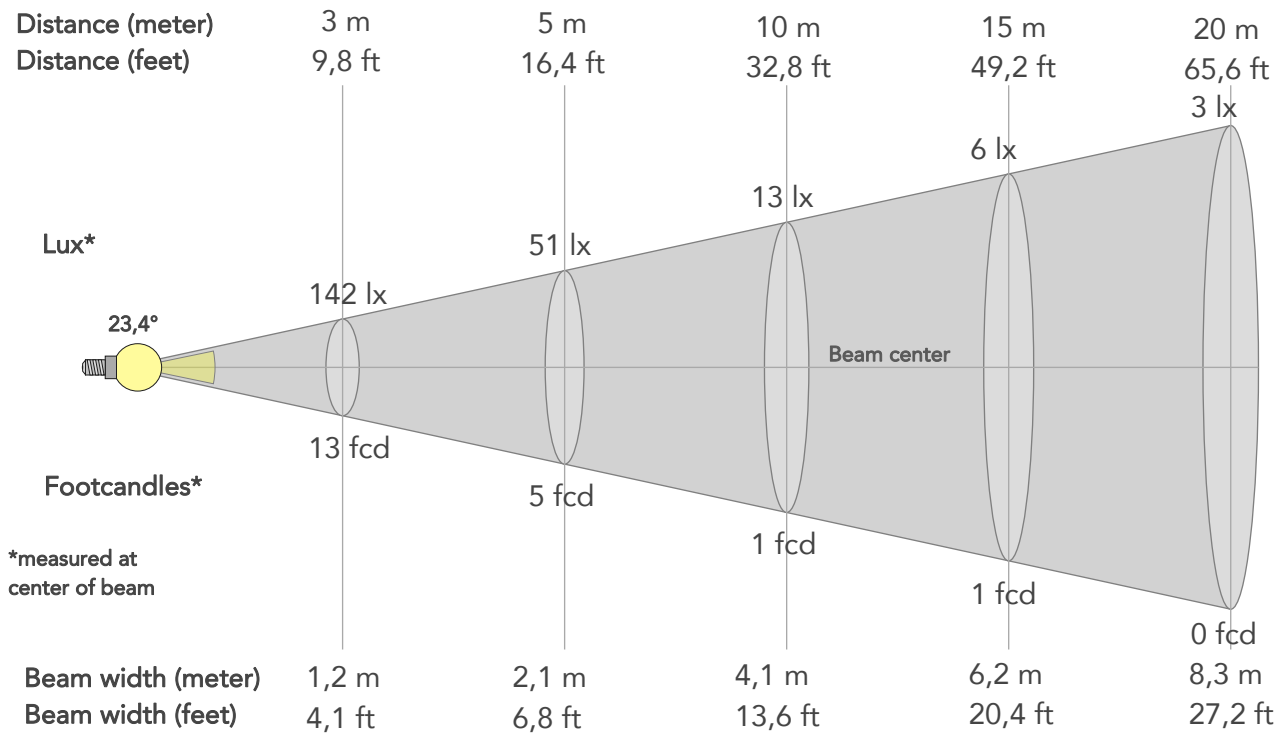

BEAM INTENSITIES AND WIDTHS

Distance	1m	2m	3m	4m	5m	7,5m	10m	15m	20m	25m	30m	40m	50m
Distance	3,3ft	6,6ft	9,8ft	13,1ft	16,4ft	24,6ft	32,8ft	49,2ft	65,6ft	82ft	98,4ft	131,2ft	164ft
Lux	1278lx	320lx	142lx	80lx	51lx	23lx	13lx	6lx	3lx	2lx	1lx	1lx	1lx
Footcand.	119fcd	30fcd	13fcd	7fcd	5fcd	2fcd	1fcd	1fcd	0fcd	0fcd	0fcd	0fcd	0fcd
Beam wid.	0,4m	0,8m	1,2m	1,7m	2,1m	3,1m	4,1m	6,2m	8,3m	10,4m	12,4m	16,6m	20,7m
Beam wid.	1,4ft	2,7ft	4,1ft	5,4ft	6,8ft	10,2ft	13,6ft	20,4ft	27,2ft	34ft	40,8ft	54,4ft	68ft

LINEAR DISTRIBUTION DIAGRAM

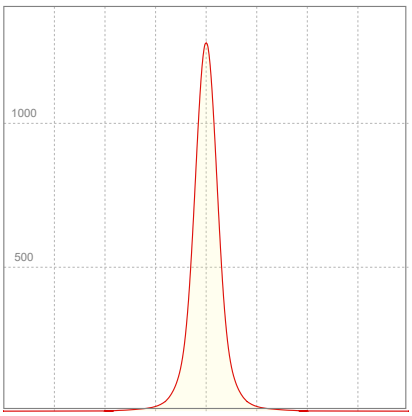

ELECTRICAL SPECIFICATIONS

Input voltage	Input current	Input power	Power FC	Effeciency
228V	0,063A	6,6W	0,46	50lm/W

PROLIGHTS is a trademark of
MUSIC & LIGHTS S.r.l.
musiclights.it

Via A. Olivetti snc
04026 - Minturno (LT) ITALY
Tel: +39 0771 72190

prolights.it
info@prolights.it

ISO DIAGRAMS

ISO CANDELA DIAGRAM

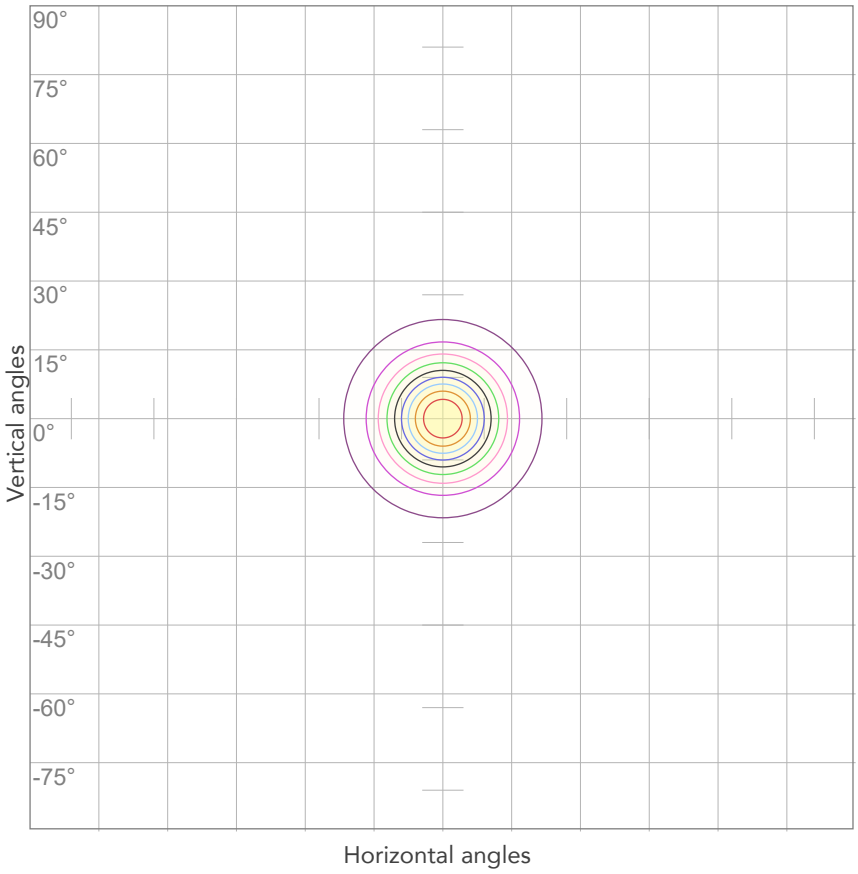

10%	128 cd
20%	256 cd
30%	384 cd
40%	511 cd
50%	639 cd
60%	767 cd
70%	895 cd
80%	1023 cd

Conditions:

Number of c-planes: 2

Candela at center: 1278 cd

ISO LUX DIAGRAM

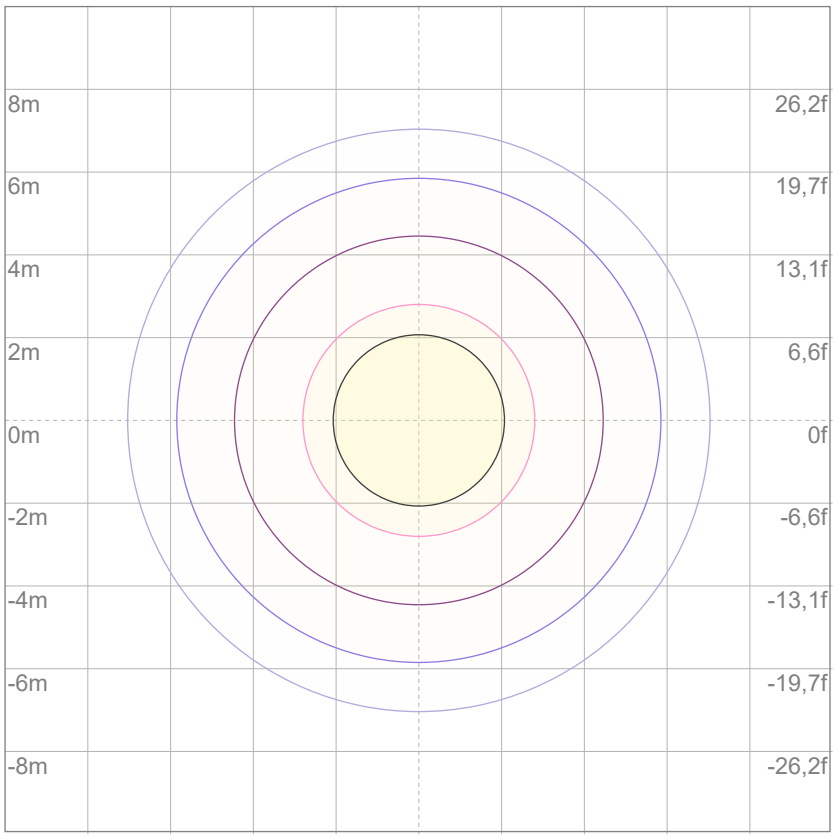

Mounting height: 10 meters (33 feet)

3%	0,384 lx
5%	0,639 lx
10%	1,28 lx
30%	3,84 lx
50%	6,39 lx

Conditions:

Number of c-planes: 2

Lux at center: 12,8 lx

Lux distribution on a surface when lamp is mounted at 10 meters from the surface.

Total lumen output:

316 lm

Peak candela output:

414 cd

PRODUCT NAME:

ARCSPOTXSFC

MEASURAMENT CONDITIONS:

Beam angle:
10° + 40° Filter

Target:
Green

Operator:
Salvatore Giglio

Date and time:
21/05/2024 14:46:10

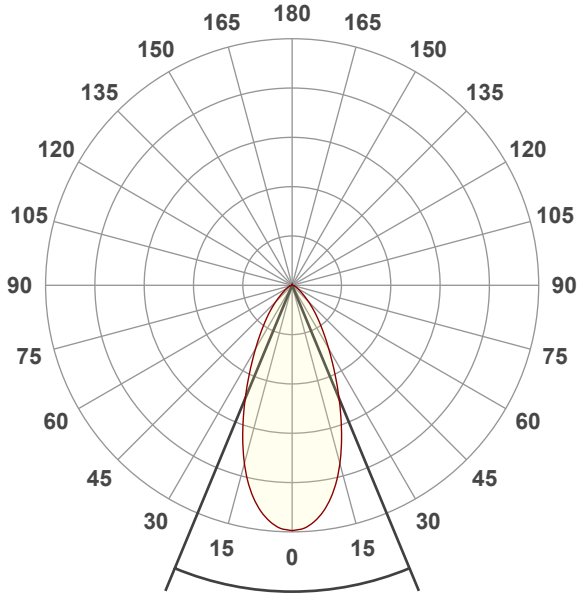

Beam angle 50%: 45,1°
Field angle 10%: 88,7°
Cut off angle 2.5%: 121,5°

Spectra

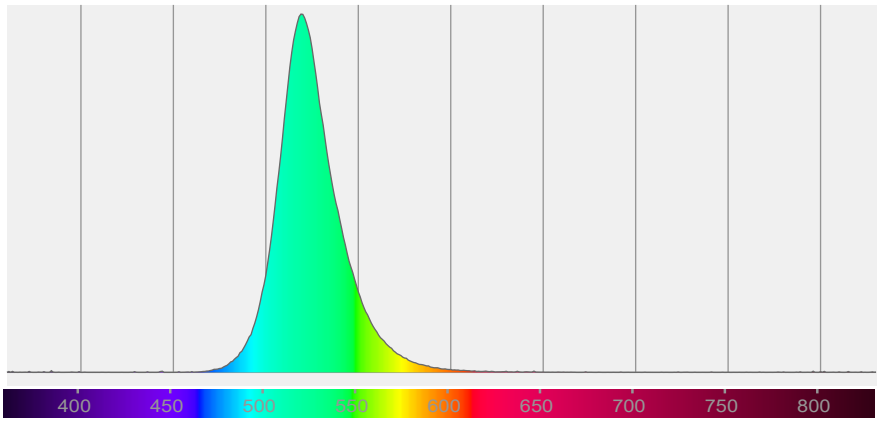

BEAM DETAILS

Beam angle 50%	Field angle 10%	Cut off angle 2,5%	Intensity ratio in 120° cone	Intensity ratio in 90° cone
45,1°	88,7°	121,5°	96,0%	87,4%

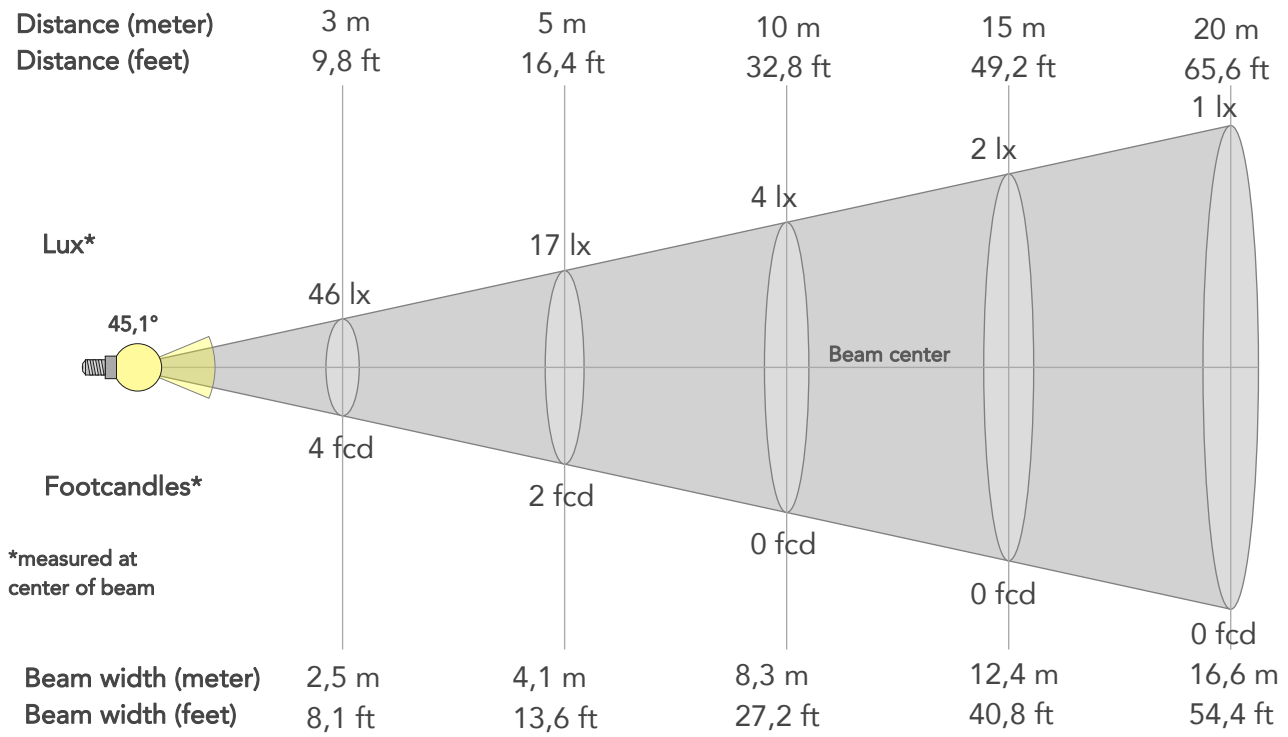

BEAM INTENSITIES AND WIDTHS

Distance	1m	2m	3m	4m	5m	7,5m	10m	15m	20m	25m	30m	40m	50m
Distance	3,3ft	6,6ft	9,8ft	13,1ft	16,4ft	24,6ft	32,8ft	49,2ft	65,6ft	82ft	98,4ft	131,2ft	164ft
Lux	414lx	104lx	46lx	26lx	17lx	7lx	4lx	2lx	1lx	1lx	0lx	0lx	0lx
Footcand.	38fcd	10fcd	4fcd	2fcd	2fcd	1fcd	0fcd	0fcd	0fcd	0fcd	0fcd	0fcd	0fcd
Beam wid.	0,8m	1,7m	2,5m	3,3m	4,1m	6,2m	8,3m	12,4m	16,6m	20,7m	24,9m	33,2m	41,5m
Beam wid.	2,7ft	5,5ft	8,1ft	10,9ft	13,6ft	20,4ft	27,2ft	40,8ft	54,4ft	68ft	81,6ft	108,8ft	136ft

LINEAR DISTRIBUTION DIAGRAM

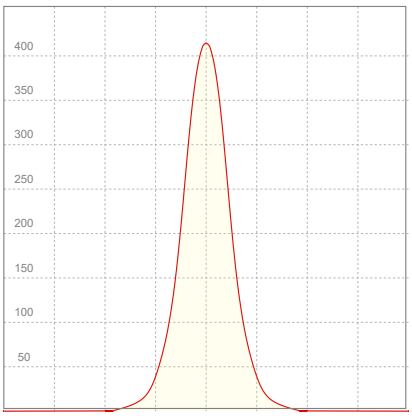

ELECTRICAL SPECIFICATIONS

Input voltage	Input current	Input power	Power FC	Effeciency
227V	0,063A	6,5W	0,46	49lm/W

ISO DIAGRAMS

ISO CANDELA DIAGRAM

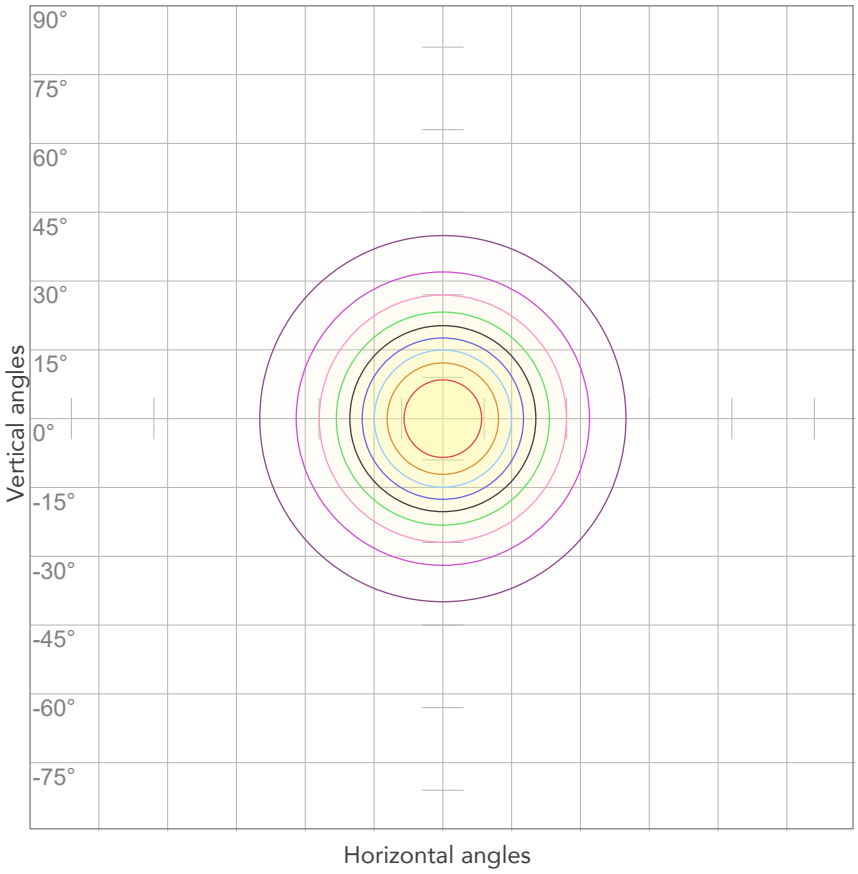

10%	41 cd
20%	83 cd
30%	124 cd
40%	166 cd
50%	207 cd
60%	249 cd
70%	290 cd
80%	331 cd

Conditions:

Number of c-planes: 2

Candela at center: 414 cd

ISO LUX DIAGRAM

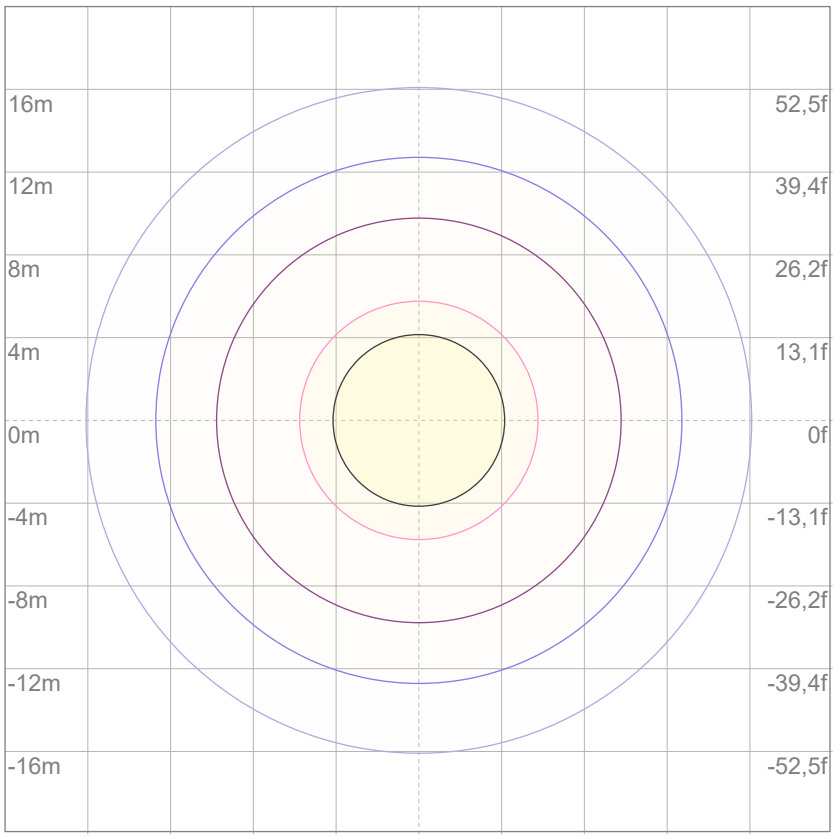

Mounting height: 10 meters (33 feet)

3%	0,124 lx
5%	0,207 lx
10%	0,414 lx
30%	1,24 lx
50%	2,07 lx

Conditions:

Number of c-planes: 2

Lux at center: 4,14 lx

Lux distribution on a surface when lamp is mounted at 10 meters from the surface.

Total lumen output:

306 lm

Peak candela output:

304 cd

PRODUCT NAME:

ARCSPOTXSFC

MEASURAMENT CONDITIONS:

Beam angle:
10° + 60° Filter

Target:
Green

Operator:
Salvatore Giglio

Date and time:
21/05/2024 15:20:15

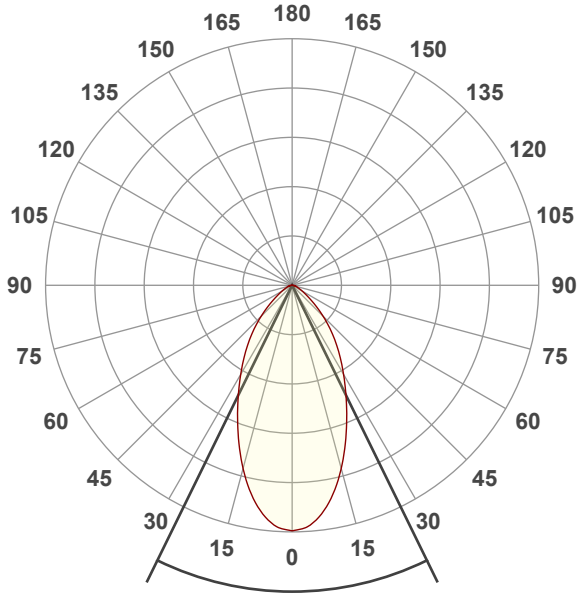

Beam angle 50%: 52,2°
Field angle 10%: 103,6°
Cut off angle 2.5%: 136,1°

Spectra

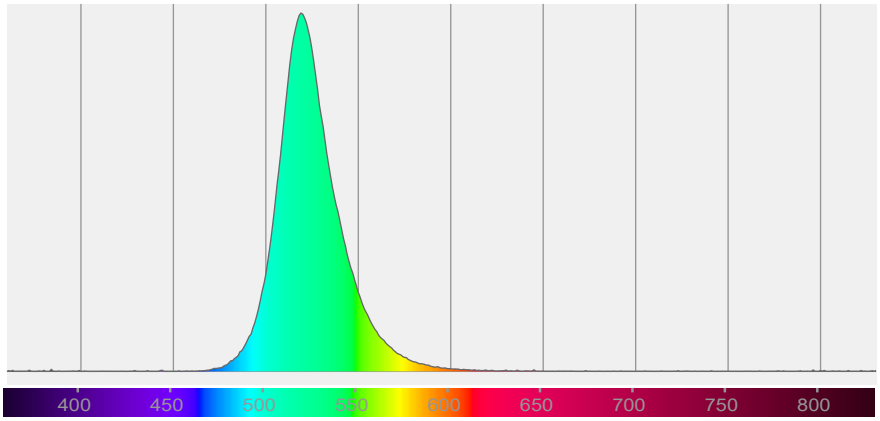

BEAM DETAILS

Beam angle 50%	Field angle 10%	Cut off angle 2,5%	Intensity ratio in 120° cone	Intensity ratio in 90° cone
52,2°	103,6°	136,1°	95,2%	82,5%

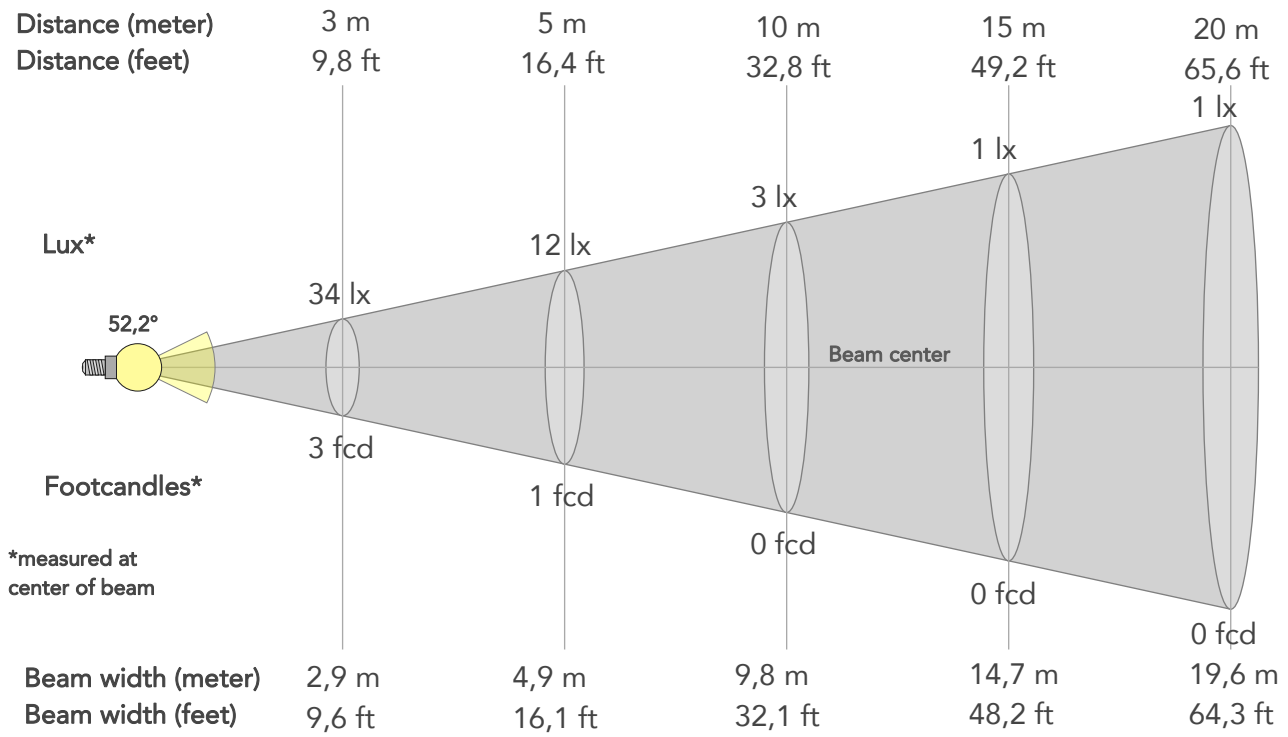

BEAM INTENSITIES AND WIDTHS

Distance	1m	2m	3m	4m	5m	7,5m	10m	15m	20m	25m	30m	40m	50m
Distance	3,3ft	6,6ft	9,8ft	13,1ft	16,4ft	24,6ft	32,8ft	49,2ft	65,6ft	82ft	98,4ft	131,2ft	164ft
Lux	304lx	76lx	34lx	19lx	12lx	5lx	3lx	1lx	1lx	0lx	0lx	0lx	0lx
Footcand.	28fcd	7fcd	3fcd	2fcd	1fcd	1fcd	0fcd	0fcd	0fcd	0fcd	0fcd	0fcd	0fcd
Beam wid.	1m	2m	2,9m	3,9m	4,9m	7,3m	9,8m	14,7m	19,6m	24,5m	29,4m	39,2m	49m
Beam wid.	3,2ft	6,5ft	9,6ft	12,8ft	16,1ft	24,1ft	32,1ft	48,2ft	64,3ft	80,3ft	96,4ft	128,5ft	160,7ft

LINEAR DISTRIBUTION DIAGRAM

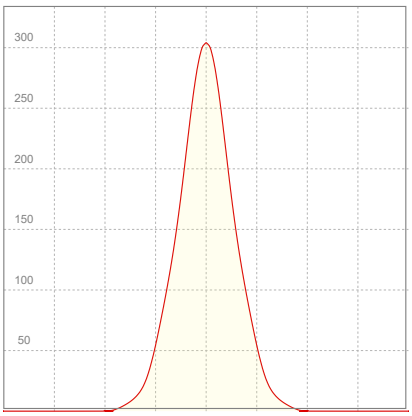

ELECTRICAL SPECIFICATIONS

Input voltage	Input current	Input power	Power FC	Effeciency
227V	0,063A	6,5W	0,46	47lm/W

PROLIGHTS is a trademark of
MUSIC & LIGHTS S.r.l.
musiclights.it

Via A. Olivetti snc
04026 - Minturno (LT) ITALY
Tel: +39 0771 72190

prolights.it
info@prolights.it

ISO DIAGRAMS

ISO CANDELA DIAGRAM

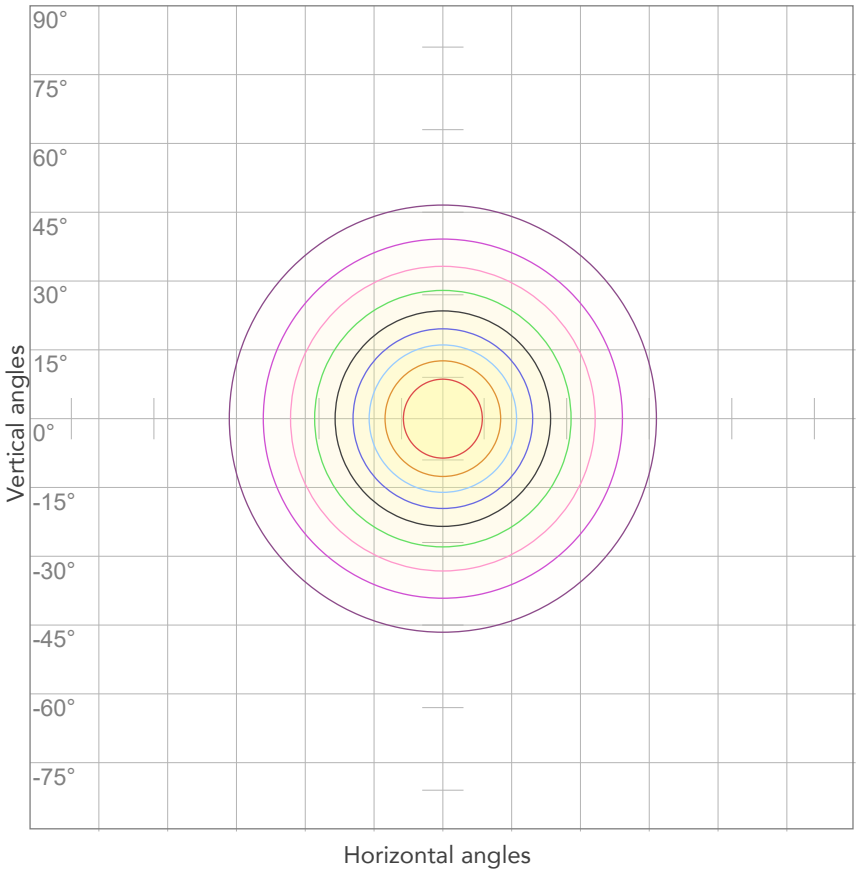

10%	30 cd
20%	61 cd
30%	91 cd
40%	121 cd
50%	152 cd
60%	182 cd
70%	213 cd
80%	243 cd

Conditions:

Number of c-planes: 2

Candela at center: 304 cd

ISO LUX DIAGRAM

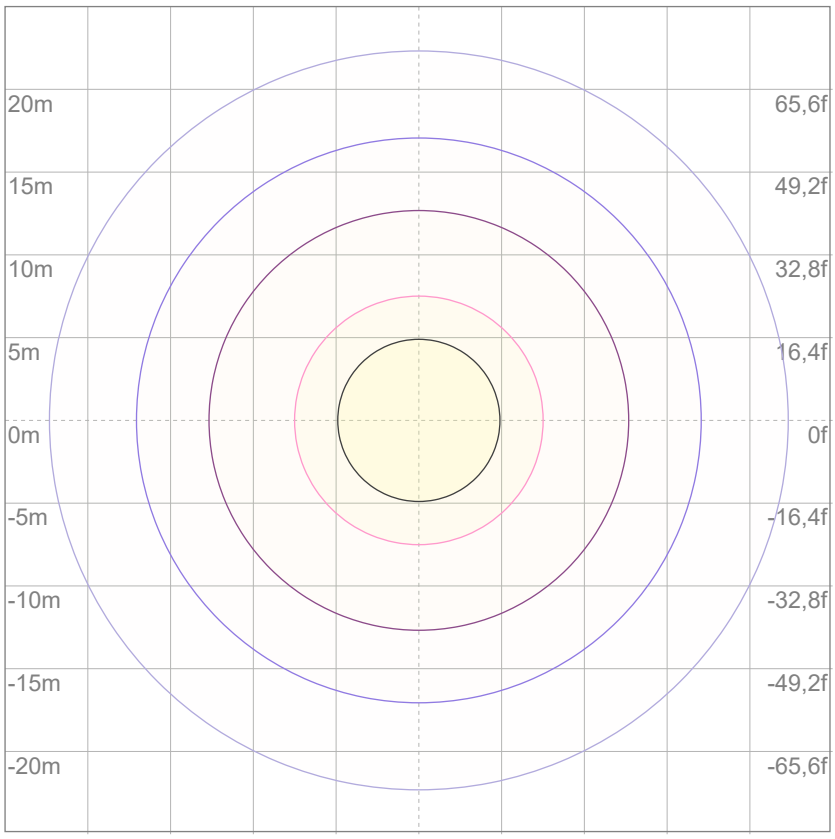

Mounting height: 10 meters (33 feet)

3%	91,1m lx
5%	0,152 lx
10%	0,304 lx
30%	0,911 lx
50%	1,52 lx

Conditions:

Number of c-planes: 2

Lux at center: 3,04 lx

Lux distribution on a surface when lamp is mounted at 10 meters from the surface.

Total lumen output:

452 lm

Peak candela output:

998 cd

PRODUCT NAME:

ARCSPOTXSFC

MEASURAMENT CONDITIONS:

Beam angle:
10° + 10° x 60° Filter

Target:
Green

Operator:
Salvatore Giglio

Date and time:
21/05/2024 16:46:13

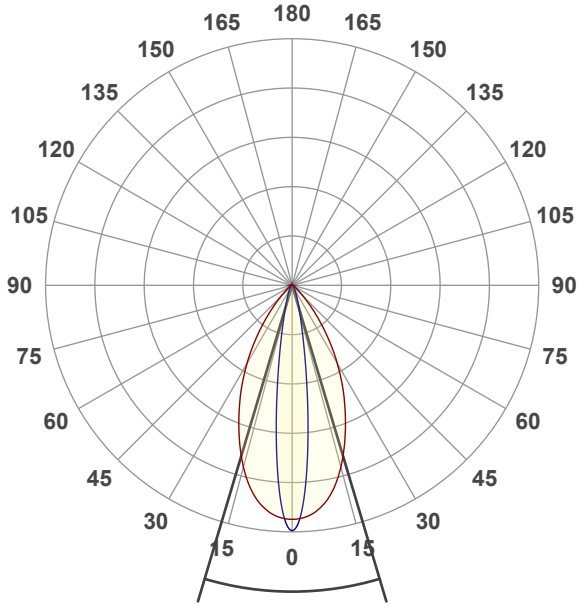

Beam angle 50%: 33,2°
Field angle 10%: 59,2°
Cut off angle 2.5%: 82,8°

Spectra

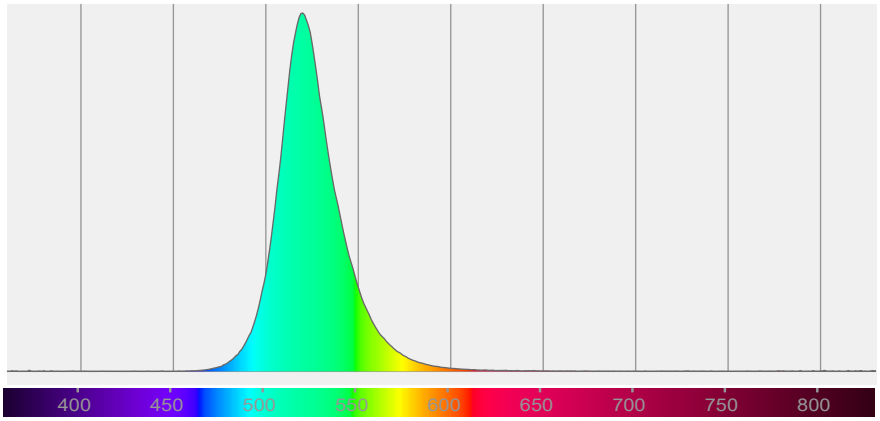

BEAM DETAILS

Beam angle 50%	Field angle 10%	Cut off angle 2,5%	Intensity ratio in 120° cone	Intensity ratio in 90° cone
33,2°	59,2°	82,8°	97,9%	92,9%

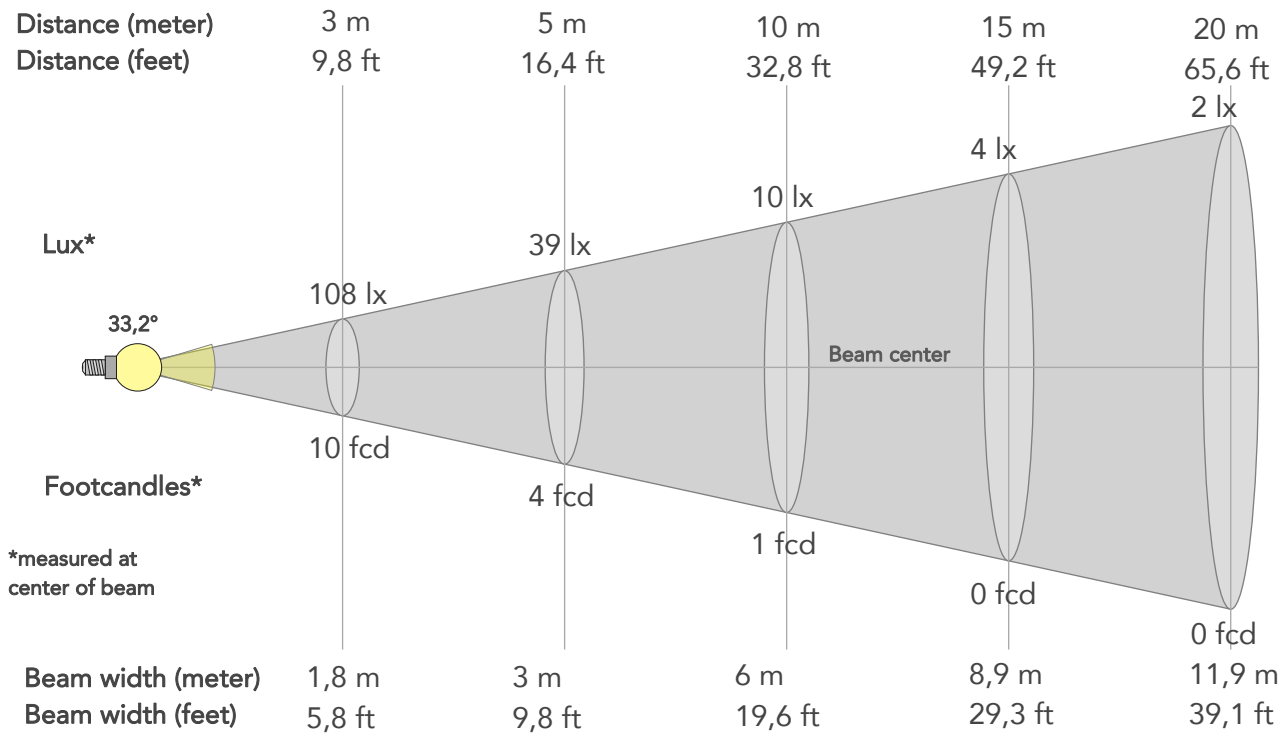

BEAM INTENSITIES AND WIDTHS

Distance	1m	2m	3m	4m	5m	7,5m	10m	15m	20m	25m	30m	40m	50m
Distance	3,3ft	6,6ft	9,8ft	13,1ft	16,4ft	24,6ft	32,8ft	49,2ft	65,6ft	82ft	98,4ft	131,2ft	164ft
Lux	975lx	244lx	108lx	61lx	39lx	17lx	10lx	4lx	2lx	2lx	1lx	1lx	0lx
Footcand.	91fcd	23fcd	10fcd	6fcd	4fcd	2fcd	1fcd	0fcd	0fcd	0fcd	0fcd	0fcd	0fcd
Beam wid.	0,6m	1,2m	1,8m	2,4m	3m	4,5m	6m	8,9m	11,9m	14,9m	17,9m	23,8m	29,8m
Beam wid.	2ft	3,9ft	5,8ft	7,8ft	9,8ft	14,7ft	19,6ft	29,3ft	39,1ft	48,9ft	58,7ft	78,2ft	97,8ft

LINEAR DISTRIBUTION DIAGRAM

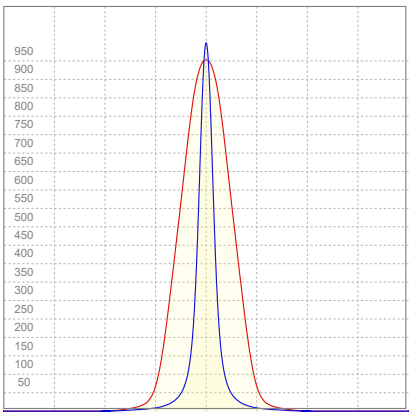

ELECTRICAL SPECIFICATIONS

Input voltage	Input current	Input power	Power FC	Effeciency
228V	0,065A	6,4W	0,43	70lm/W

ISO DIAGRAMS

ISO CANDELA DIAGRAM

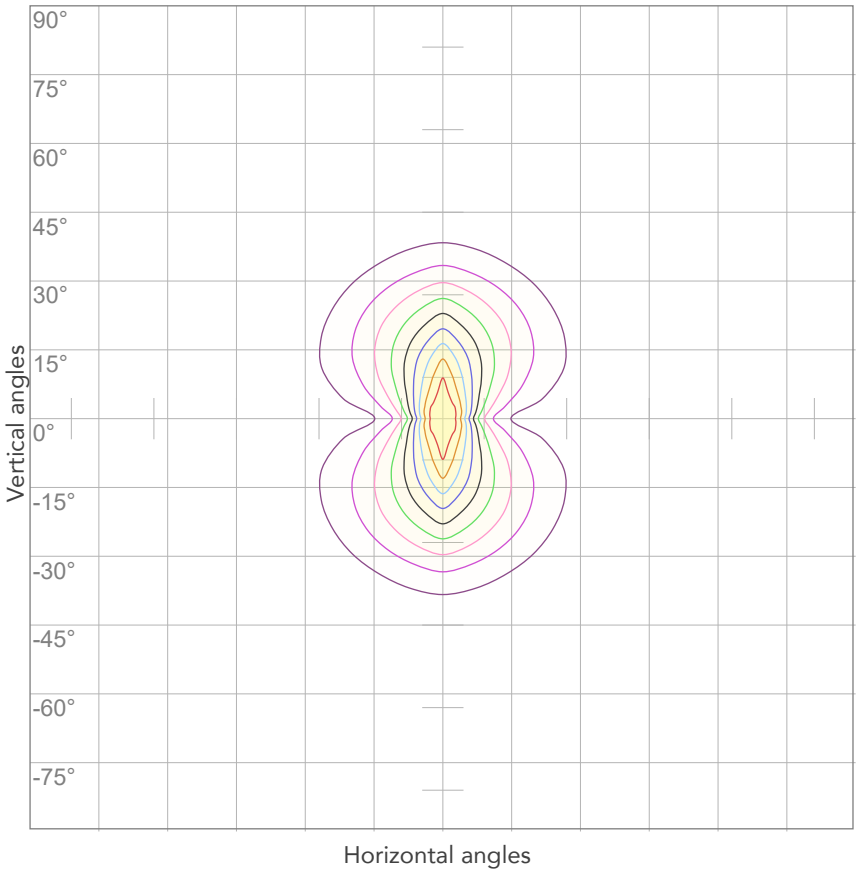

10%	98 cd
20%	195 cd
30%	293 cd
40%	390 cd
50%	488 cd
60%	585 cd
70%	683 cd
80%	780 cd

Conditions:

Number of c-planes: 4

Candela at center: 975 cd

ISO LUX DIAGRAM

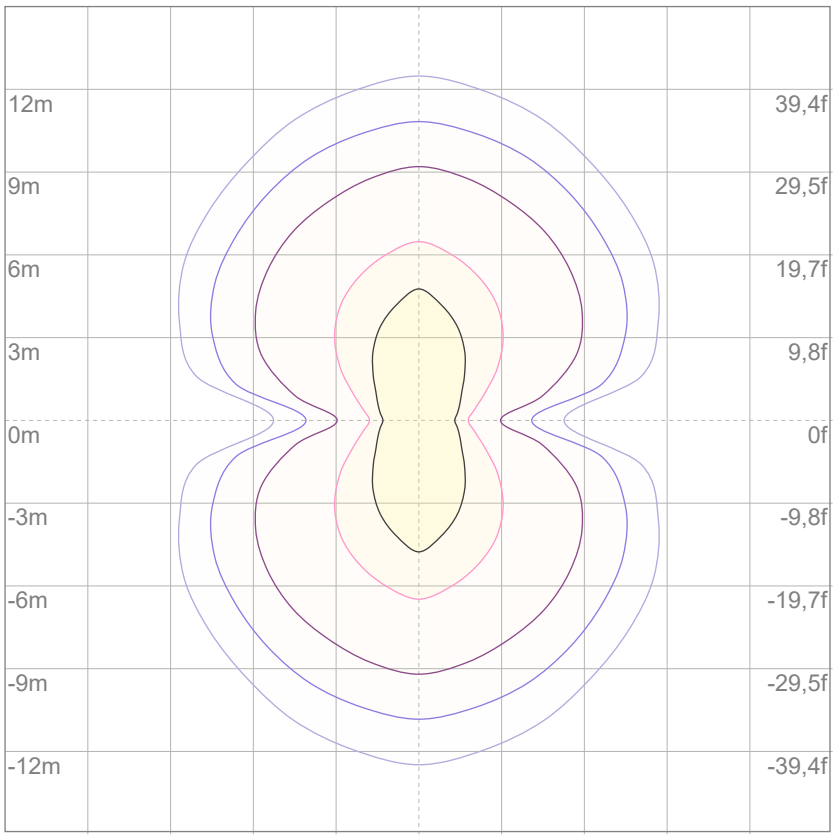

Mounting height: 10 meters (33 feet)

3%	0,293 lx
5%	0,488 lx
10%	0,975 lx
30%	2,93 lx
50%	4,88 lx

Conditions:

Number of c-planes: 4

Lux at center: 9,75 lx

Lux distribution on a surface when lamp is mounted at 10 meters from the surface.

Total lumen output:

364 lm

Peak candela output:

521 cd

PRODUCT NAME:

ARCSPOTXSFC

MEASURAMENT CONDITIONS:

Beam angle:
10° + 30° x 60° Filter

Target:
Green

Operator:
Salvatore Giglio

Date and time:
23/05/2024 09:22:42

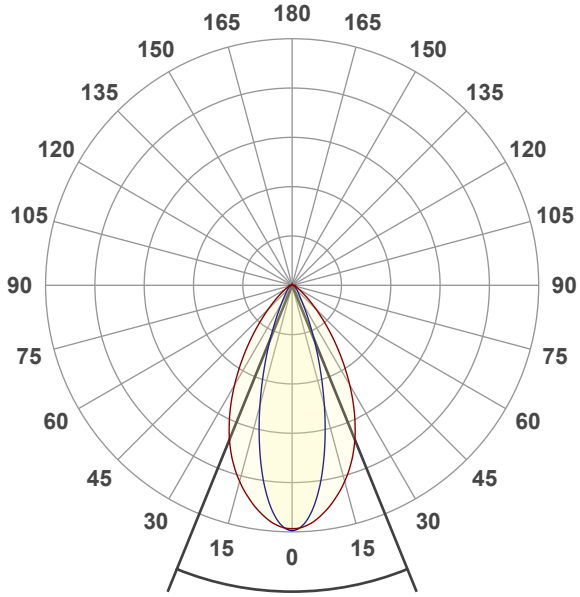

Beam angle 50%: 44,2°
Field angle 10%: 77,2°
Cut off angle 2.5%: 111°

Spectra

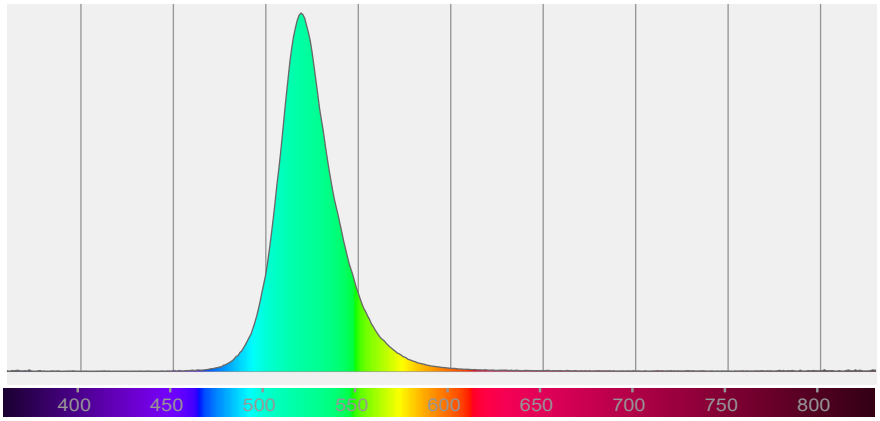

BEAM DETAILS

Beam angle 50%	Field angle 10%	Cut off angle 2,5%	Intensity ratio in 120° cone	Intensity ratio in 90° cone
44,2°	77,2°	111°	95,8%	87,5%

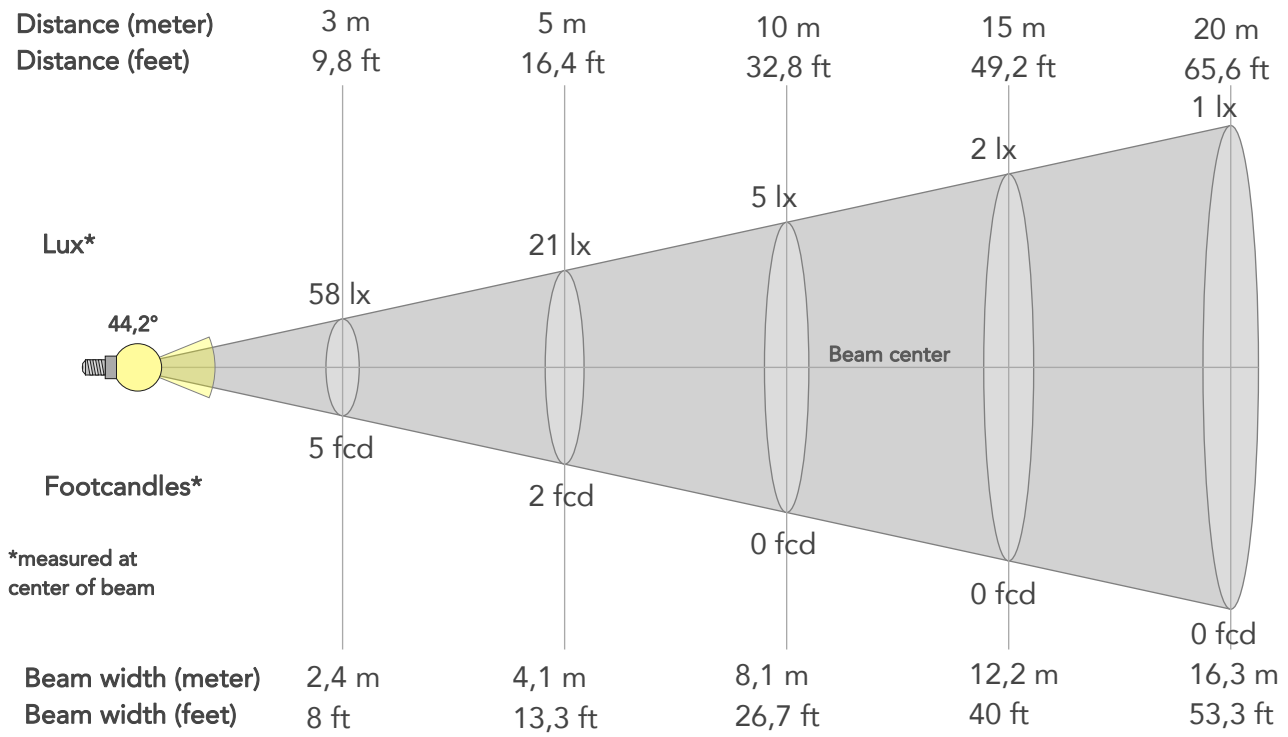

BEAM INTENSITIES AND WIDTHS

Distance	1m	2m	3m	4m	5m	7,5m	10m	15m	20m	25m	30m	40m	50m
Distance	3,3ft	6,6ft	9,8ft	13,1ft	16,4ft	24,6ft	32,8ft	49,2ft	65,6ft	82ft	98,4ft	131,2ft	164ft
Lux	520lx	130lx	58lx	32lx	21lx	9lx	5lx	2lx	1lx	1lx	1lx	0lx	0lx
Footcand.	48fcd	12fcd	5fcd	3fcd	2fcd	1fcd	0fcd	0fcd	0fcd	0fcd	0fcd	0fcd	0fcd
Beam wid.	0,8m	1,6m	2,4m	3,3m	4,1m	6,1m	8,1m	12,2m	16,3m	20,3m	24,4m	32,5m	40,6m
Beam wid.	2,7ft	5,4ft	8ft	10,6ft	13,3ft	20ft	26,7ft	40ft	53,3ft	66,6ft	80ft	106,6ft	133,3ft

LINEAR DISTRIBUTION DIAGRAM

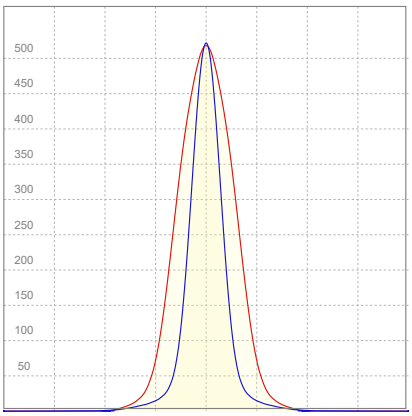

ELECTRICAL SPECIFICATIONS

Input voltage	Input current	Input power	Power FC	Effeciency
229V	0,063A	6,6W	0,46	55lm/W

PROLIGHTS is a trademark of
MUSIC & LIGHTS S.r.l.
musiclights.it

Via A. Olivetti snc
04026 - Minturno (LT) ITALY
Tel: +39 0771 72190

prolights.it
info@prolights.it

ISO DIAGRAMS

ISO CANDELA DIAGRAM

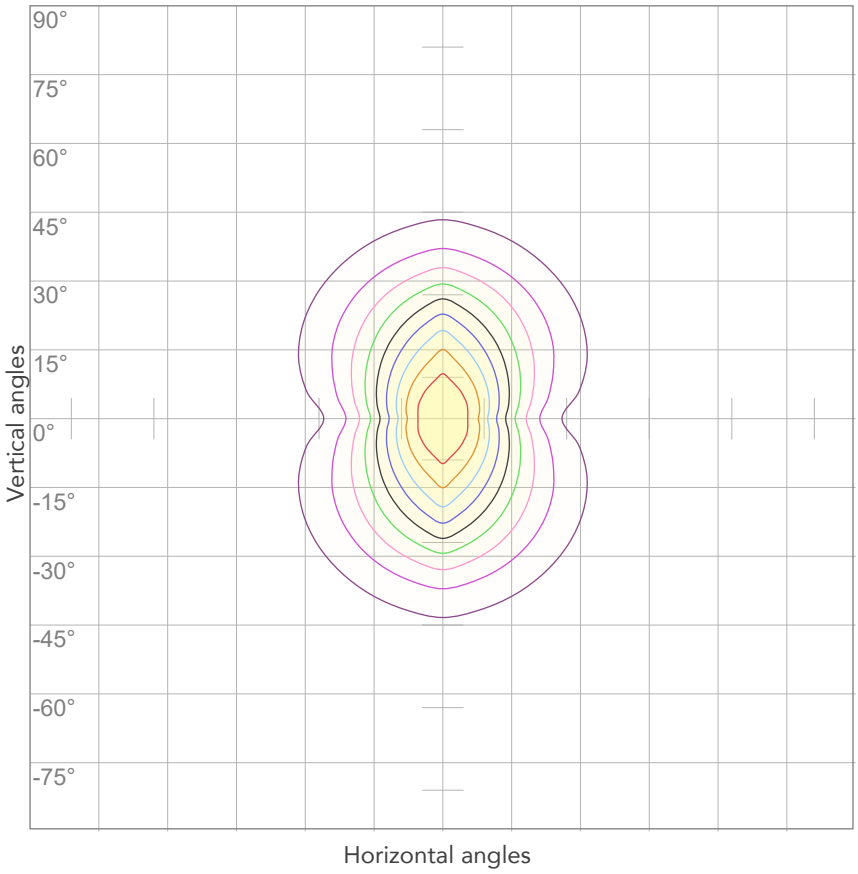

10%	52 cd
20%	104 cd
30%	156 cd
40%	208 cd
50%	260 cd
60%	312 cd
70%	364 cd
80%	416 cd

Conditions:

Number of c-planes: 4

Candela at center: 520 cd

ISO LUX DIAGRAM

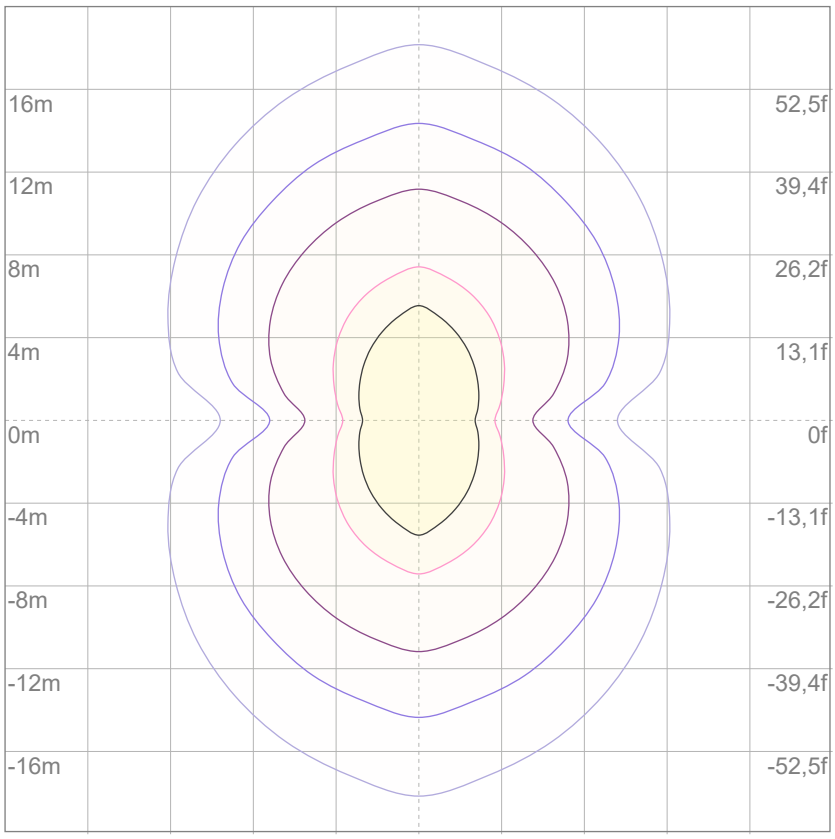

Mounting height: 10 meters (33 feet)

3%	0,156 lx
5%	0,260 lx
10%	0,520 lx
30%	1,56 lx
50%	2,60 lx

Conditions:

Number of c-planes: 4

Lux at center: 5,20 lx

Lux distribution on a surface when lamp is mounted at 10 meters from the surface.

Total lumen output:

160 lm

Peak candela output:

1181 cd

PRODUCT NAME:

ARCSPOTXSFC

MEASURAMENT CONDITIONS:

Beam angle:
10°

Target:
Blue

Operator:
Salvatore Giglio

Date and time:
20/05/2024 13:30:57

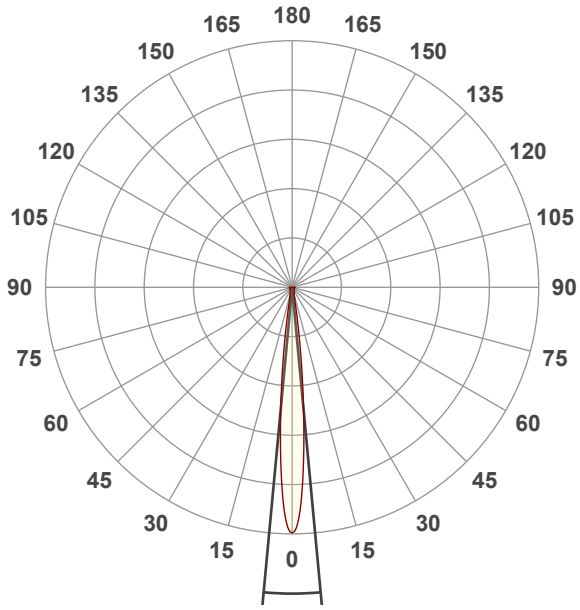

Beam angle 50%: 10,7°
Field angle 10%: 19,8°
Cut off angle 2.5%: 40,2°

Spectra

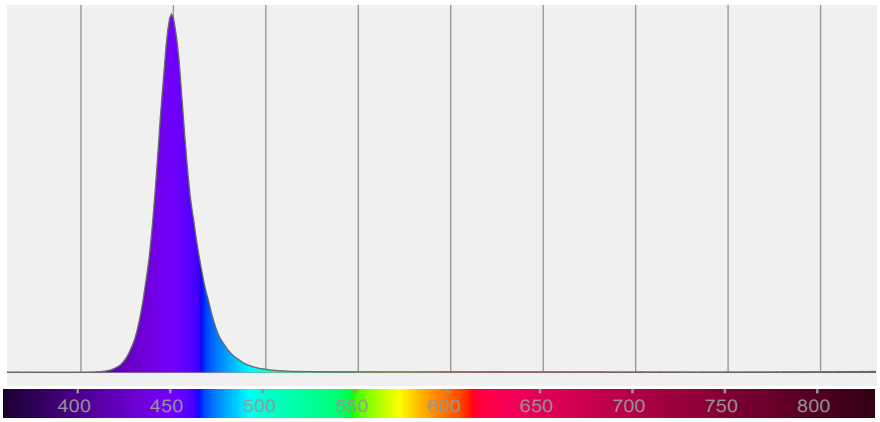

BEAM DETAILS

Beam angle 50%	Field angle 10%	Cut off angle 2,5%	Intensity ratio in 120° cone	Intensity ratio in 90° cone
10,7°	19,8°	40,2°	60,8%	50,5%

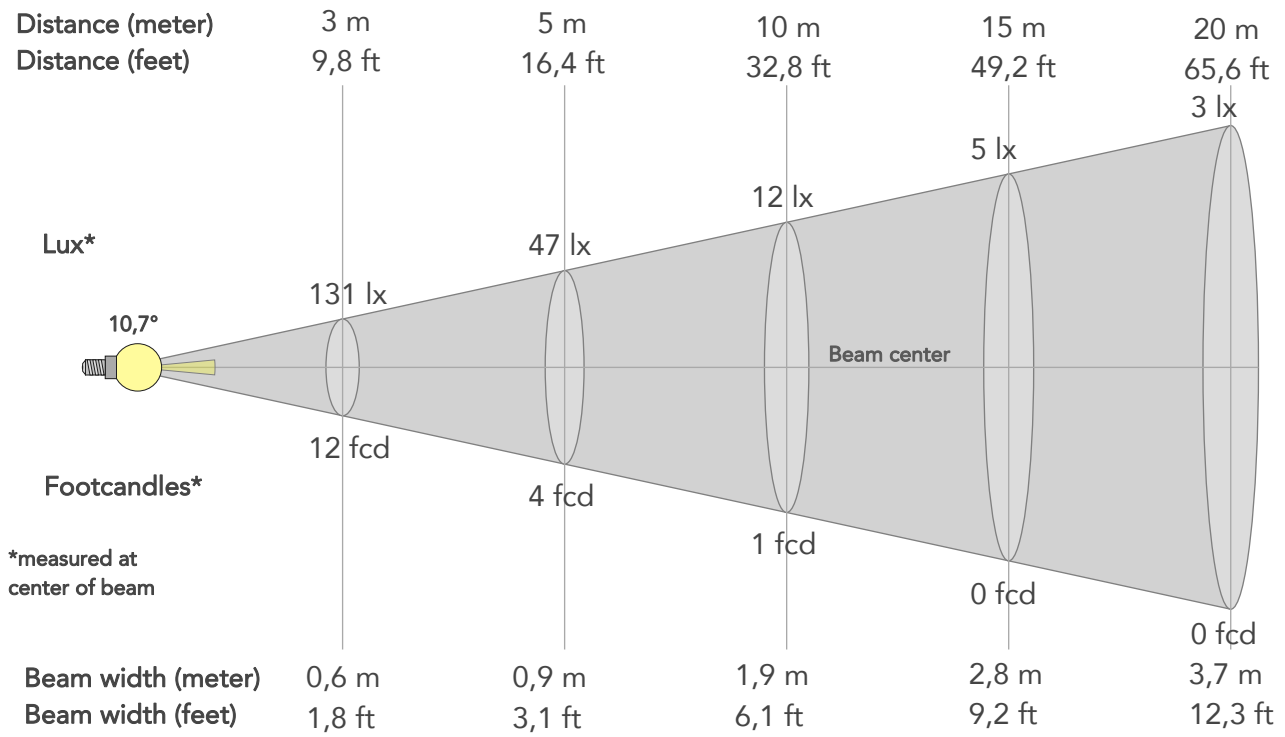

BEAM INTENSITIES AND WIDTHS

Distance	1m	2m	3m	4m	5m	7,5m	10m	15m	20m	25m	30m	40m	50m
Distance	3,3ft	6,6ft	9,8ft	13,1ft	16,4ft	24,6ft	32,8ft	49,2ft	65,6ft	82ft	98,4ft	131,2ft	164ft
Lux	1181lx	295lx	131lx	74lx	47lx	21lx	12lx	5lx	3lx	2lx	1lx	1lx	0lx
Footcand.	110fcd	27fcd	12fcd	7fcd	4fcd	2fcd	1fcd	0fcd	0fcd	0fcd	0fcd	0fcd	0fcd
Beam wid.	0,2m	0,4m	0,6m	0,7m	0,9m	1,4m	1,9m	2,8m	3,7m	4,7m	5,6m	7,5m	9,3m
Beam wid.	0,6ft	1,2ft	1,8ft	2,4ft	3,1ft	4,6ft	6,1ft	9,2ft	12,3ft	15,3ft	18,4ft	24,5ft	30,7ft

LINEAR DISTRIBUTION DIAGRAM

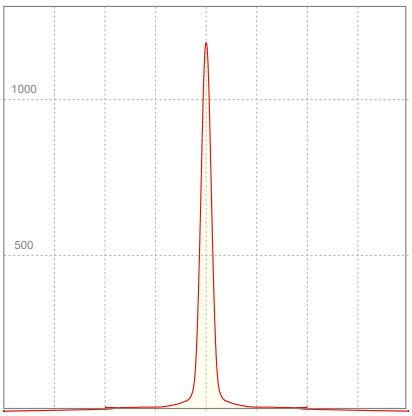

ELECTRICAL SPECIFICATIONS

Input voltage	Input current	Input power	Power FC	Effeciency
228V	0,065A	6,9W	0,46	23lm/W

PROLIGHTS is a trademark of
MUSIC & LIGHTS S.r.l.
musiclights.it

Via A. Olivetti snc
04026 - Minturno (LT) ITALY
Tel: +39 0771 72190

prolights.it
info@prolights.it

ISO DIAGRAMS

ISO CANDELA DIAGRAM

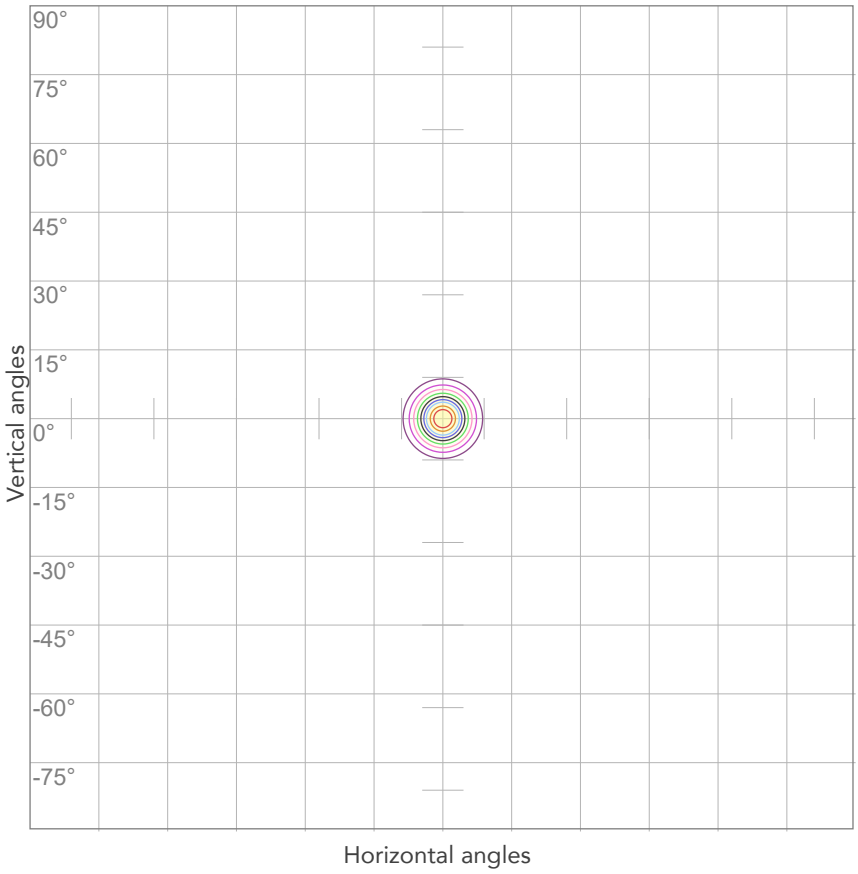

10%	118 cd
20%	236 cd
30%	354 cd
40%	472 cd
50%	591 cd
60%	709 cd
70%	827 cd
80%	945 cd

Conditions:

Number of c-planes: 2

Candela at center: 1181 cd

ISO LUX DIAGRAM

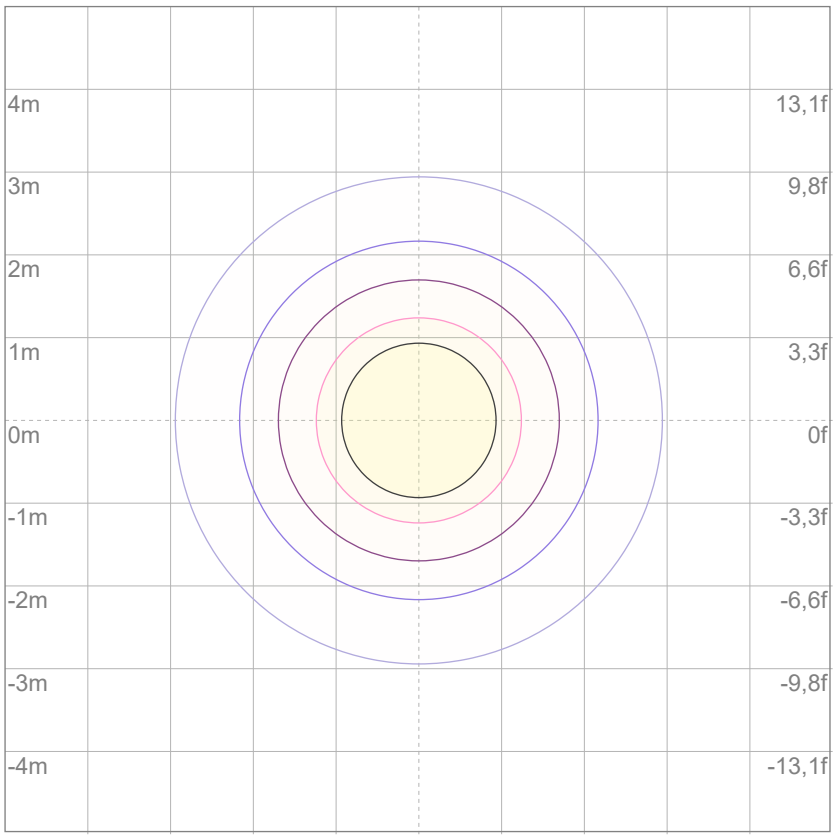

Mounting height: 10 meters (33 feet)

3%	0,354 lx
5%	0,591 lx
10%	1,18 lx
30%	3,54 lx
50%	5,91 lx

Conditions:

Number of c-planes: 2

Lux at center: 11,8 lx

Lux distribution on a surface when lamp is mounted at 10 meters from the surface.

Total lumen output:

93,8 lm

Peak candela output:

235 cd

PRODUCT NAME:

ARCSPOTXSFC

MEASURAMENT CONDITIONS:

Beam angle:
10° + 20° Filter

Target:
Blue

Operator:
Salvatore Giglio

Date and time:
21/05/2024 12:43:21

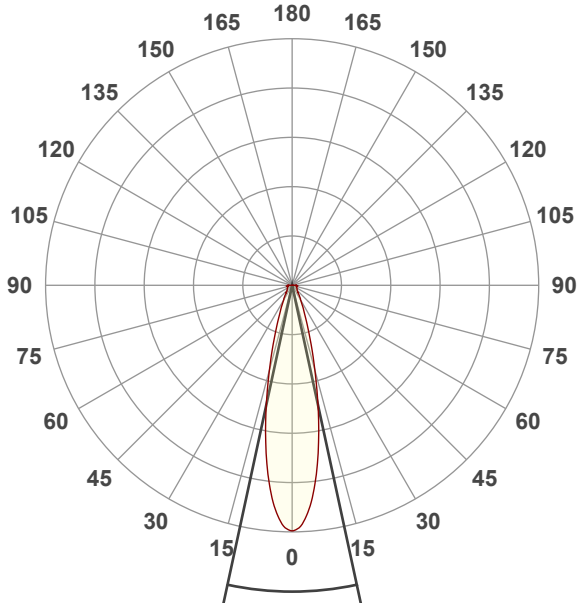

Beam angle 50%: 24,4°
Field angle 10%: 52,4°
Cut off angle 2.5%: 108,1°

Spectra

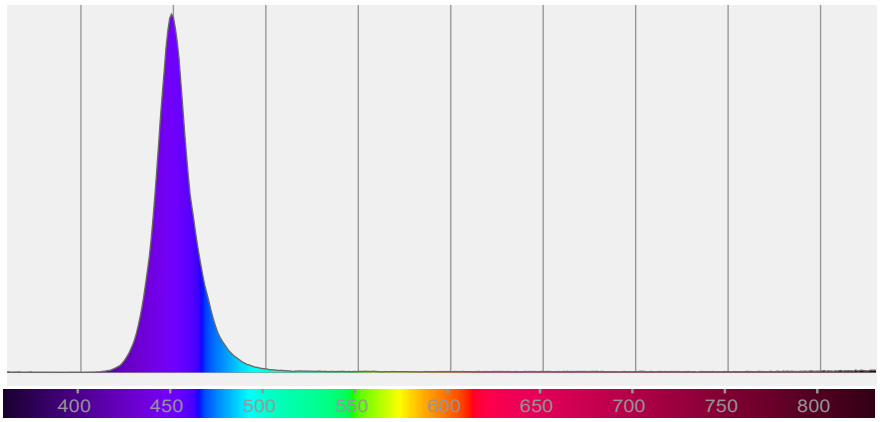

BEAM DETAILS

Beam angle 50%	Field angle 10%	Cut off angle 2,5%	Intensity ratio in 120° cone	Intensity ratio in 90° cone
24,4°	52,4°	108,1°	76,5%	68,2%

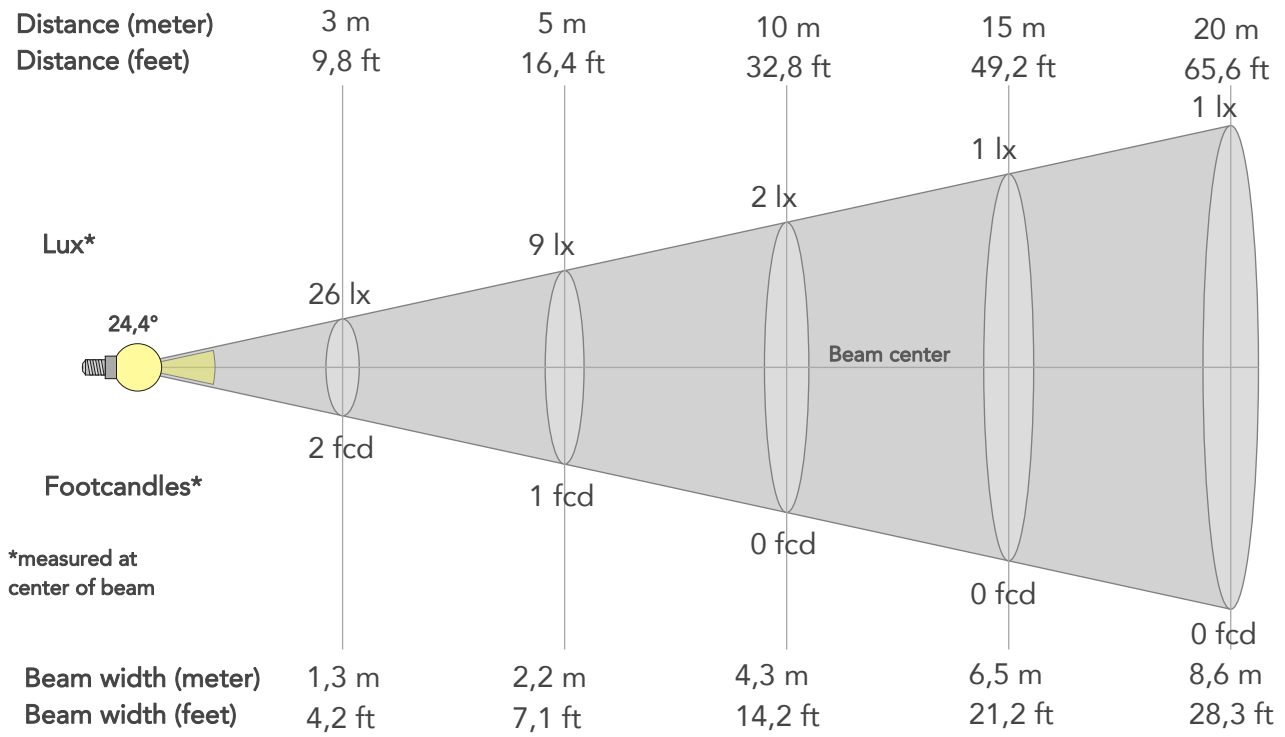

BEAM INTENSITIES AND WIDTHS

Distance	1m	2m	3m	4m	5m	7,5m	10m	15m	20m	25m	30m	40m	50m
Distance	3,3ft	6,6ft	9,8ft	13,1ft	16,4ft	24,6ft	32,8ft	49,2ft	65,6ft	82ft	98,4ft	131,2ft	164ft
Lux	235lx	59lx	26lx	15lx	9lx	4lx	2lx	1lx	1lx	0lx	0lx	0lx	0lx
Footcand.	22fcd	5fcd	2fcd	1fcd	1fcd	0fcd	0fcd	0fcd	0fcd	0fcd	0fcd	0fcd	0fcd
Beam wid.	0,4m	0,9m	1,3m	1,7m	2,2m	3,2m	4,3m	6,5m	8,6m	10,8m	13m	17,3m	21,6m
Beam wid.	1,4ft	2,9ft	4,2ft	5,7ft	7,1ft	10,6ft	14,2ft	21,2ft	28,3ft	35,4ft	42,5ft	56,7ft	70,8ft

LINEAR DISTRIBUTION DIAGRAM

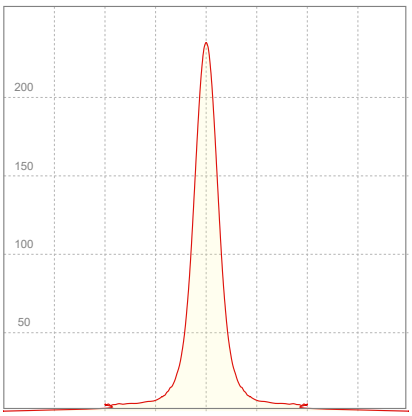

ELECTRICAL SPECIFICATIONS

Input voltage	Input current	Input power	Power FC	Effeciency
228V	0,065A	6,9W	0,46	14lm/W

PROLIGHTS is a trademark of
MUSIC & LIGHTS S.r.l.
musiclights.it

Via A. Olivetti snc
04026 - Minturno (LT) ITALY
Tel: +39 0771 72190

prolights.it
info@prolights.it

ISO DIAGRAMS

ISO CANDELA DIAGRAM

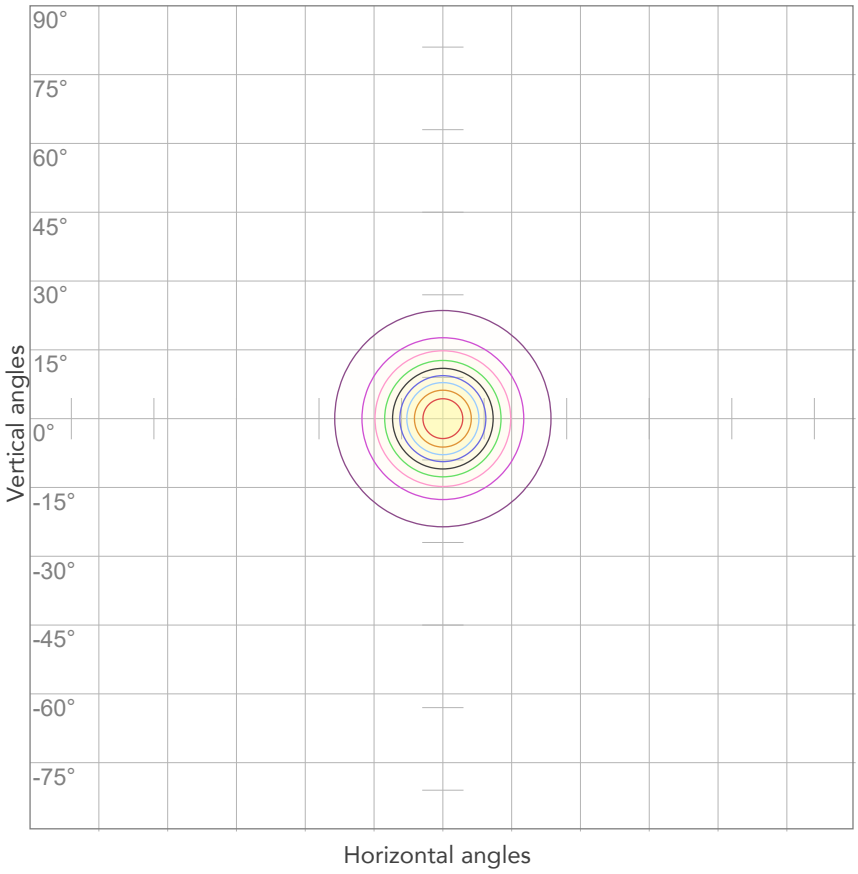

10%	23 cd
20%	47 cd
30%	70 cd
40%	94 cd
50%	117 cd
60%	141 cd
70%	164 cd
80%	188 cd

Conditions:

Number of c-planes: 2

Candela at center: 235 cd

ISO LUX DIAGRAM

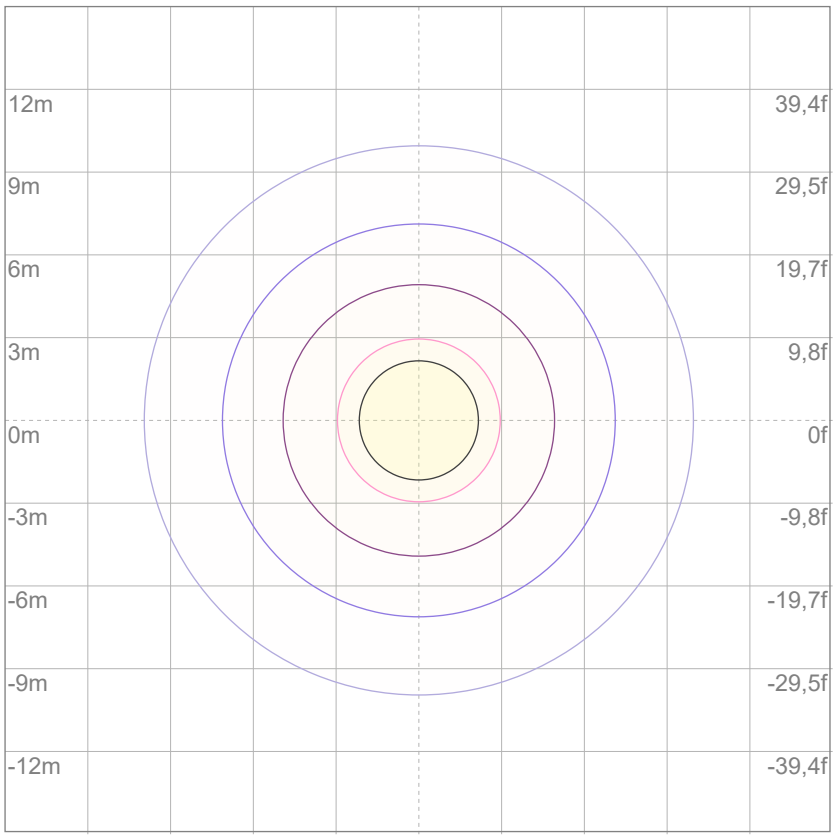

Mounting height: 10 meters (33 feet)

3%	70,4m lx
5%	0,117 lx
10%	0,235 lx
30%	0,704 lx
50%	1,17 lx

Conditions:

Number of c-planes: 2

Lux at center: 2,35 lx

Lux distribution on a surface when lamp is mounted at 10 meters from the surface.

Total lumen output:

64,2 lm

Peak candela output:

76,4 cd

PRODUCT NAME:

ARCSPOTXSFC

MEASURAMENT CONDITIONS:

Beam angle:
10° + 40° Filter

Target:
Blue

Operator:
Salvatore Giglio

Date and time:
21/05/2024 14:47:48

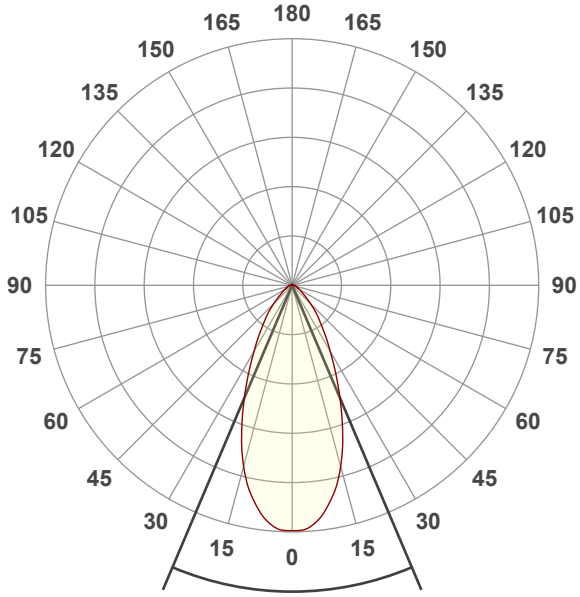

Beam angle 50%: 46°
Field angle 10%: 91,5°
Cut off angle 2.5%: 131,6°

Spectra

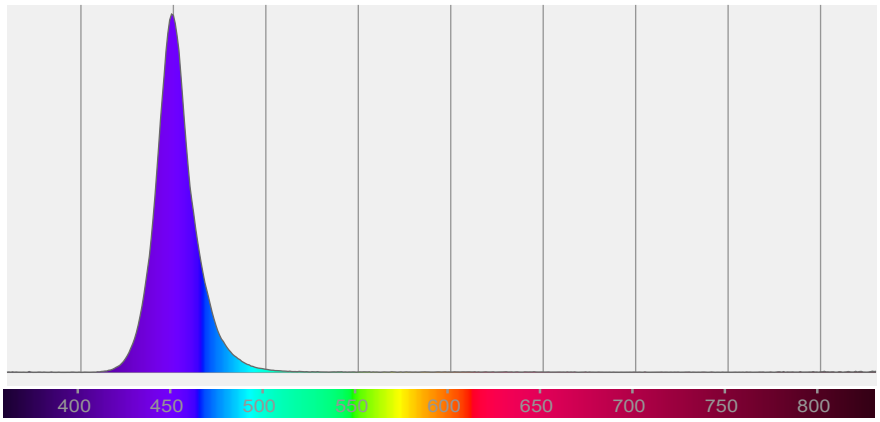

BEAM DETAILS

Beam angle 50%	Field angle 10%	Cut off angle 2,5%	Intensity ratio in 120° cone	Intensity ratio in 90° cone
46°	91,5°	131,6°	91,8%	82,4%

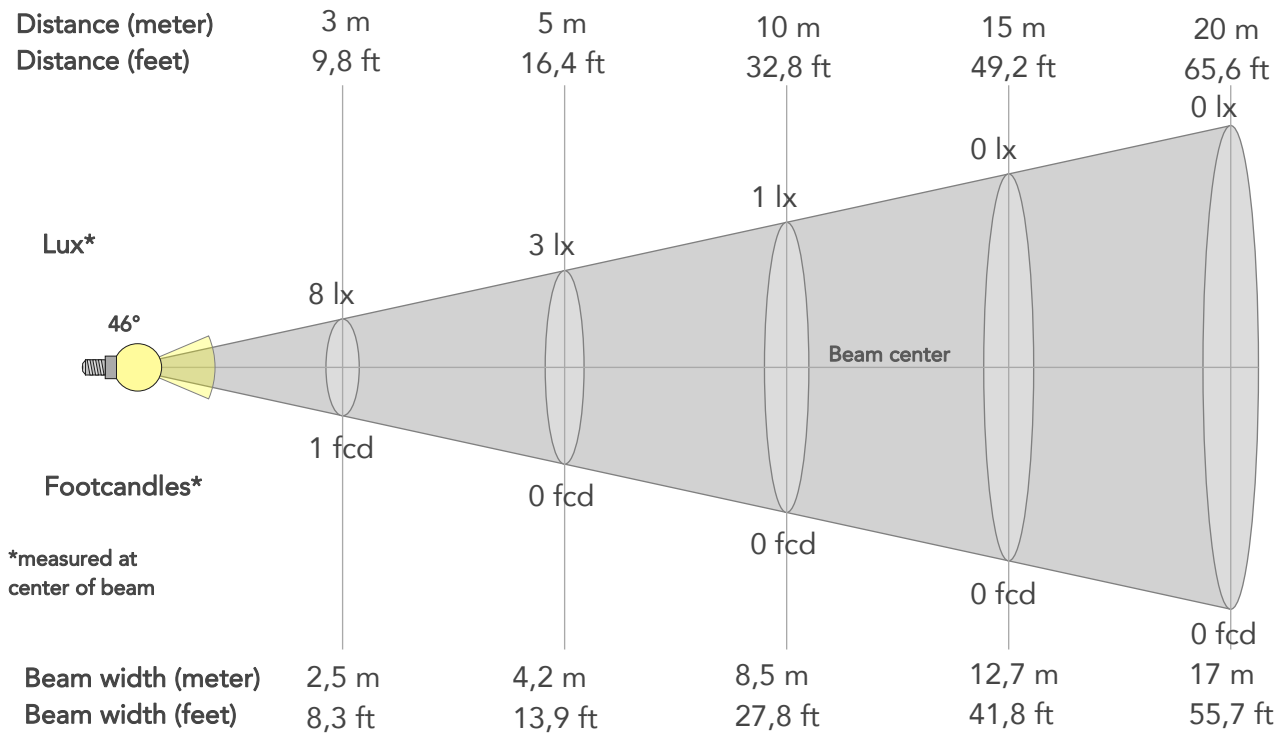

BEAM INTENSITIES AND WIDTHS

Distance	1m	2m	3m	4m	5m	7,5m	10m	15m	20m	25m	30m	40m	50m
Distance	3,3ft	6,6ft	9,8ft	13,1ft	16,4ft	24,6ft	32,8ft	49,2ft	65,6ft	82ft	98,4ft	131,2ft	164ft
Lux	76lx	19lx	8lx	5lx	3lx	1lx	1lx	0lx	0lx	0lx	0lx	0lx	0lx
Footcand.	7fcd	2fcd	1fcd	0fcd	0fcd	0fcd	0fcd	0fcd	0fcd	0fcd	0fcd	0fcd	0fcd
Beam wid.	0,8m	1,7m	2,5m	3,4m	4,2m	6,4m	8,5m	12,7m	17m	21,2m	25,5m	34m	42,4m
Beam wid.	2,8ft	5,6ft	8,3ft	11,1ft	13,9ft	20,9ft	27,8ft	41,8ft	55,7ft	69,6ft	83,5ft	111,4ft	139,2ft

LINEAR DISTRIBUTION DIAGRAM

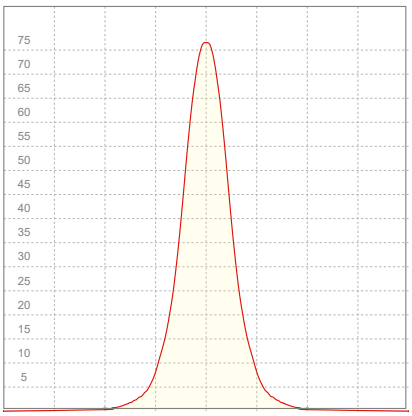

ELECTRICAL SPECIFICATIONS

Input voltage	Input current	Input power	Power FC	Effeciency
227V	0,066A	6,8W	0,46	9lm/W

ISO DIAGRAMS

ISO CANDELA DIAGRAM

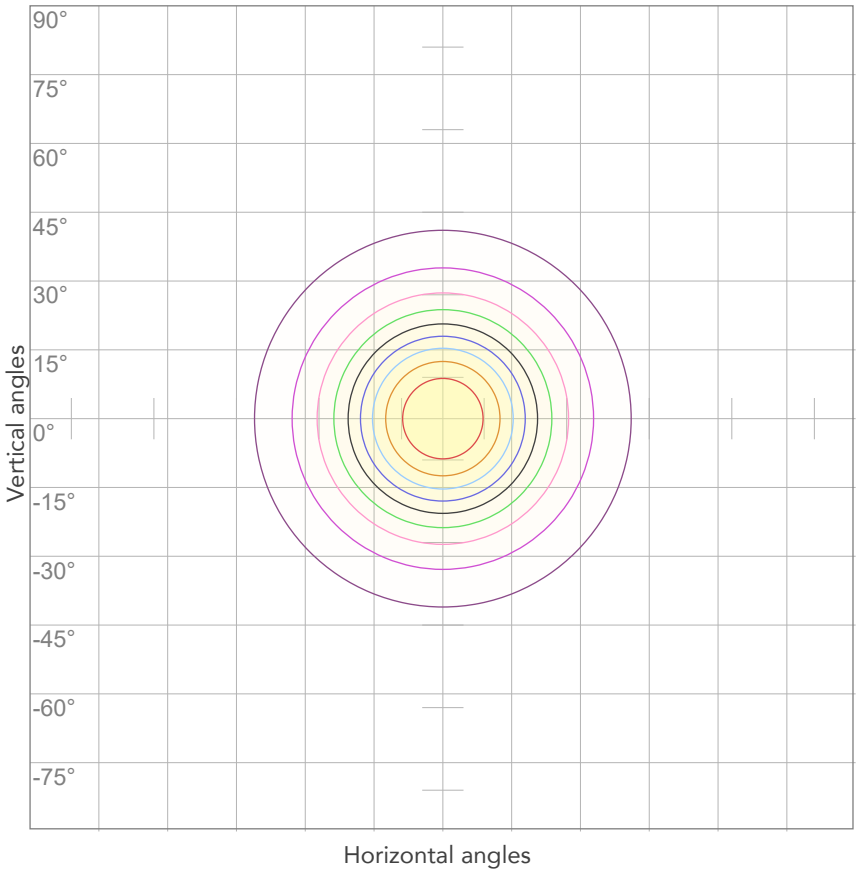

10%	8 cd
20%	15 cd
30%	23 cd
40%	31 cd
50%	38 cd
60%	46 cd
70%	53 cd
80%	61 cd

Conditions:

Number of c-planes: 2

Candela at center: 76 cd

ISO LUX DIAGRAM

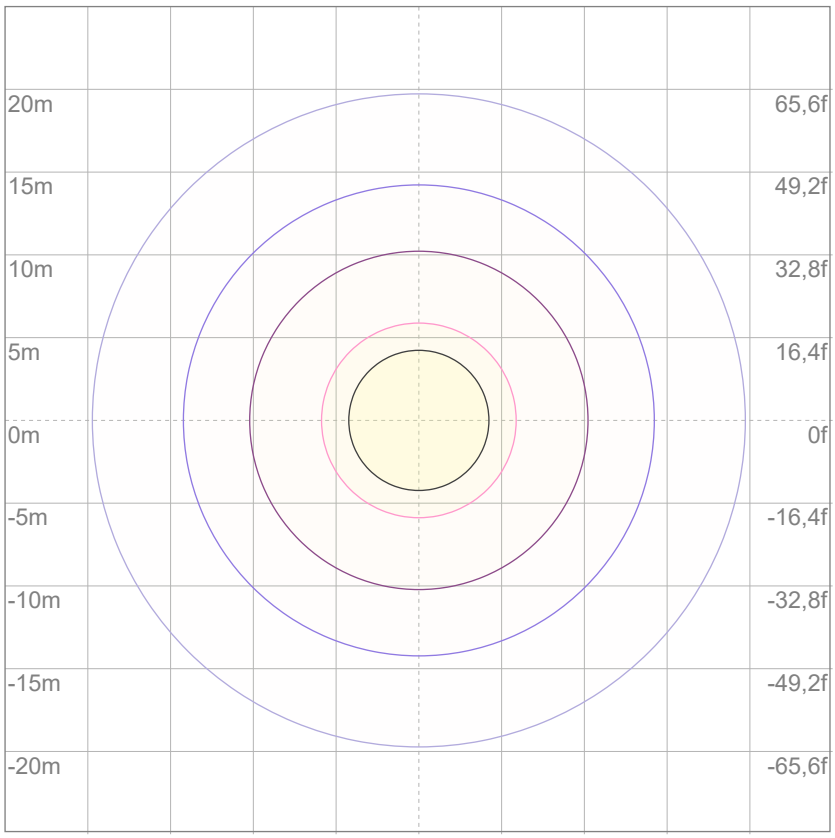

Mounting height: 10 meters (33 feet)

3%	22,9m lx
5%	38,2m lx
10%	76,4m lx
30%	0,229 lx
50%	0,382 lx

Conditions:

Number of c-planes: 2

Lux at center: 0,764 lx

Lux distribution on a surface when lamp is mounted at 10 meters from the surface.

Total lumen output:

59,7 lm

Peak candela output:

56,1 cd

PRODUCT NAME:

ARCSPOTXSFC

MEASURAMENT CONDITIONS:

Beam angle:
10° + 60° Filter

Target:
Blue

Operator:
Salvatore Giglio

Date and time:
21/05/2024 15:21:35

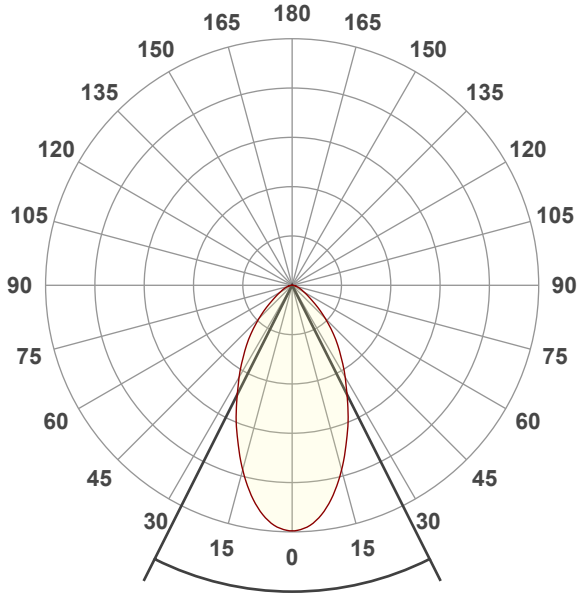

Beam angle 50%: 53,3°
Field angle 10%: 106°
Cut off angle 2.5%: 143,1°

Spectra

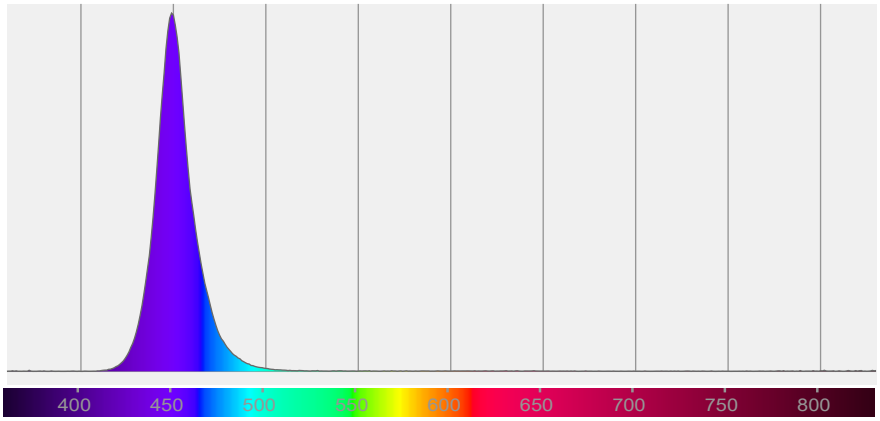

BEAM DETAILS

Beam angle 50%	Field angle 10%	Cut off angle 2,5%	Intensity ratio in 120° cone	Intensity ratio in 90° cone
53,3°	106°	143,1°	93,4%	80,0%

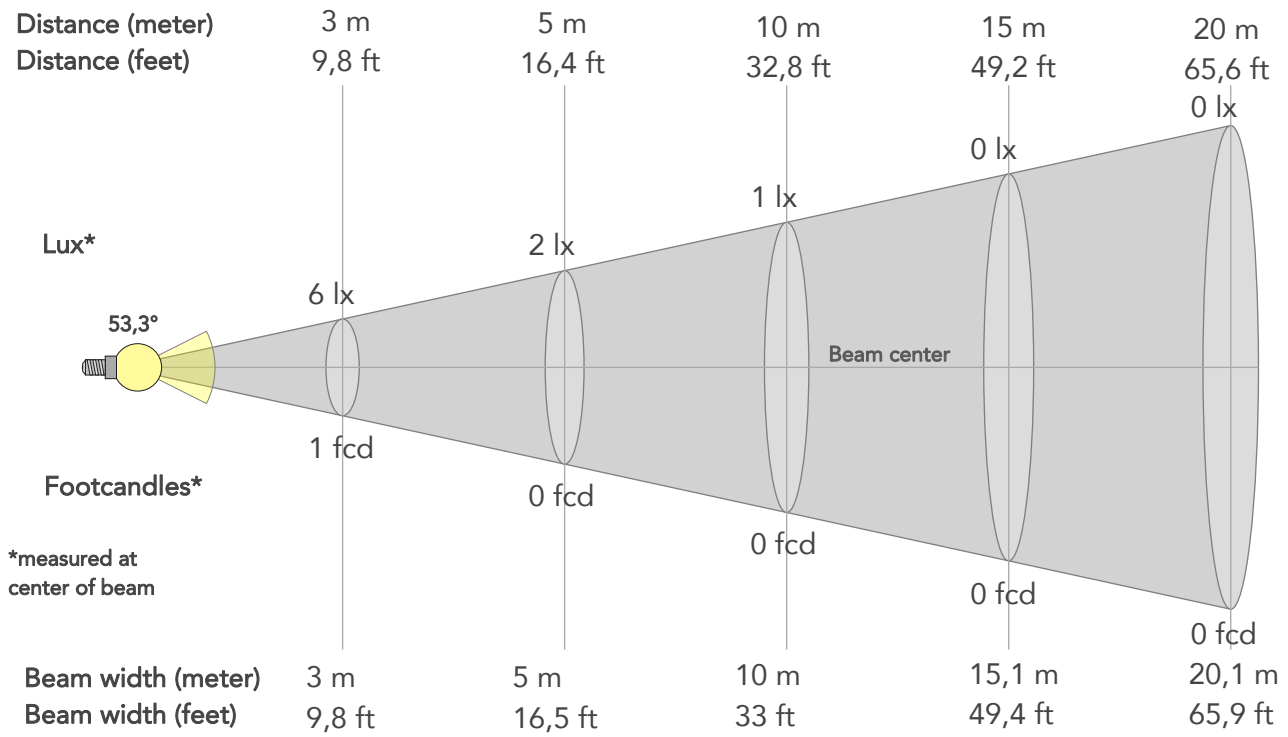

BEAM INTENSITIES AND WIDTHS

Distance	1m	2m	3m	4m	5m	7,5m	10m	15m	20m	25m	30m	40m	50m
Distance	3,3ft	6,6ft	9,8ft	13,1ft	16,4ft	24,6ft	32,8ft	49,2ft	65,6ft	82ft	98,4ft	131,2ft	164ft
Lux	56lx	14lx	6lx	4lx	2lx	1lx	1lx	0lx	0lx	0lx	0lx	0lx	0lx
Footcand.	5fcd	1fcd	1fcd	0fcd	0fcd	0fcd	0fcd	0fcd	0fcd	0fcd	0fcd	0fcd	0fcd
Beam wid.	1m	2m	3m	4m	5m	7,5m	10m	15,1m	20,1m	25,1m	30,1m	40,2m	50,2m
Beam wid.	3,3ft	6,6ft	9,8ft	13,2ft	16,5ft	24,7ft	33ft	49,4ft	65,9ft	82,4ft	98,9ft	131,8ft	164,8ft

LINEAR DISTRIBUTION DIAGRAM

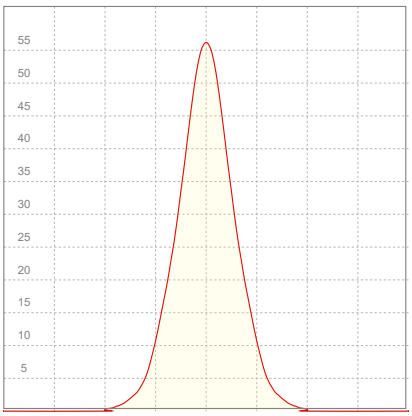

ELECTRICAL SPECIFICATIONS

Input voltage	Input current	Input power	Power FC	Effeciency
227V	0,064A	6,8W	0,47	9lm/W

PROLIGHTS is a trademark of
MUSIC & LIGHTS S.r.l.
musiclights.it

Via A. Olivetti snc
04026 - Minturno (LT) ITALY
Tel: +39 0771 72190

prolights.it
info@prolights.it

ISO DIAGRAMS

ISO CANDELA DIAGRAM

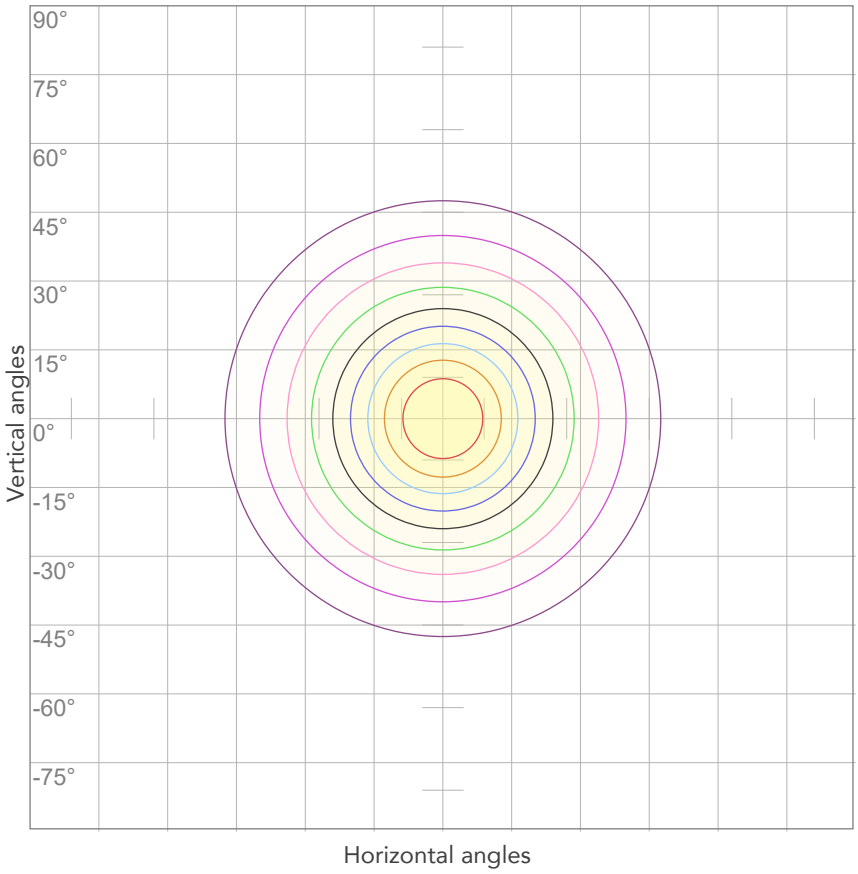

10%	6 cd
20%	11 cd
30%	17 cd
40%	22 cd
50%	28 cd
60%	34 cd
70%	39 cd
80%	45 cd

Conditions:

Number of c-planes: 2

Candela at center: 56 cd

ISO LUX DIAGRAM

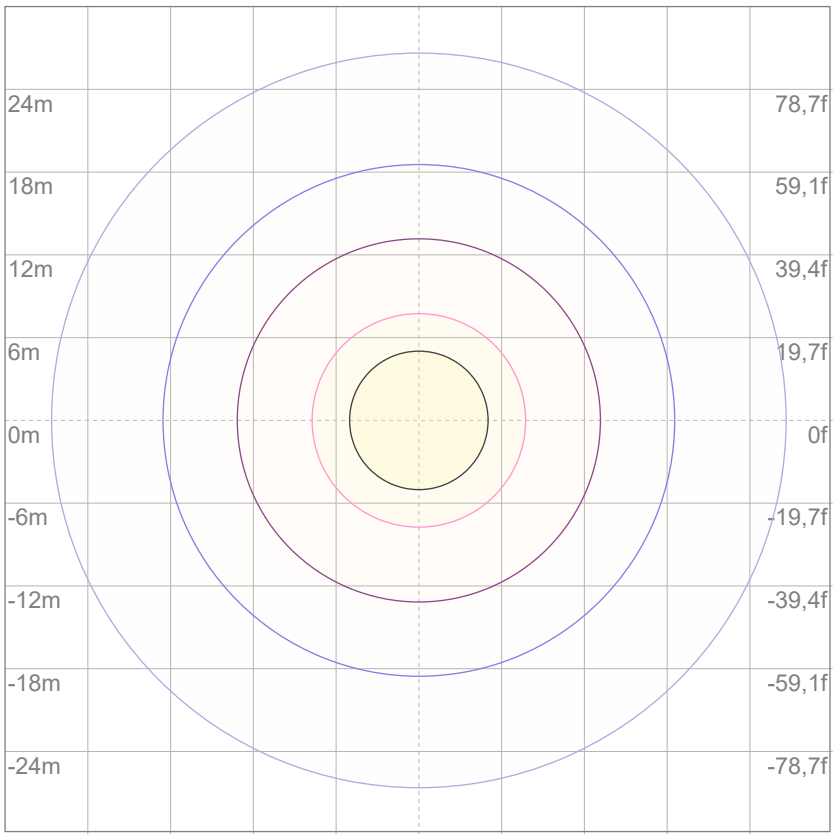

Mounting height: 10 meters (33 feet)

3%	16,8m lx
5%	28,0m lx
10%	56,1m lx
30%	0,168 lx
50%	0,280 lx

Conditions:

Number of c-planes: 2

Lux at center: 0,561 lx

Lux distribution on a surface when lamp is mounted at 10 meters from the surface.

Total lumen output:

95,9 lm

Peak candela output:

183 cd

PRODUCT NAME:

ARCSPOTXSFC

MEASURAMENT CONDITIONS:

Beam angle:
10° + 10° x 60° Filter

Target:
Blue

Operator:
Salvatore Giglio

Date and time:
21/05/2024 16:48:49

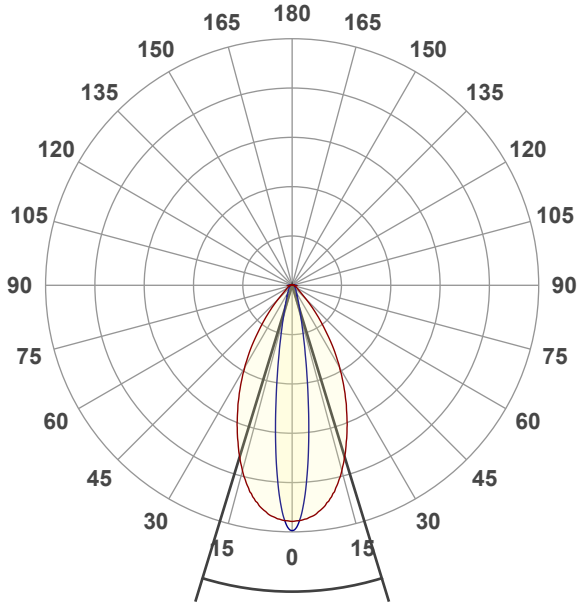

Beam angle 50%: 34°
Field angle 10%: 61,7°
Cut off angle 2.5%: 98,1°

Spectra

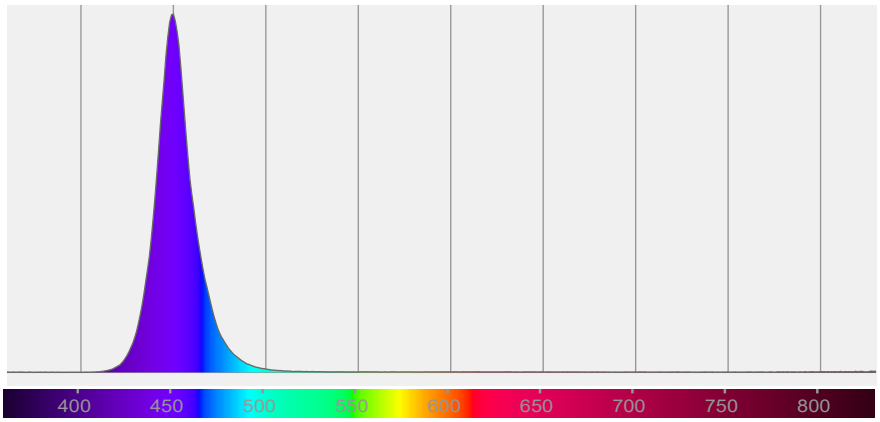

BEAM DETAILS

Beam angle 50%	Field angle 10%	Cut off angle 2,5%	Intensity ratio in 120° cone	Intensity ratio in 90° cone
34°	61,7°	98,1°	92,6%	85,7%

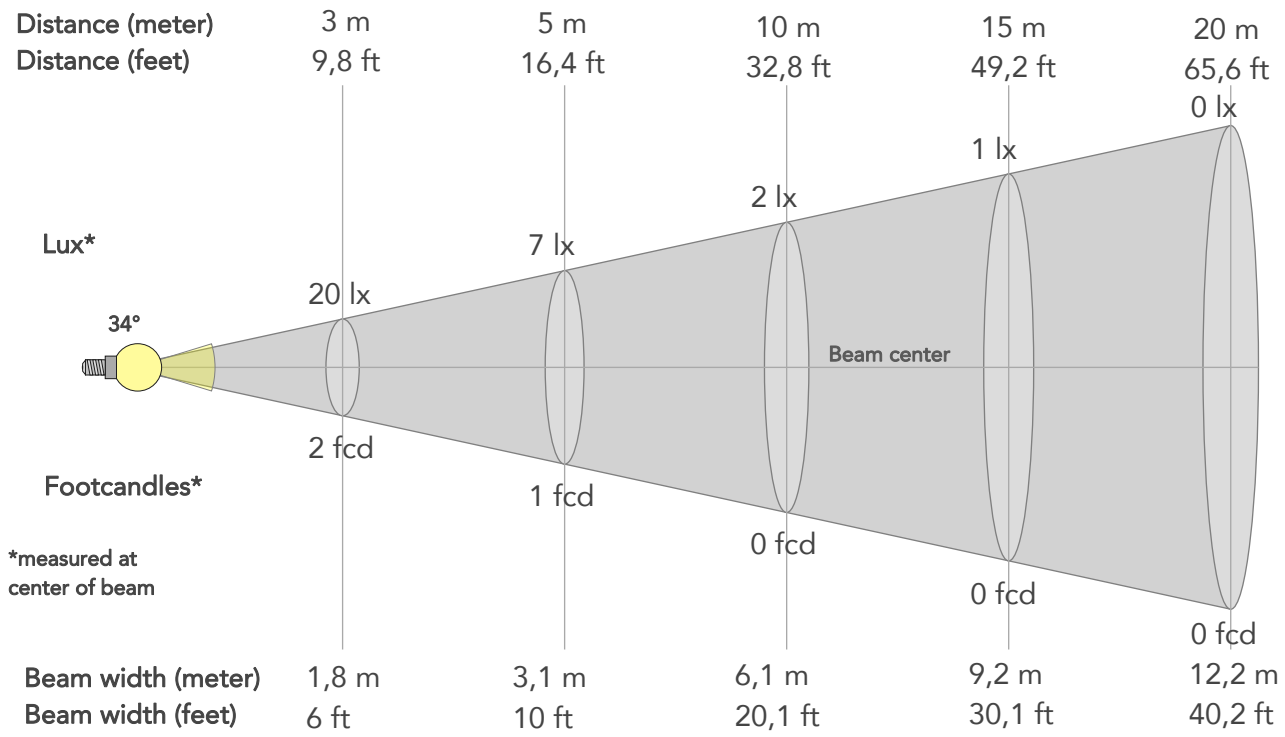

BEAM INTENSITIES AND WIDTHS

Distance	1m	2m	3m	4m	5m	7,5m	10m	15m	20m	25m	30m	40m	50m
Distance	3,3ft	6,6ft	9,8ft	13,1ft	16,4ft	24,6ft	32,8ft	49,2ft	65,6ft	82ft	98,4ft	131,2ft	164ft
Lux	180lx	45lx	20lx	11lx	7lx	3lx	2lx	1lx	0lx	0lx	0lx	0lx	0lx
Footcand.	17fcd	4fcd	2fcd	1fcd	1fcd	0fcd	0fcd	0fcd	0fcd	0fcd	0fcd	0fcd	0fcd
Beam wid.	0,6m	1,2m	1,8m	2,4m	3,1m	4,6m	6,1m	9,2m	12,2m	15,3m	18,4m	24,5m	30,6m
Beam wid.	2ft	4ft	6ft	8ft	10ft	15,1ft	20,1ft	30,1ft	40,2ft	50,2ft	60,2ft	80,3ft	100,4ft

LINEAR DISTRIBUTION DIAGRAM

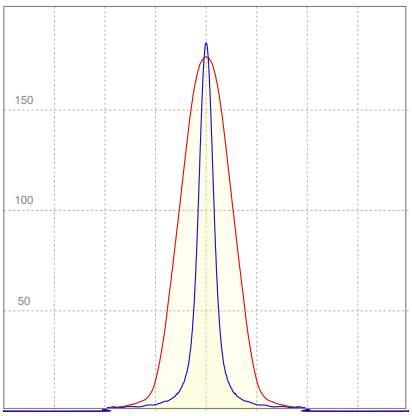

ELECTRICAL SPECIFICATIONS

Input voltage	Input current	Input power	Power FC	Effeciency
228V	0,067A	6,8W	0,45	14lm/W

PROLIGHTS is a trademark of
MUSIC & LIGHTS S.r.l.
musiclights.it

Via A. Olivetti snc
04026 - Minturno (LT) ITALY
Tel: +39 0771 72190

prolights.it
info@prolights.it

ISO DIAGRAMS

ISO CANDELA DIAGRAM

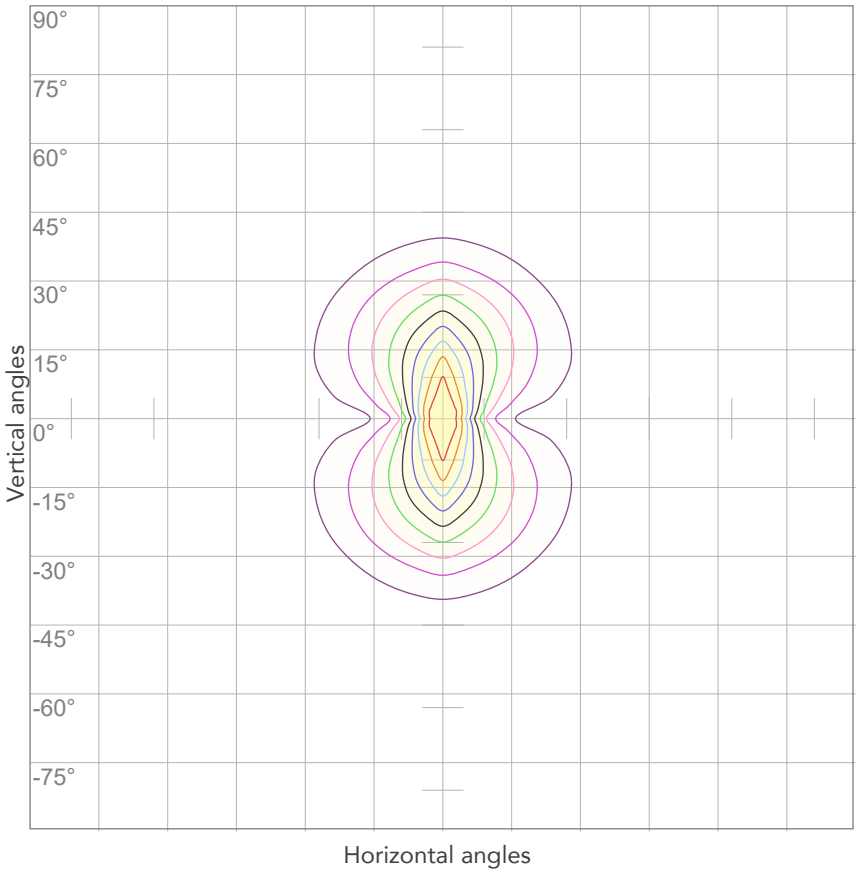

10%	18 cd
20%	36 cd
30%	54 cd
40%	72 cd
50%	90 cd
60%	108 cd
70%	126 cd
80%	144 cd

Conditions:

Number of c-planes: 4

Candela at center: 180 cd

ISO LUX DIAGRAM

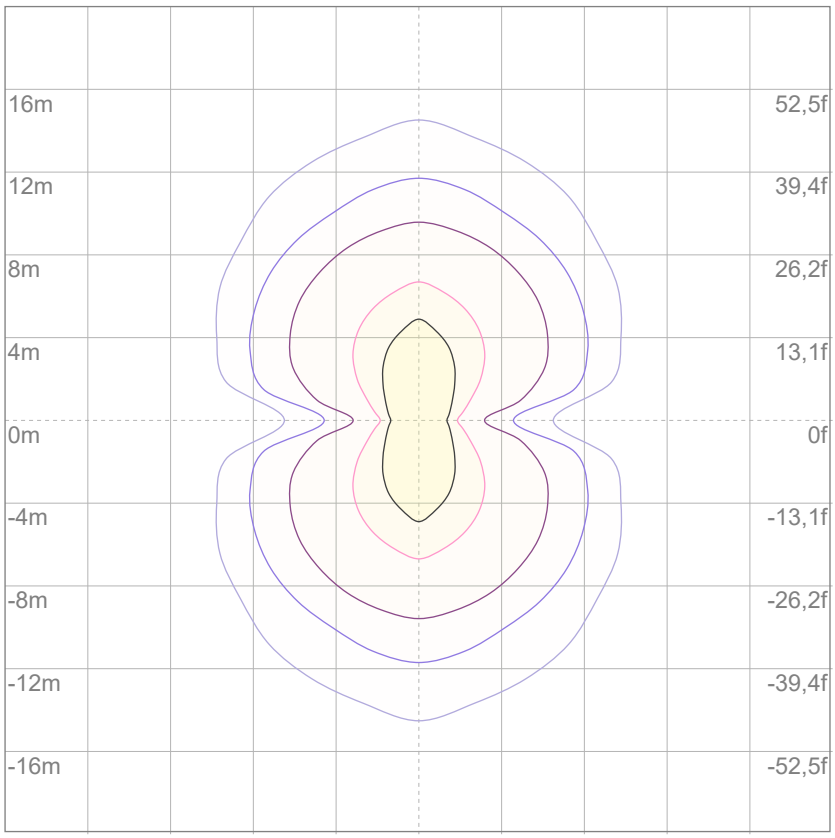

Mounting height: 10 meters (33 feet)

3%	54,0m lx
5%	90,0m lx
10%	0,180 lx
30%	0,540 lx
50%	0,900 lx

Conditions:

Number of c-planes: 4

Lux at center: 1,80 lx

Lux distribution on a surface when lamp is mounted at 10 meters from the surface.

Total lumen output:

77,6 lm

Peak candela output:

96,0 cd

PRODUCT NAME:

ARCSPOTXSFC

MEASURAMENT CONDITIONS:

Beam angle:
10° + 30° x 60° Filter

Target:
Blue

Operator:
Salvatore Giglio

Date and time:
23/05/2024 09:25:08

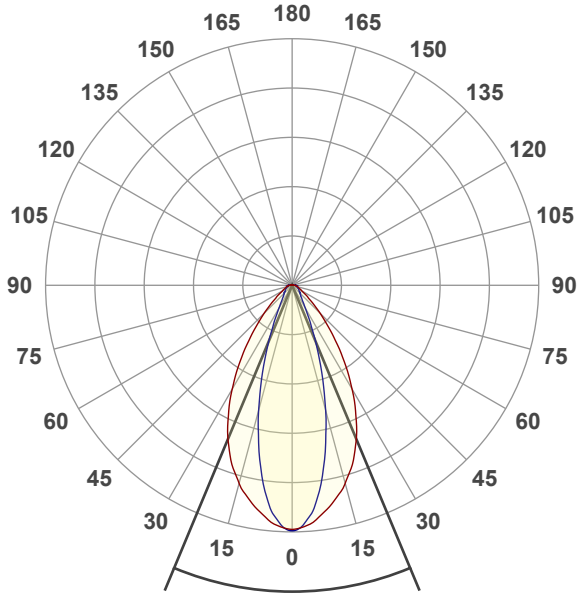

Beam angle 50%: 45,3°
Field angle 10%: 81°
Cut off angle 2.5%: 138,9°

Spectra

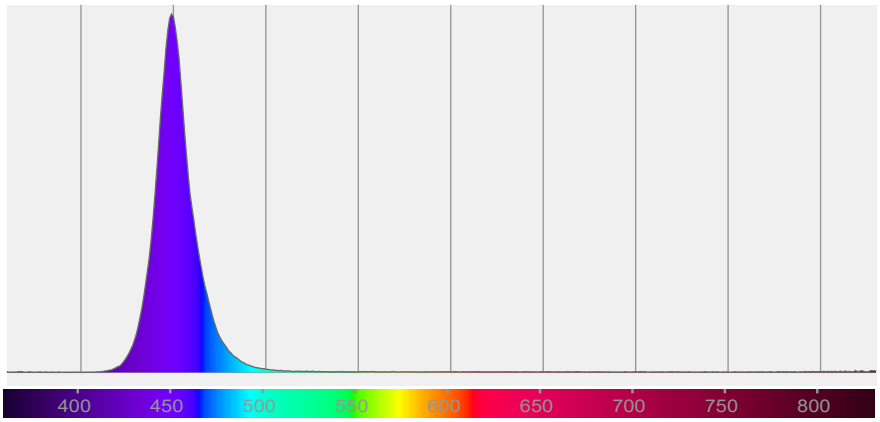

BEAM DETAILS

Beam angle 50%	Field angle 10%	Cut off angle 2,5%	Intensity ratio in 120° cone	Intensity ratio in 90° cone
45,3°	81°	138,9°	89,6%	79,6%

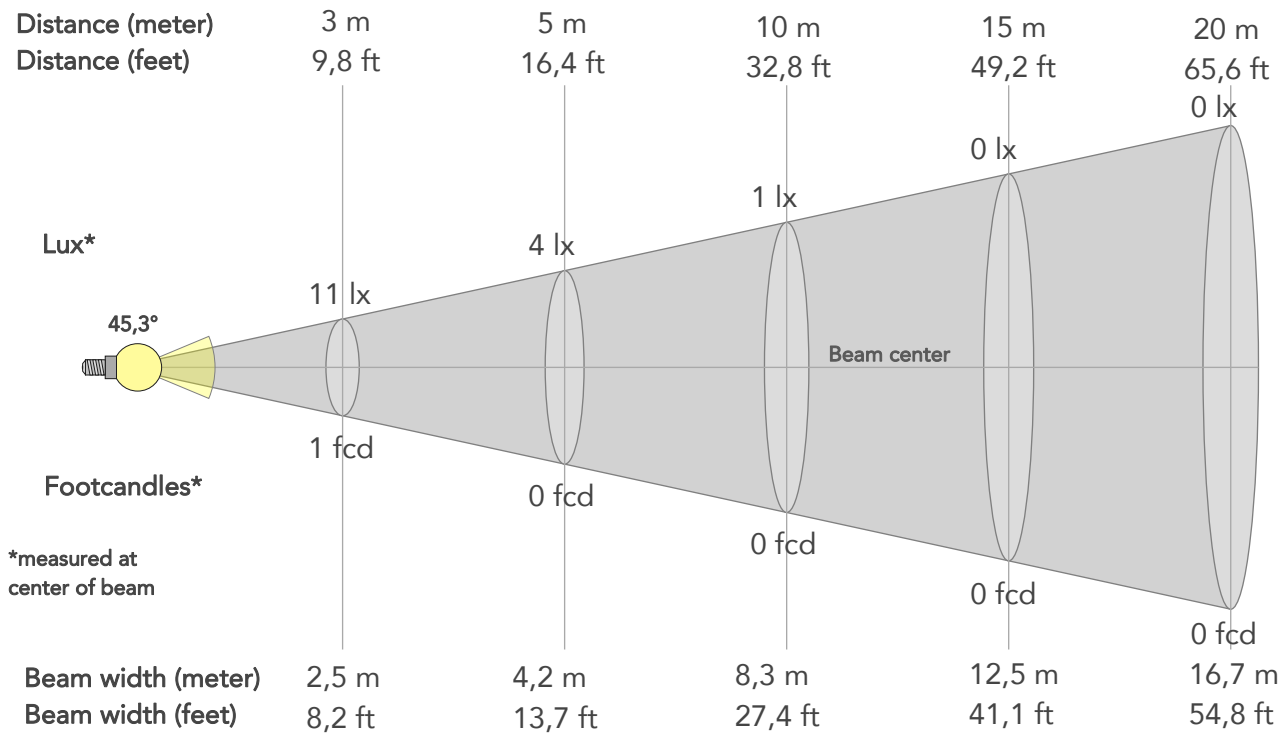

BEAM INTENSITIES AND WIDTHS

Distance	1m	2m	3m	4m	5m	7,5m	10m	15m	20m	25m	30m	40m	50m
Distance	3,3ft	6,6ft	9,8ft	13,1ft	16,4ft	24,6ft	32,8ft	49,2ft	65,6ft	82ft	98,4ft	131,2ft	164ft
Lux	96lx	24lx	11lx	6lx	4lx	2lx	1lx	0lx	0lx	0lx	0lx	0lx	0lx
Footcand.	9fcd	2fcd	1fcd	1fcd	0fcd	0fcd	0fcd	0fcd	0fcd	0fcd	0fcd	0fcd	0fcd
Beam wid.	0,8m	1,7m	2,5m	3,3m	4,2m	6,3m	8,3m	12,5m	16,7m	20,9m	25m	33,4m	41,7m
Beam wid.	2,8ft	5,5ft	8,2ft	10,9ft	13,7ft	20,5ft	27,4ft	41,1ft	54,8ft	68,5ft	82,1ft	109,5ft	136,9ft

LINEAR DISTRIBUTION DIAGRAM

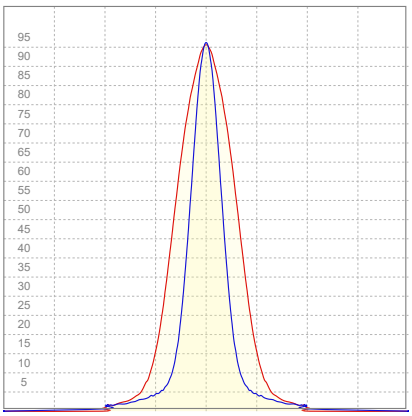

ELECTRICAL SPECIFICATIONS

Input voltage	Input current	Input power	Power FC	Effeciency
228V	0,065A	6,9W	0,47	11lm/W

ISO DIAGRAMS

ISO CANDELA DIAGRAM

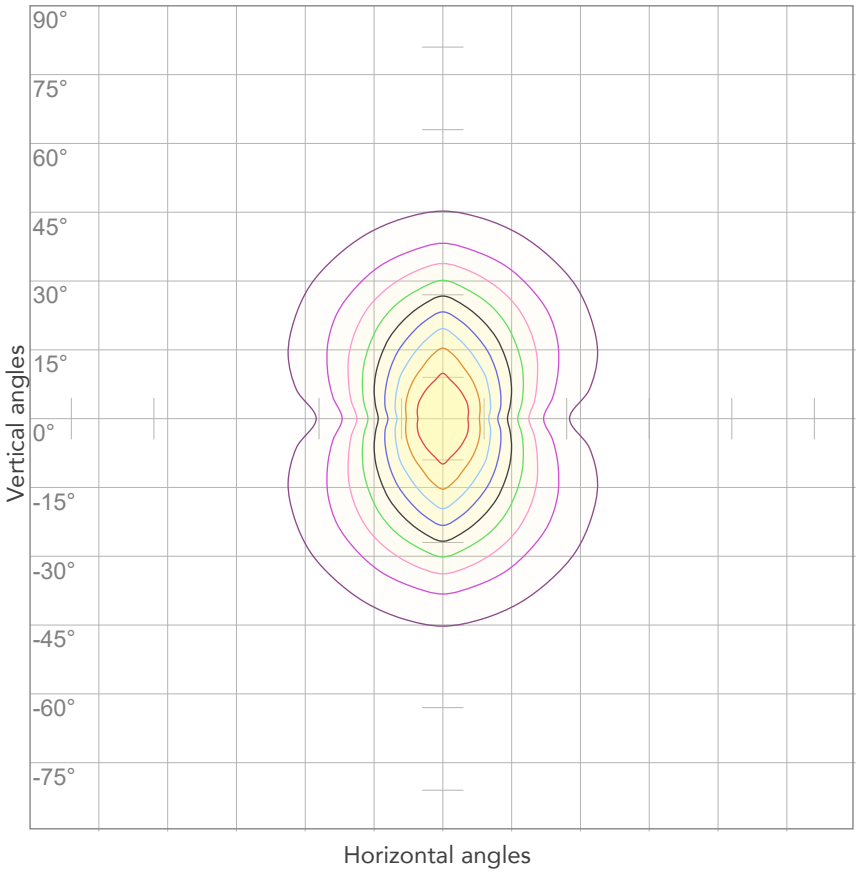

10%	10 cd
20%	19 cd
30%	29 cd
40%	38 cd
50%	48 cd
60%	57 cd
70%	67 cd
80%	77 cd

Conditions:

Number of c-planes: 4

Candela at center: 96 cd

ISO LUX DIAGRAM

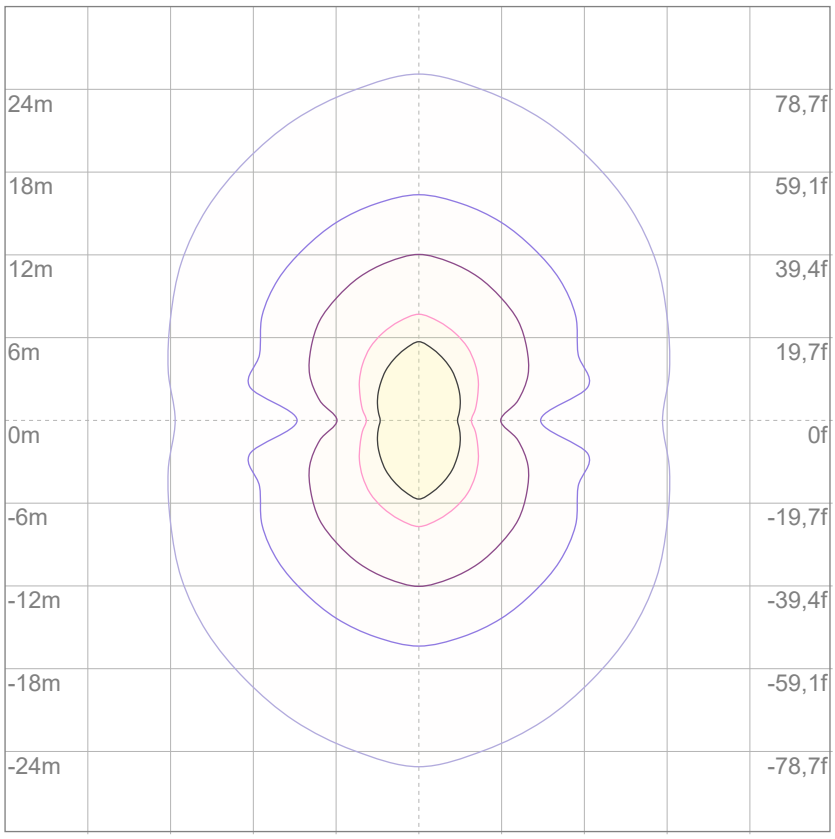

Mounting height: 10 meters (33 feet)

3%	28,7m lx
5%	47,9m lx
10%	95,8m lx
30%	0,287 lx
50%	0,479 lx

Conditions:

Number of c-planes: 4

Lux at center: 0,958 lx

Lux distribution on a surface when lamp is mounted at 10 meters from the surface.

Total lumen output:

401 lm

Peak candela output:

6134 cd

Light quality:

CRI: 83,1

Color temperature:

2939 K

PRODUCT NAME:

ARCSPOTXSFC

MEASURAMENT CONDITIONS:

Beam angle:
10°

Target:
White

Operator:
Salvatore Giglio

Date and time:
20/05/2024 13:32:15

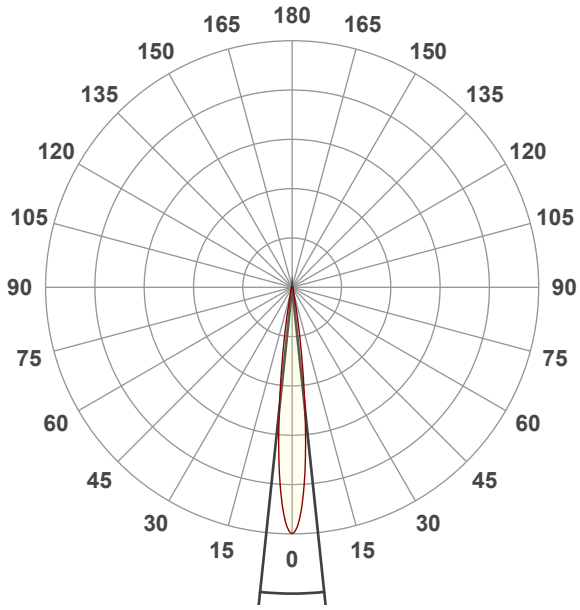

Beam angle 50%: 12°
Field angle 10%: 21,2°
Cut off angle 2.5%: 32°

Spectra

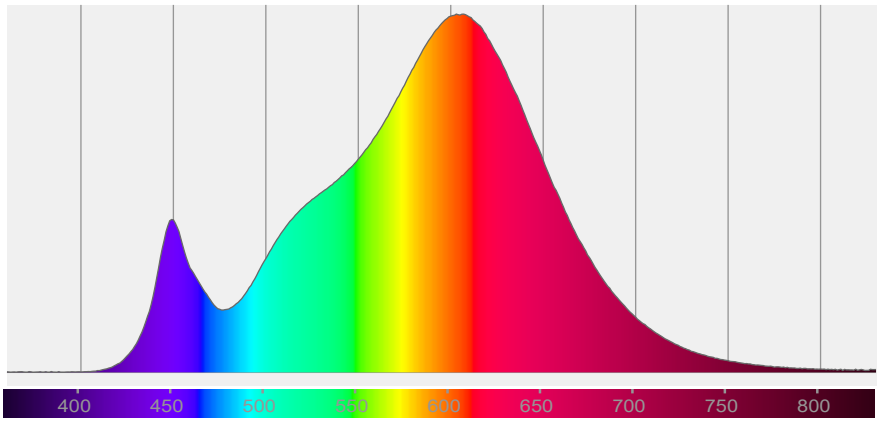

COLOR DETAILS

PROLIGHTS

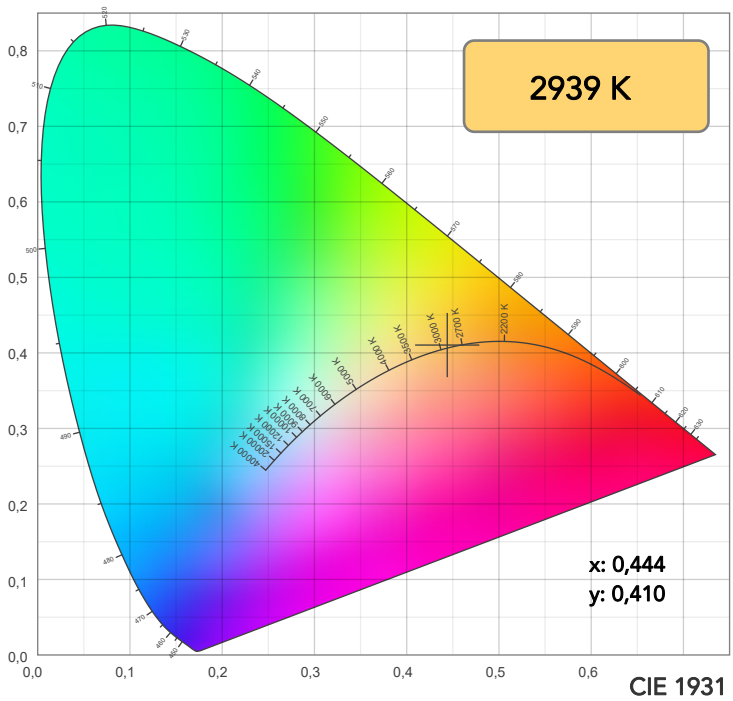

CIE 1931

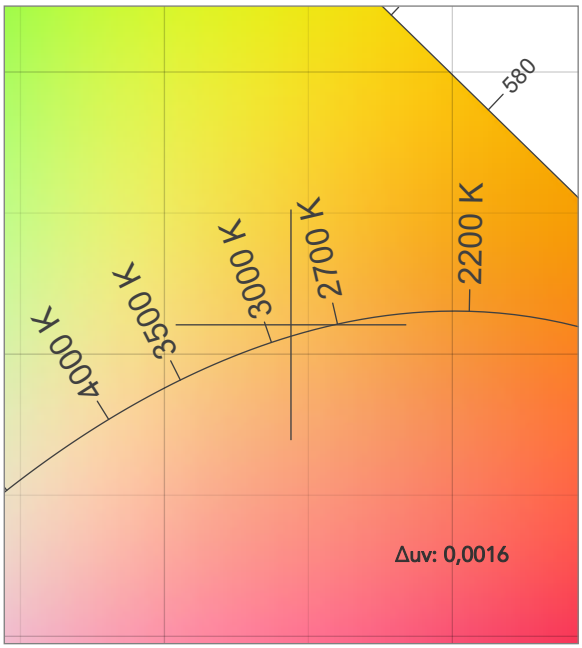

CIE 1931 ZOOM

TM30: 85,9

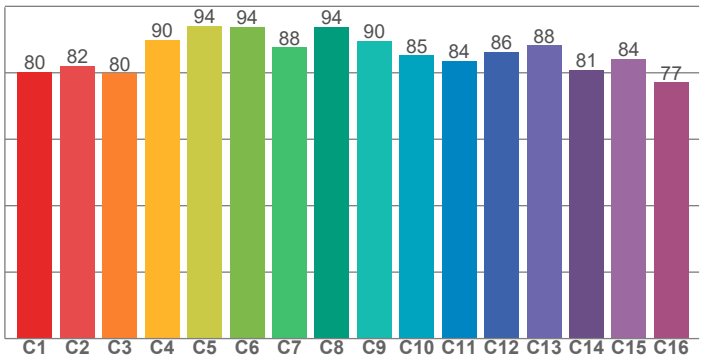

CRI: 83,1 (R1-R8)

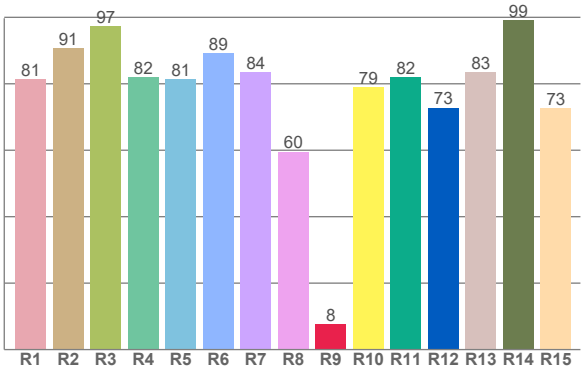

CRI R values, only R1-R8 are used to calculate final CRI value

R1	R2	R3	R4	R5	R6	R7	R8	R9	R10	R11	R12	R13	R14	R15
81,3	90,7	97,3	82,0	81,4	89,3	83,6	59,5	7,7	79,0	81,9	72,8	83,5	99,0	72,6

TM30 C values, 16 binned values out of total of 99 C values

C1	C2	C3	C4	C5	C6	C7	C8	C9	C10	C11	C12	C13	C14	C15	C16
80,3	82,0	79,8	90,0	94,0	93,9	87,7	93,9	89,6	85,3	83,6	86,3	88,2	80,9	84,1	77,2

CQS Q values

Q1	Q2	Q3	Q4	Q5	Q6	Q7	Q8	Q9	Q10	Q11	Q12	Q13	Q14	Q15
77,5	94,8	84,8	82,1	84,0	84,2	84,3	87,5	95,4	90,5	87,8	85,1	83,4	71,1	73,3

CQS: 82,9

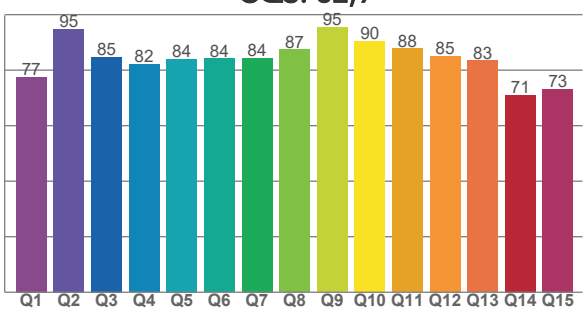

COLOR PARAMETERS

Color temperature	Color rendering index	Red component	Color fidelity	Color gamut	Color quality scale	Television lighting index	Color coordinate cie 1931	Color coordinate cie 1931	Color diviation from black body
CCT	CRI	CRI R9	TM30 Rf	TM30 Rg	CQS	TLCI	x	y	Δuv
2939 K	83,1	7,7	85,9	95,6	82,9	70	0,444	0,410	0,0016

PROLIGHTS is a trademark of
MUSIC & LIGHTS S.r.l.
musiclights.it

Via A. Olivetti snc
04026 - Minturno (LT) ITALY
Tel: +39 0771 72190

prolights.it
info@prolights.it

TM30 DETAILS

PROLIGHTS

Rf 85,9

Fidelity index Rf

Rg 95,6

Gammut index

		Graphic shifts (%)	
Hue Bin	R_f	Chroma	Hue
1	80	-11%	-1%
2	82	-8%	6%
3	80	-3%	10%
4	90	0%	6%
5	94	2%	4%
6	94	2%	-2%
7	88	-4%	-7%
8	94	-3%	-1%
9	90	-6%	2%
10	85	-5%	8%
11	84	-1%	12%
12	86	6%	3%
13	88	5%	-7%
14	81	4%	-15%
15	84	-3%	-9%
16	77	-9%	-16%

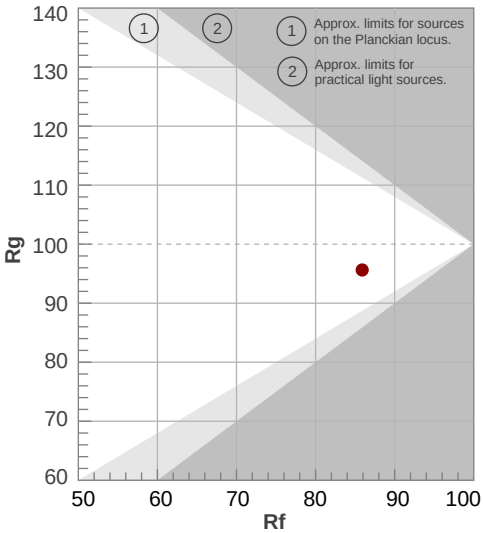

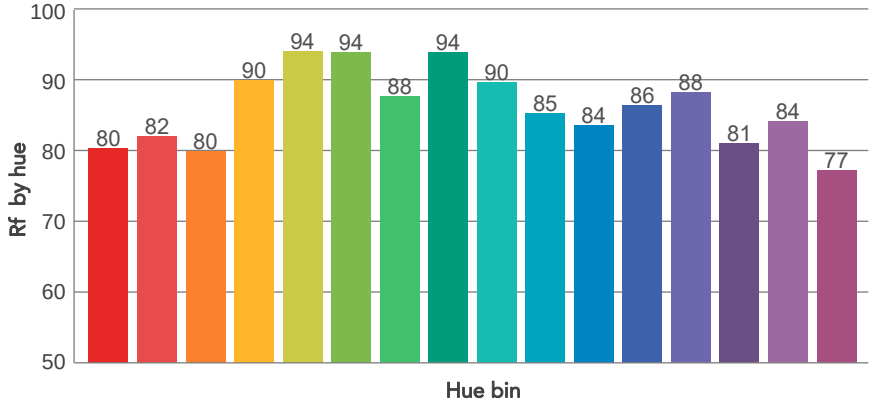

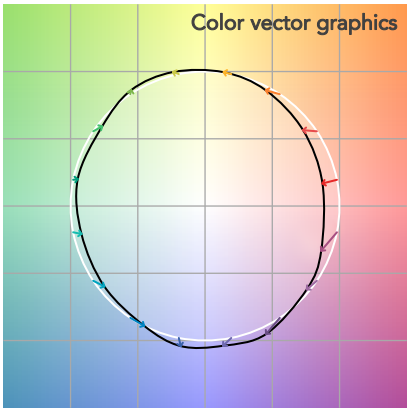

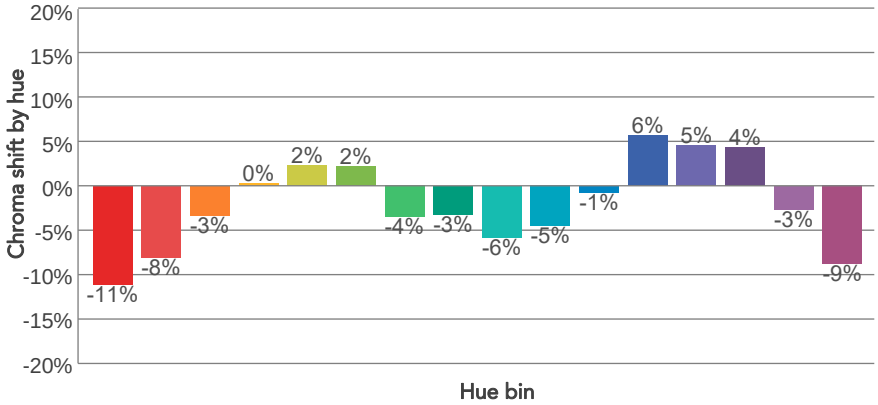

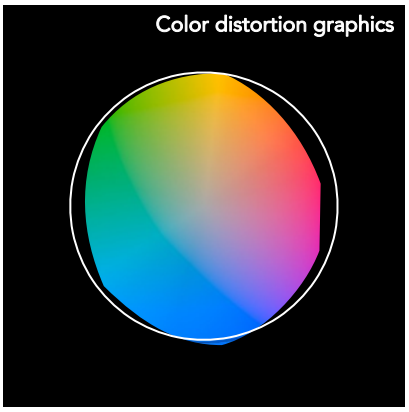

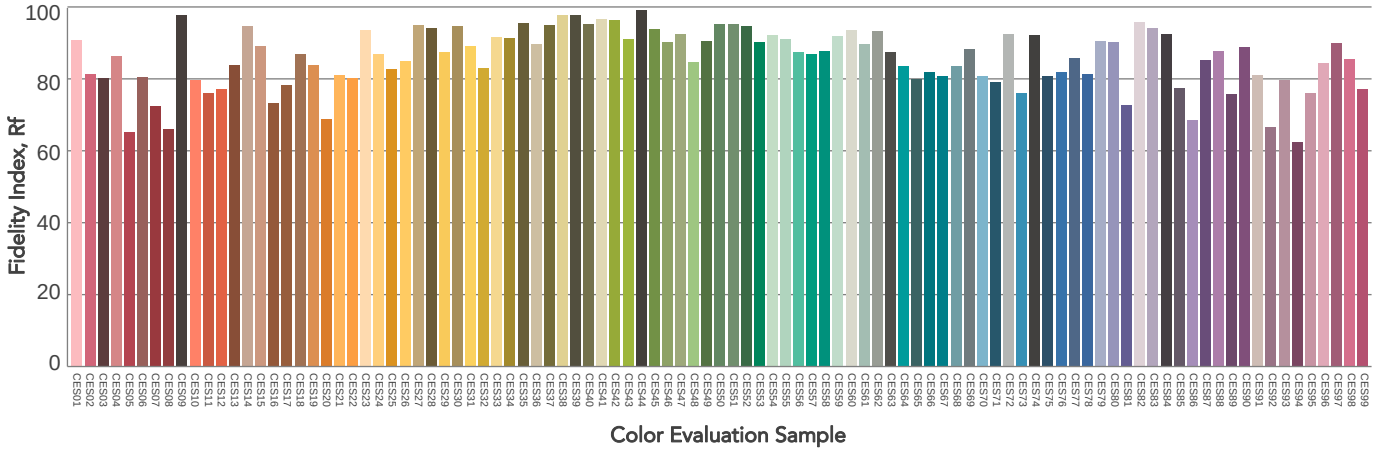

PROLIGHTS is a trademark of
MUSIC & LIGHTS S.r.l.
musiclights.it

Via A. Olivetti snc
04026 - Minturno (LT) ITALY
Tel: +39 0771 72190

prolights.it
info@prolights.it

BEAM DETAILS

Beam angle 50%	Field angle 10%	Cut off angle 2,5%	Intensity ratio in 120° cone	Intensity ratio in 90° cone
12°	21,2°	32°	96,1%	93,2%

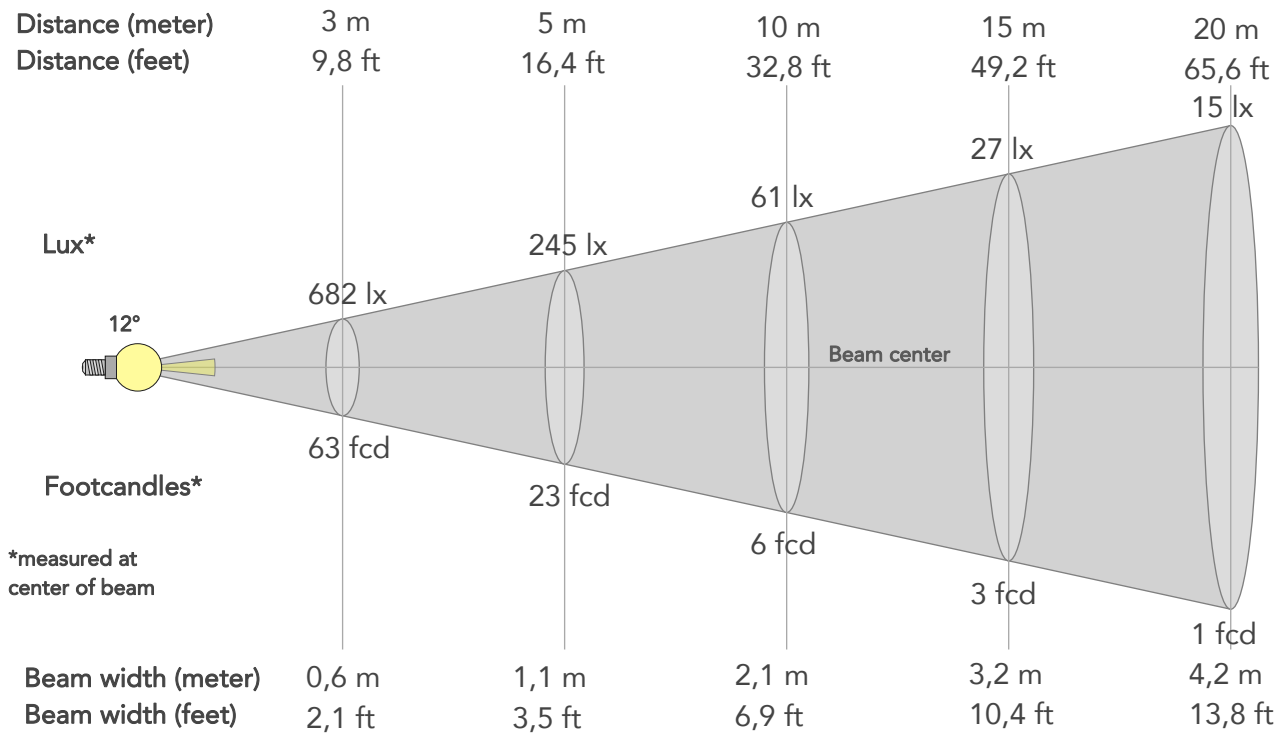

BEAM INTENSITIES AND WIDTHS

Distance	1m	2m	3m	4m	5m	7,5m	10m	15m	20m	25m	30m	40m	50m
Distance	3,3ft	6,6ft	9,8ft	13,1ft	16,4ft	24,6ft	32,8ft	49,2ft	65,6ft	82ft	98,4ft	131,2ft	164ft
Lux	6134lx	1533lx	682lx	383lx	245lx	109lx	61lx	27lx	15lx	10lx	7lx	4lx	2lx
Footcand.	570fcd	142fcd	63fcd	36fcd	23fcd	10fcd	6fcd	3fcd	1fcd	1fcd	1fcd	0fcd	0fcd
Beam wid.	0,2m	0,4m	0,6m	0,8m	1,1m	1,6m	2,1m	3,2m	4,2m	5,3m	6,3m	8,4m	10,5m
Beam wid.	0,7ft	1,4ft	2,1ft	2,8ft	3,5ft	5,2ft	6,9ft	10,4ft	13,8ft	17,3ft	20,7ft	27,6ft	34,5ft

LINEAR DISTRIBUTION DIAGRAM

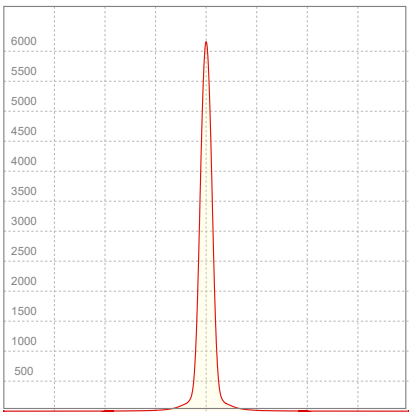

ELECTRICAL SPECIFICATIONS

Input voltage	Input current	Input power	Power FC	Effeciency
228V	0,077A	8,5W	0,48	47lm/W

PROLIGHTS is a trademark of
MUSIC & LIGHTS S.r.l.
musiclights.it

Via A. Olivetti snc
04026 - Minturno (LT) ITALY
Tel: +39 0771 72190

prolights.it
info@prolights.it

ISO DIAGRAMS

ISO CANDELA DIAGRAM

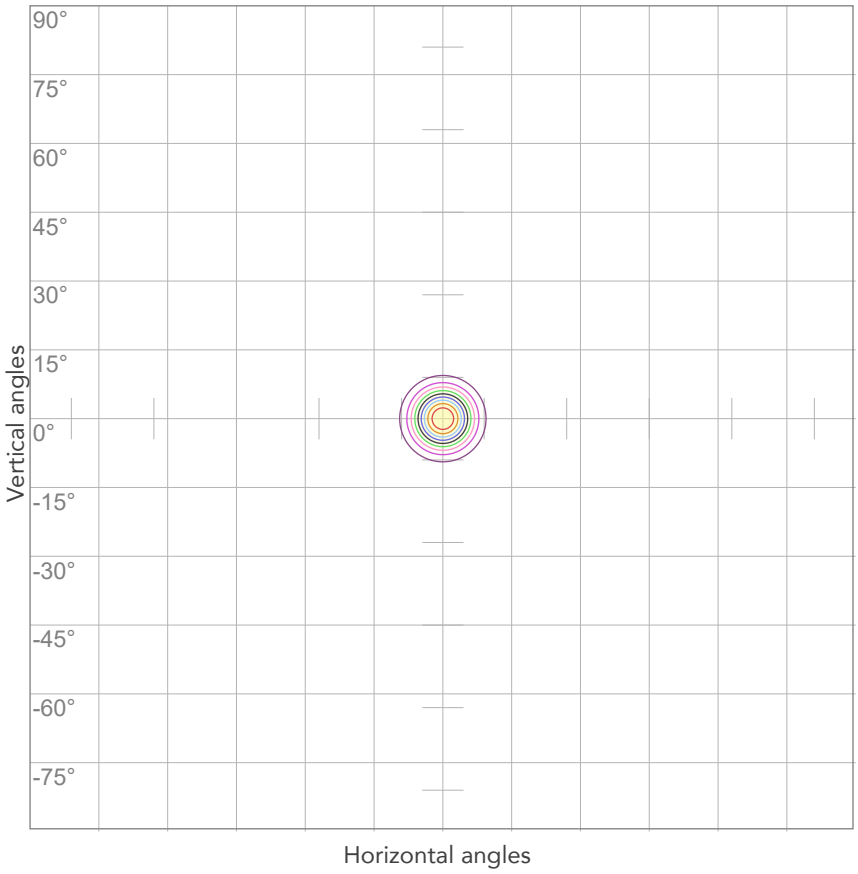

10%	613 cd
20%	1227 cd
30%	1840 cd
40%	2453 cd
50%	3067 cd
60%	3680 cd
70%	4294 cd
80%	4907 cd

Conditions:

Number of c-planes: 2

Candela at center: 6134 cd

ISO LUX DIAGRAM

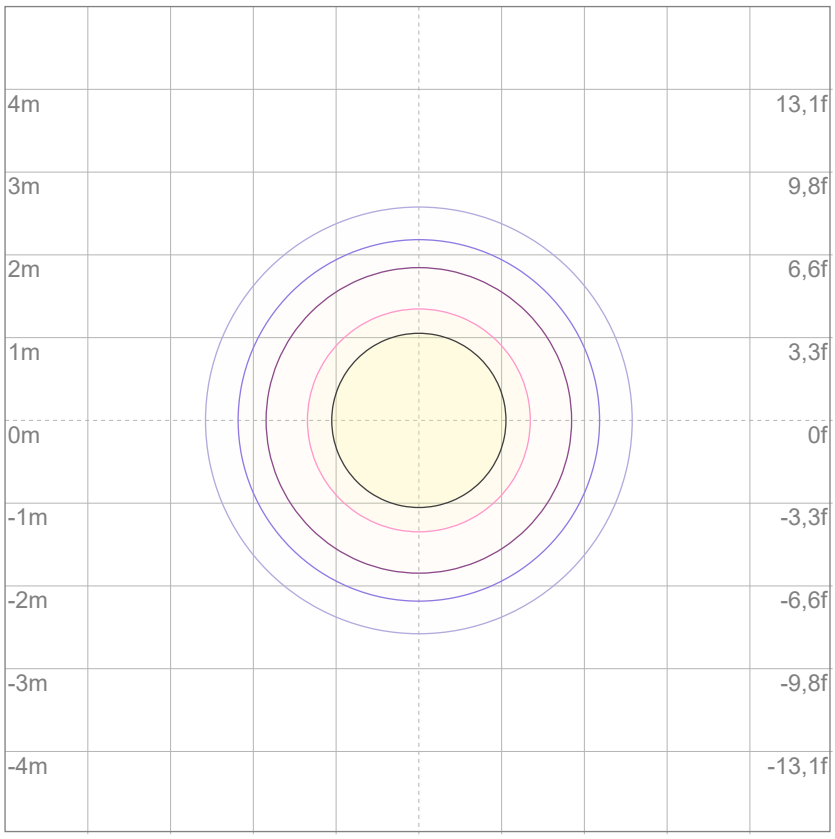

Mounting height: 10 meters (33 feet)

3%	1,84 lx
5%	3,07 lx
10%	6,13 lx
30%	18,4 lx
50%	30,7 lx

Conditions:

Number of c-planes: 2

Lux at center: 61,3 lx

Lux distribution on a surface when lamp is mounted at 10 meters from the surface.

Total lumen output:

372 lm

Peak candela output:

1409 cd

Light quality:

CRI: 83,0

Color temperature:

2934 K

PRODUCT NAME:

ARCSPOTXSFC

MEASURAMENT CONDITIONS:

Beam angle:
10° + 20° Filter

Target:
White

Operator:
Salvatore Giglio

Date and time:
21/05/2024 12:45:02

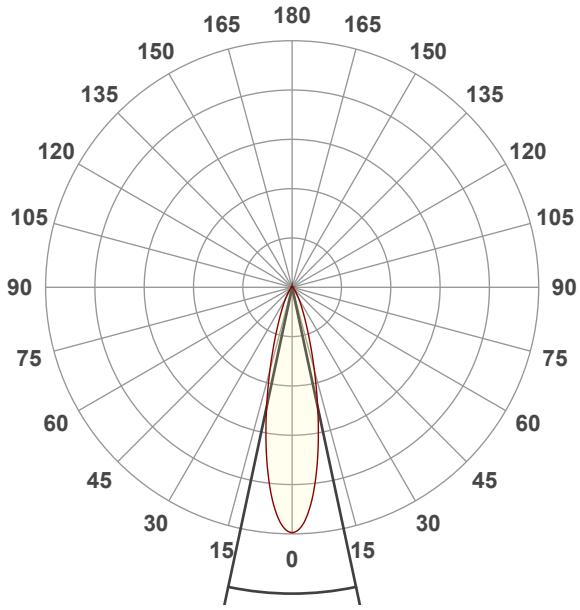

Beam angle 50%: 24,1°
Field angle 10%: 49,3°
Cut off angle 2.5%: 74,6°

Spectra

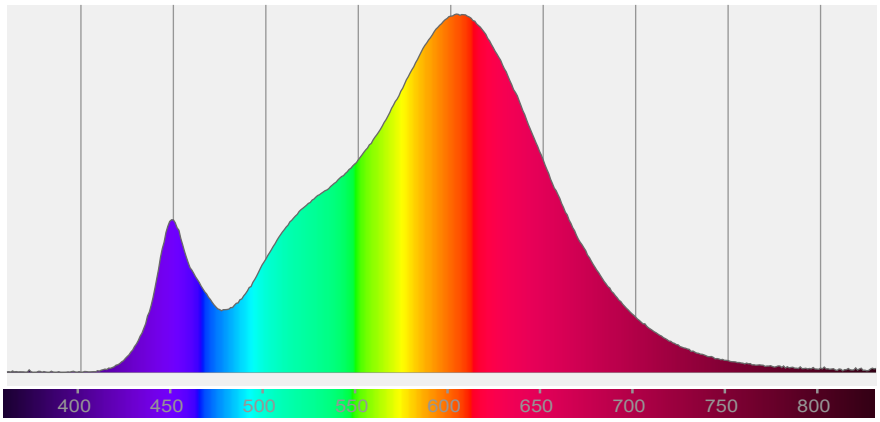

COLOR DETAILS

PROLIGHTS

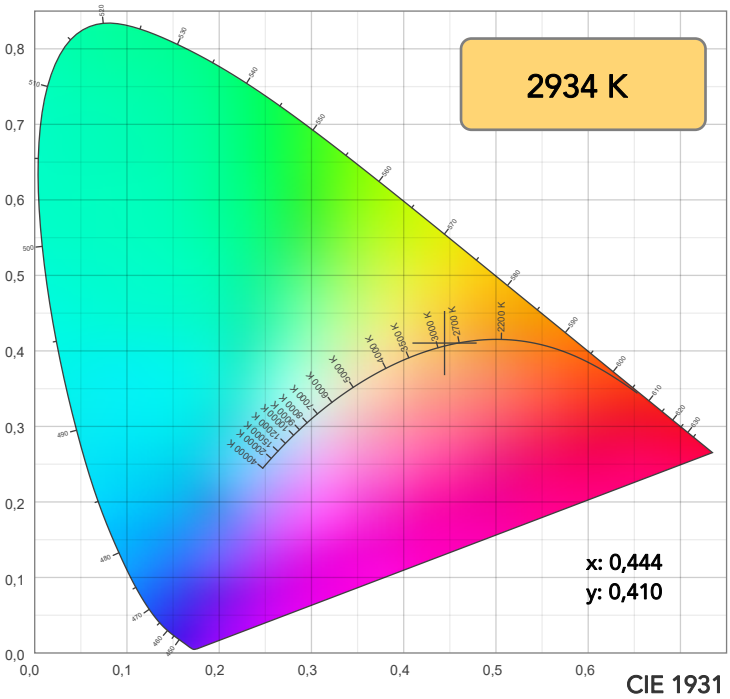

CIE 1931

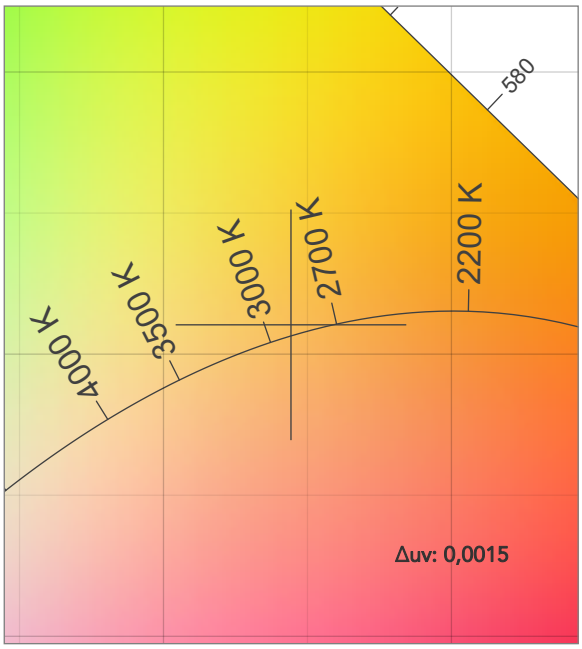

CIE 1931 ZOOM

TM30: 85,8

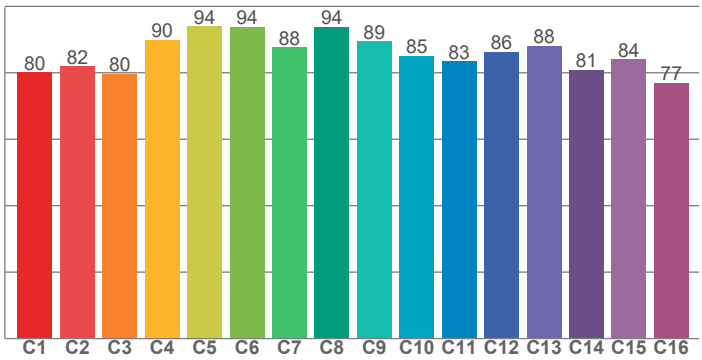

CRI: 83,0 (R1-R8)

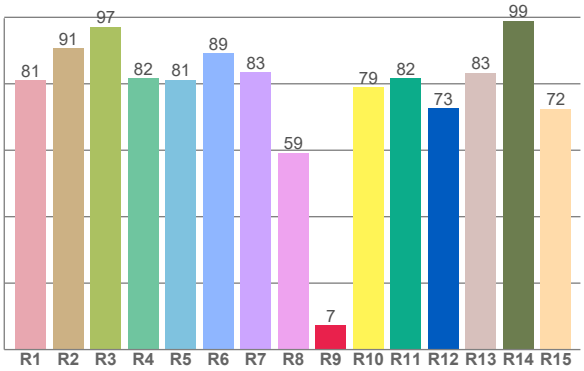

CRI R values, only R1-R8 are used to calculate final CRI value

R1	R2	R3	R4	R5	R6	R7	R8	R9	R10	R11	R12	R13	R14	R15
81,1	90,6	97,2	81,8	81,2	89,2	83,4	59,3	7,2	79,0	81,6	72,6	83,3	99,0	72,4

TM30 C values, 16 binned values out of total of 99 C values

C1	C2	C3	C4	C5	C6	C7	C8	C9	C10	C11	C12	C13	C14	C15	C16
80,2	81,9	79,7	89,9	94,0	93,9	87,6	93,7	89,5	85,1	83,5	86,3	88,2	80,8	84,0	77,0

CQS Q values

Q1	Q2	Q3	Q4	Q5	Q6	Q7	Q8	Q9	Q10	Q11	Q12	Q13	Q14	Q15
77,4	94,8	84,7	81,9	83,9	84,0	84,2	87,3	95,4	90,5	87,7	85,0	83,2	70,9	73,2

CQS: 82,8

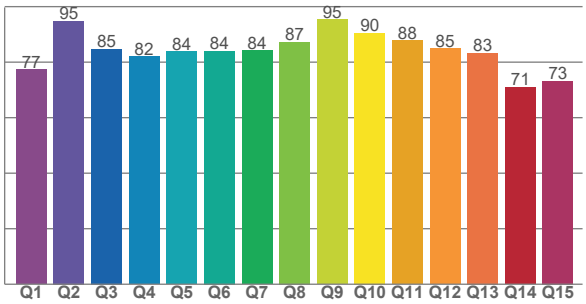

COLOR PARAMETERS

Color temperature	Color rendering index	Red component	Color fidelity	Color gamut	Color quality scale	Television lighting index	Color coordinate cie 1931	Color coordinate cie 1931	Color diviation from black body
CCT	CRI	CRI R9	TM30 Rf	TM30 Rg	CQS	TLCI	x	y	Δuv
2934 K	83,0	7,2	85,8	95,6	82,8	69	0,444	0,410	0,0015

PROLIGHTS is a trademark of
MUSIC & LIGHTS S.r.l.
musiclights.it

Via A. Olivetti snc
04026 - Minturno (LT) ITALY
Tel: +39 0771 72190

prolights.it
info@prolights.it

TM30 DETAILS

PROLIGHTS

Rf 85,8

Fidelity index Rf

Rg 95,6

Gammut index

		Graphic shifts (%)	
Hue Bin	R_f	Chroma	Hue
1	80	-11%	-1%
2	82	-8%	6%
3	80	-3%	10%
4	90	0%	6%
5	94	2%	4%
6	94	2%	-2%
7	88	-4%	-7%
8	94	-3%	-1%
9	89	-6%	3%
10	85	-5%	8%
11	83	-1%	12%
12	86	6%	3%
13	88	5%	-7%
14	81	4%	-15%
15	84	-3%	-10%
16	77	-9%	-16%

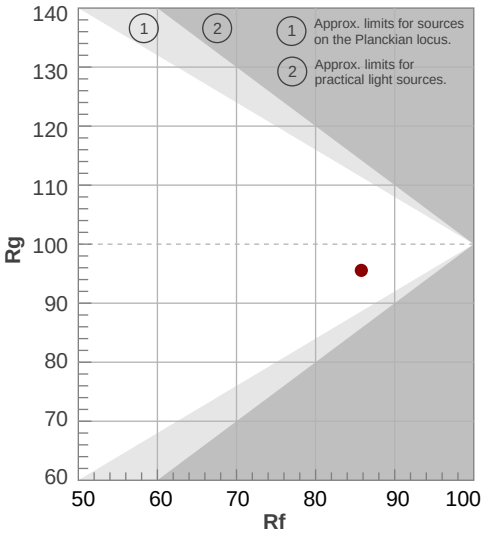

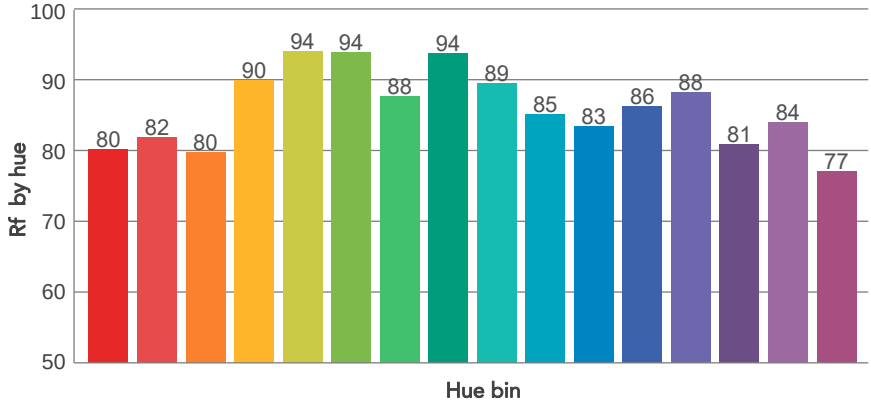

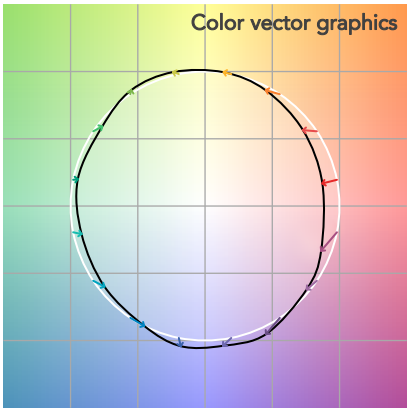

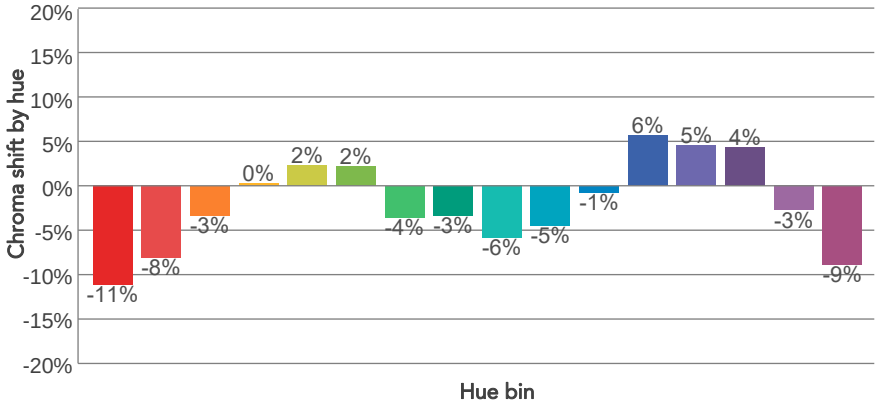

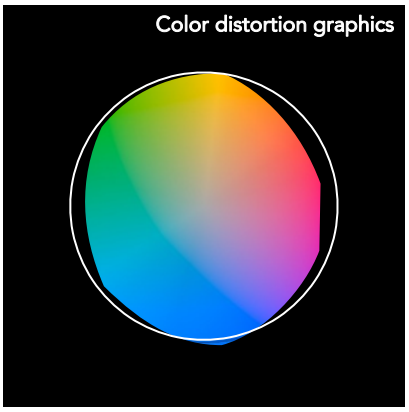

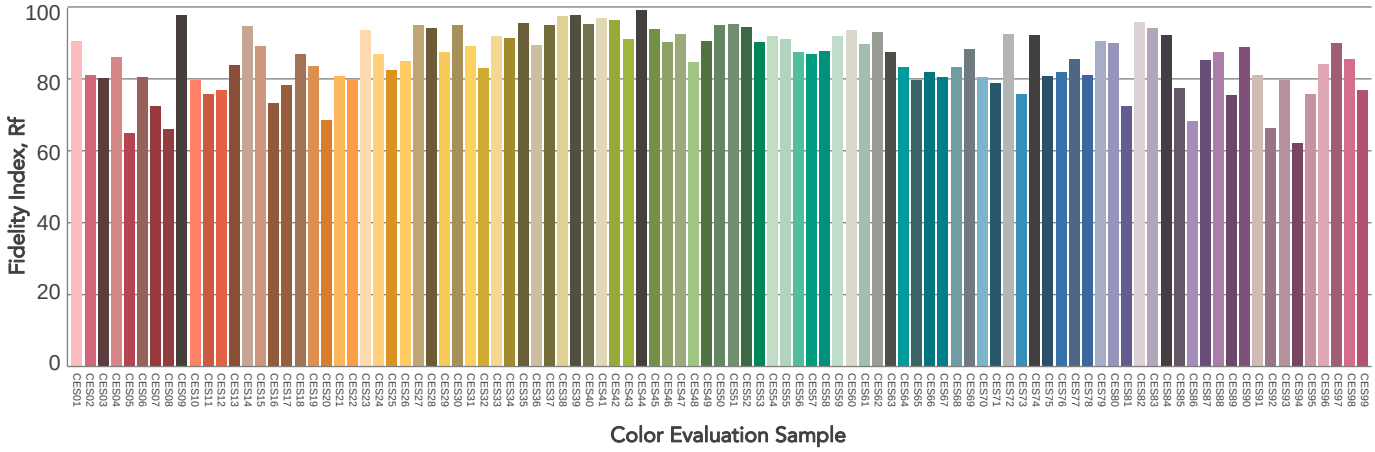

PROLIGHTS is a trademark of
MUSIC & LIGHTS S.r.l.
musiclights.it

Via A. Olivetti snc
04026 - Minturno (LT) ITALY
Tel: +39 0771 72190

prolights.it
info@prolights.it

BEAM DETAILS

Beam angle 50%	Field angle 10%	Cut off angle 2,5%	Intensity ratio in 120° cone	Intensity ratio in 90° cone
24,1°	49,3°	74,6°	97,0%	93,0%

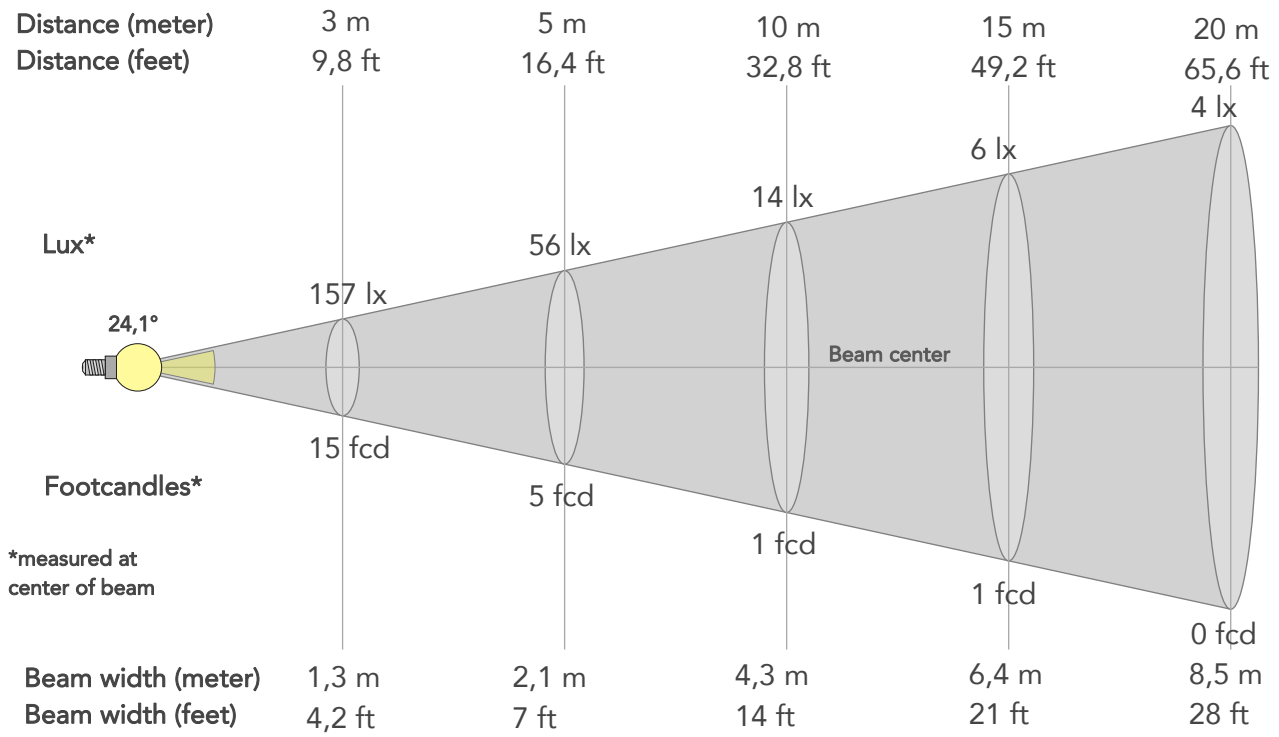

BEAM INTENSITIES AND WIDTHS

Distance	1m	2m	3m	4m	5m	7,5m	10m	15m	20m	25m	30m	40m	50m
Distance	3,3ft	6,6ft	9,8ft	13,1ft	16,4ft	24,6ft	32,8ft	49,2ft	65,6ft	82ft	98,4ft	131,2ft	164ft
Lux	1409lx	352lx	157lx	88lx	56lx	25lx	14lx	6lx	4lx	2lx	2lx	1lx	1lx
Footcand.	131fcd	33fcd	15fcd	8fcd	5fcd	2fcd	1fcd	1fcd	0fcd	0fcd	0fcd	0fcd	0fcd
Beam wid.	0,4m	0,9m	1,3m	1,7m	2,1m	3,2m	4,3m	6,4m	8,5m	10,7m	12,8m	17,1m	21,3m
Beam wid.	1,4ft	2,8ft	4,2ft	5,6ft	7ft	10,5ft	14ft	21ft	28ft	35ft	42ft	56ft	70ft

LINEAR DISTRIBUTION DIAGRAM

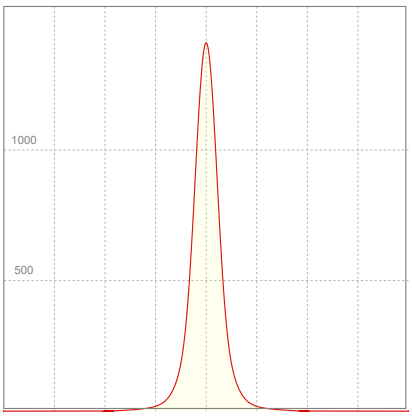

ELECTRICAL SPECIFICATIONS

Input voltage	Input current	Input power	Power FC	Effeciency
229V	0,077A	8,5W	0,48	44lm/W

PROLIGHTS is a trademark of
MUSIC & LIGHTS S.r.l.
musiclights.it

Via A. Olivetti snc
04026 - Minturno (LT) ITALY
Tel: +39 0771 72190

prolights.it
info@prolights.it

ISO DIAGRAMS

ISO CANDELA DIAGRAM

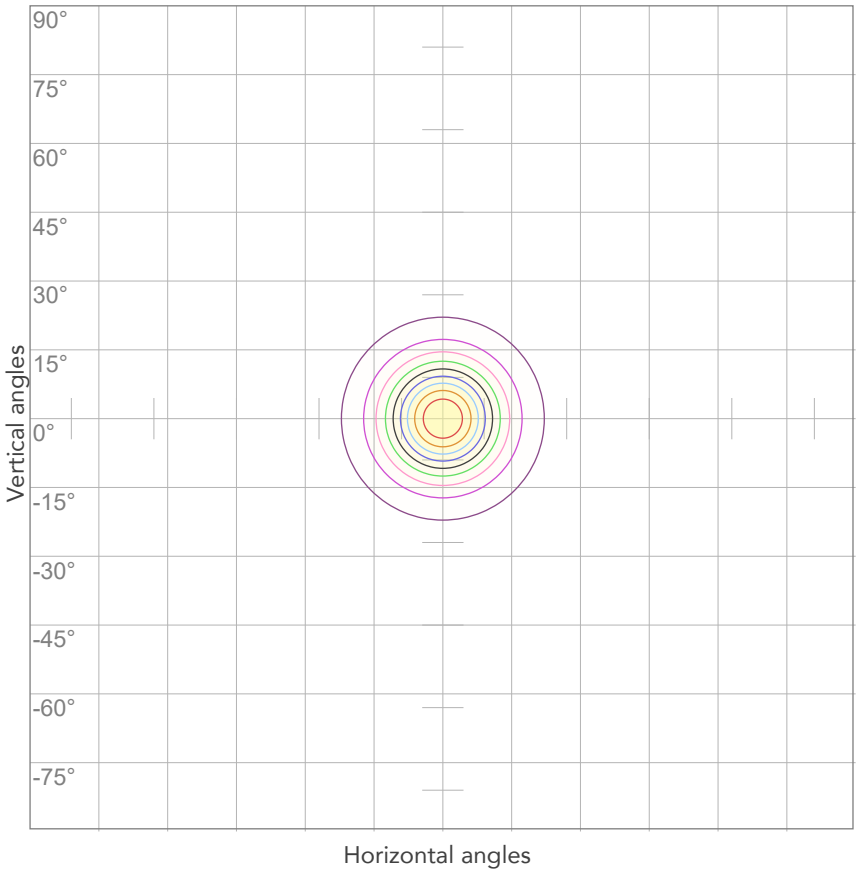

10%	141 cd
20%	282 cd
30%	423 cd
40%	564 cd
50%	704 cd
60%	845 cd
70%	986 cd
80%	1127 cd

Conditions:

Number of c-planes: 2

Candela at center: 1409 cd

ISO LUX DIAGRAM

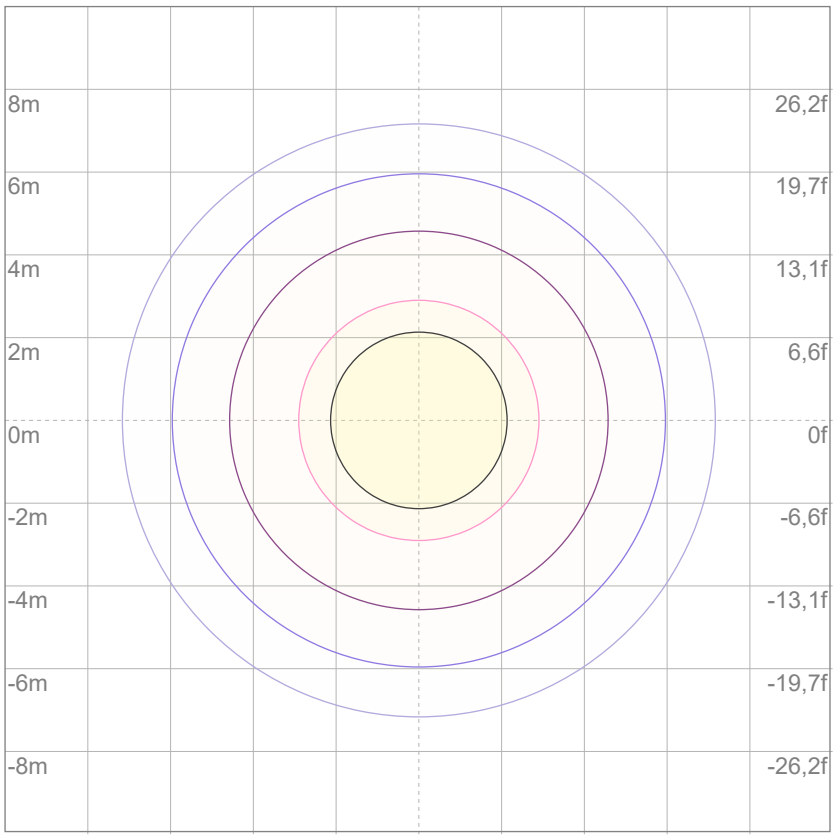

Mounting height: 10 meters (33 feet)

3%	0,423 lx
5%	0,704 lx
10%	1,41 lx
30%	4,23 lx
50%	7,04 lx

Conditions:

Number of c-planes: 2

Lux at center: 14,1 lx

Lux distribution on a surface when lamp is mounted at 10 meters from the surface.

Total lumen output:

362 lm

Peak candela output:

468 cd

Light quality:

CRI: 82,8

Color temperature:

2934 K

PRODUCT NAME:

ARCSPOTXSFC

MEASURAMENT CONDITIONS:

Beam angle:
10° + 40° Filter

Target:
White

Operator:
Salvatore Giglio

Date and time:
21/05/2024 14:49:07

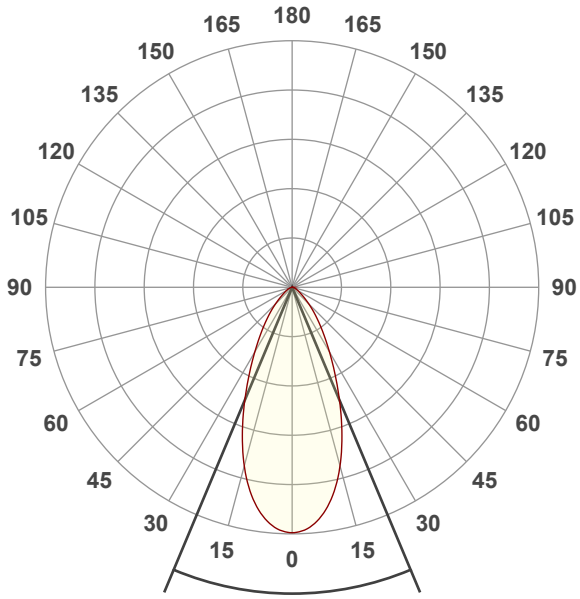

Beam angle 50%: 45,5°
Field angle 10%: 89,3°
Cut off angle 2.5%: 122°

Spectra

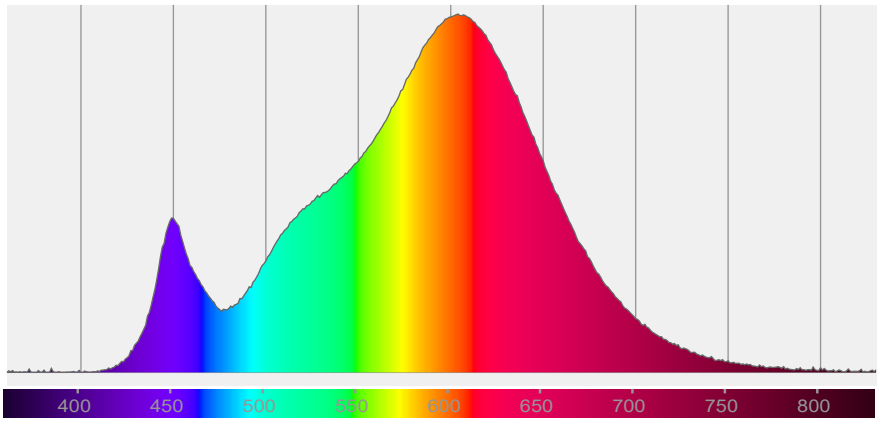

COLOR DETAILS

PROLIGHTS

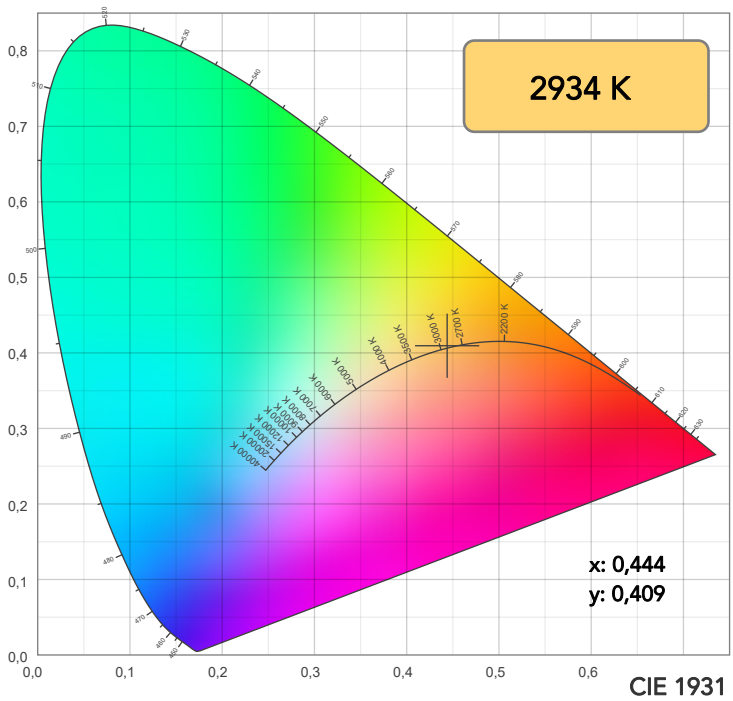

CIE 1931

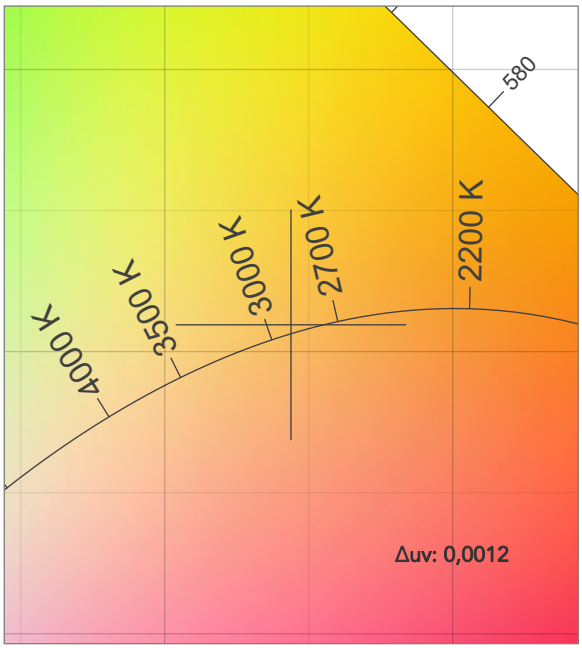

CIE 1931 ZOOM

TM30: 85,6

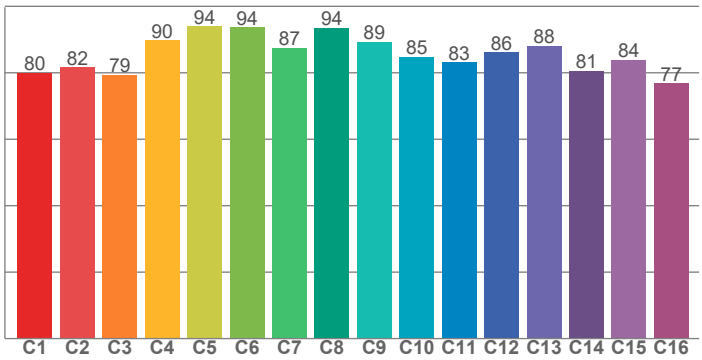

CRI: 82,8 (R1-R8)

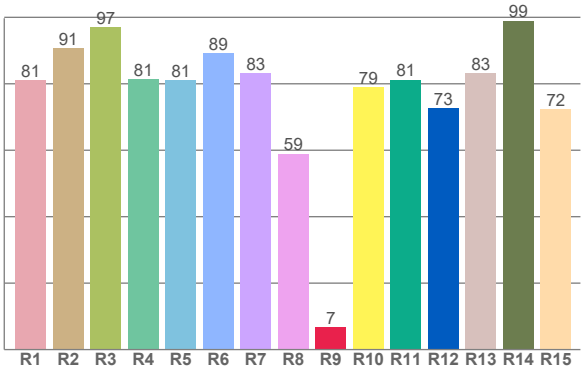

CRI R values, only R1-R8 are used to calculate final CRI value

R1	R2	R3	R4	R5	R6	R7	R8	R9	R10	R11	R12	R13	R14	R15
81,0	90,7	97,0	81,5	81,1	89,2	83,1	58,9	6,7	79,0	81,2	72,6	83,2	99,0	72,4

TM30 C values, 16 binned values out of total of 99 C values

C1	C2	C3	C4	C5	C6	C7	C8	C9	C10	C11	C12	C13	C14	C15	C16
80,0	81,6	79,3	89,8	93,9	93,7	87,5	93,5	89,3	84,7	83,2	86,1	88,1	80,6	83,9	76,8

CQS Q values

Q1	Q2	Q3	Q4	Q5	Q6	Q7	Q8	Q9	Q10	Q11	Q12	Q13	Q14	Q15
77,3	94,8	84,4	81,5	83,6	83,8	83,9	87,0	95,3	90,3	87,4	84,6	82,9	70,8	73,0

CQS: 82,6

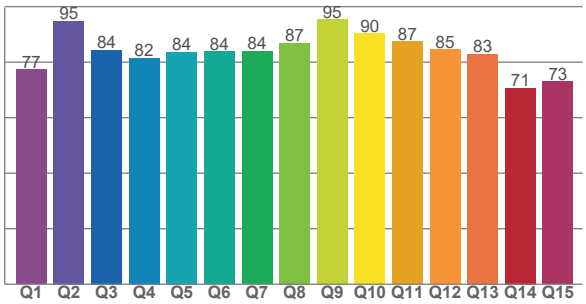

COLOR PARAMETERS

Color temperature	Color rendering index	Red component	Color fidelity	Color gamut	Color quality scale	Television lighting index	Color coordinate cie 1931	Color coordinate cie 1931	Color diviation from black body
CCT	CRI	CRI R9	TM30 Rf	TM30 Rg	CQS	TLCI	x	y	Δuv
2934 K	82,8	6,7	85,6	95,6	82,6	69	0,444	0,409	0,0012

PROLIGHTS is a trademark of
MUSIC & LIGHTS S.r.l.
musiclights.it

Via A. Olivetti snc
04026 - Minturno (LT) ITALY
Tel: +39 0771 72190

prolights.it
info@prolights.it

TM30 DETAILS

PROLIGHTS

Rf 85,6

Fidelity index Rf

Rg 95,6

Gammut index

		Graphic shifts (%)	
Hue Bin	R_f	Chroma	Hue
1	80	-11%	0%
2	82	-8%	7%
3	79	-3%	10%
4	90	0%	6%
5	94	2%	4%
6	94	2%	-2%
7	87	-4%	-7%
8	94	-3%	-1%
9	89	-6%	3%
10	85	-5%	8%
11	83	-1%	12%
12	86	6%	3%
13	88	5%	-7%
14	81	4%	-15%
15	84	-3%	-10%
16	77	-9%	-16%

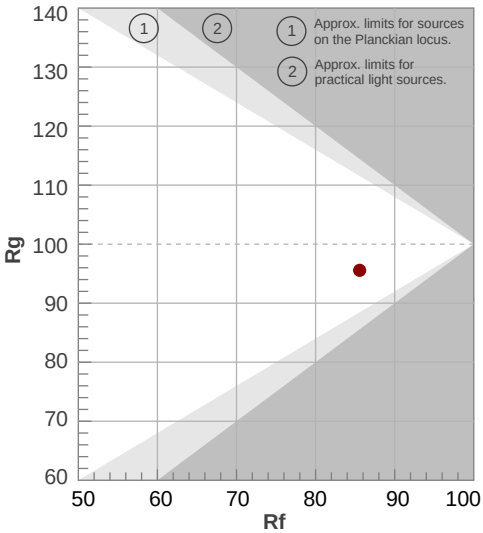

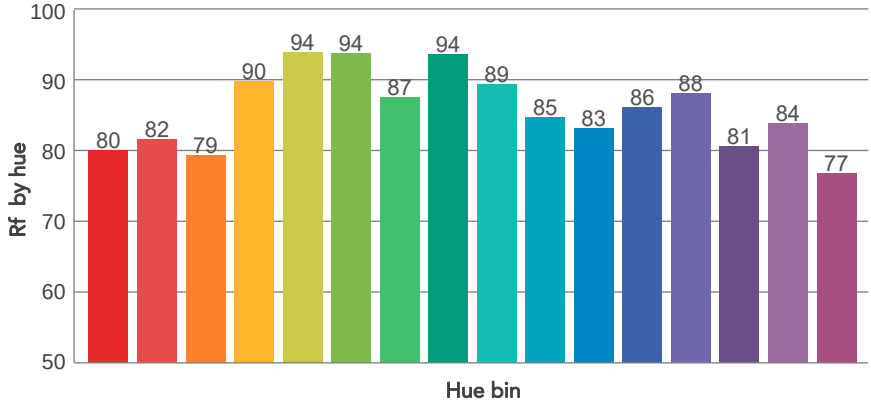

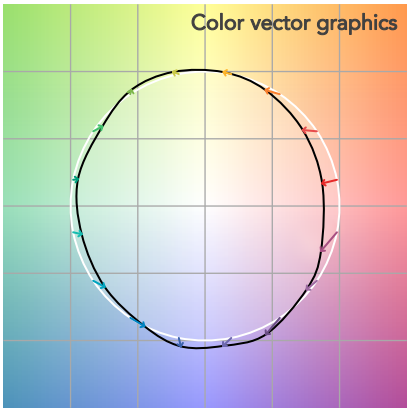

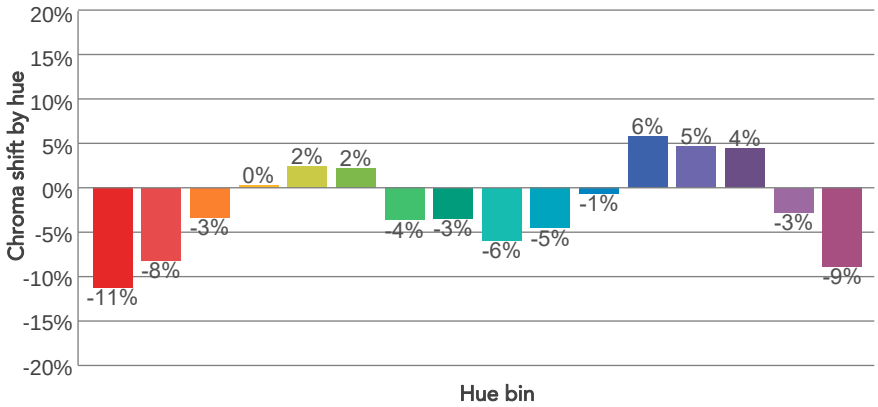

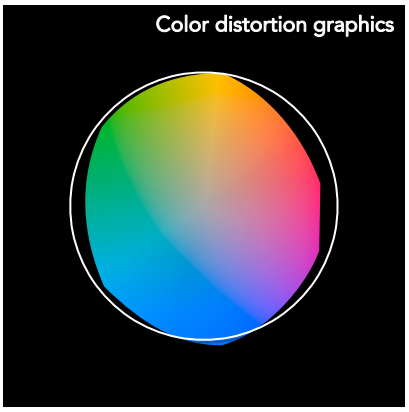

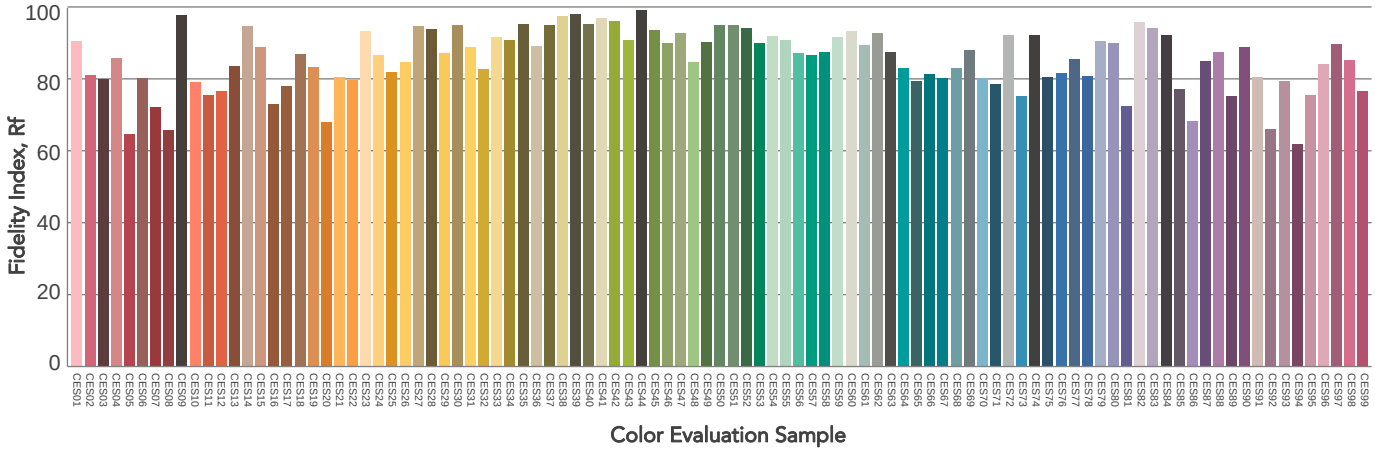

PROLIGHTS is a trademark of
MUSIC & LIGHTS S.r.l.
musiclights.it

Via A. Olivetti snc
04026 - Minturno (LT) ITALY
Tel: +39 0771 72190

prolights.it
info@prolights.it

BEAM DETAILS

Beam angle 50%	Field angle 10%	Cut off angle 2,5%	Intensity ratio in 120° cone	Intensity ratio in 90° cone
45,5°	89,3°	122°	96,1%	87,4%

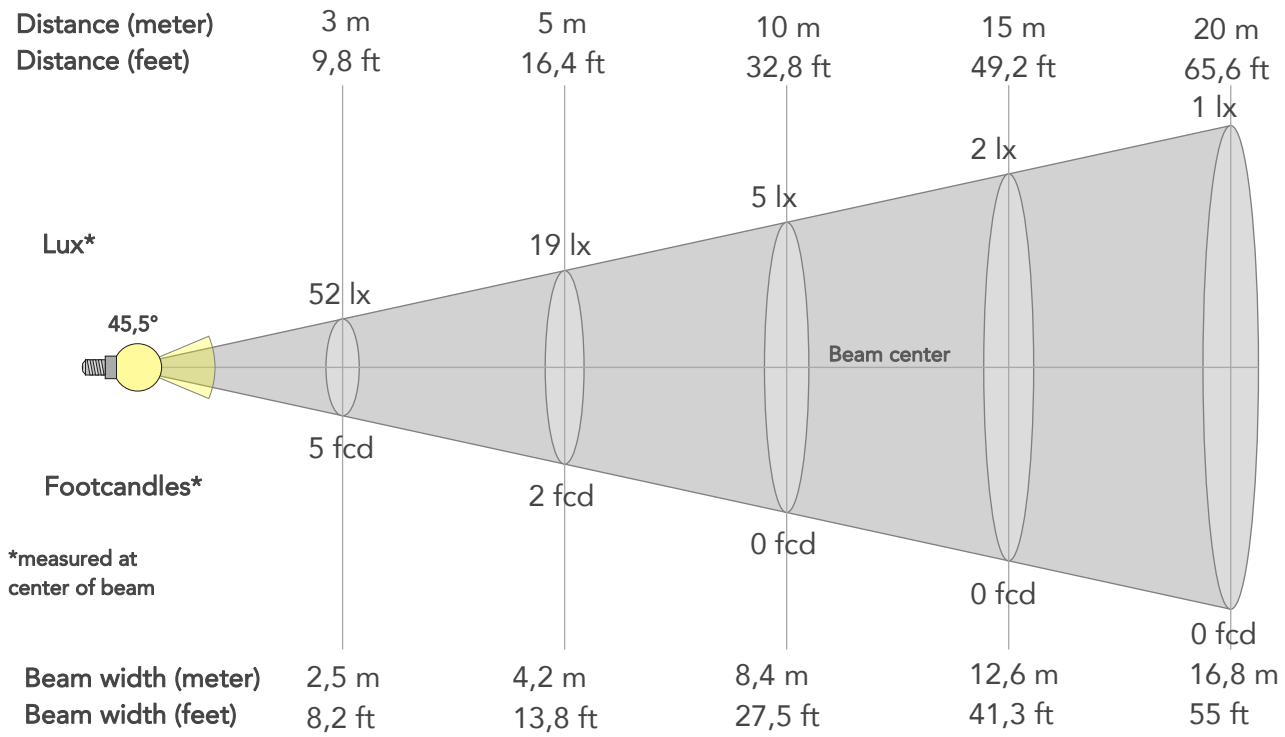

BEAM INTENSITIES AND WIDTHS

Distance	1m	2m	3m	4m	5m	7,5m	10m	15m	20m	25m	30m	40m	50m
Distance	3,3ft	6,6ft	9,8ft	13,1ft	16,4ft	24,6ft	32,8ft	49,2ft	65,6ft	82ft	98,4ft	131,2ft	164ft
Lux	468lx	117lx	52lx	29lx	19lx	8lx	5lx	2lx	1lx	1lx	1lx	0lx	0lx
Footcand.	44fcd	11fcd	5fcd	3fcd	2fcd	1fcd	0fcd	0fcd	0fcd	0fcd	0fcd	0fcd	0fcd
Beam wid.	0,8m	1,7m	2,5m	3,4m	4,2m	6,3m	8,4m	12,6m	16,8m	21m	25,2m	33,6m	41,9m
Beam wid.	2,8ft	5,5ft	8,2ft	11ft	13,8ft	20,6ft	27,5ft	41,3ft	55ft	68,8ft	82,5ft	110ft	137,6ft

LINEAR DISTRIBUTION DIAGRAM

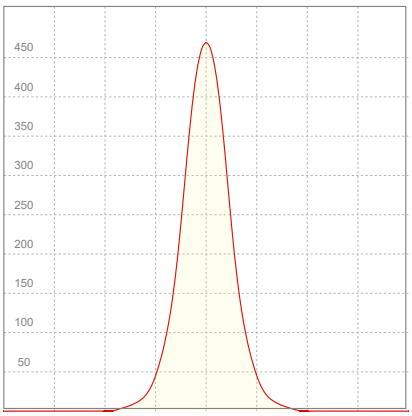

ELECTRICAL SPECIFICATIONS

Input voltage	Input current	Input power	Power FC	Effeciency
228V	0,077A	8,4W	0,48	43lm/W

PROLIGHTS is a trademark of
MUSIC & LIGHTS S.r.l.
musiclights.it

Via A. Olivetti snc
04026 - Minturno (LT) ITALY
Tel: +39 0771 72190

prolights.it
info@prolights.it

ISO DIAGRAMS

ISO CANDELA DIAGRAM

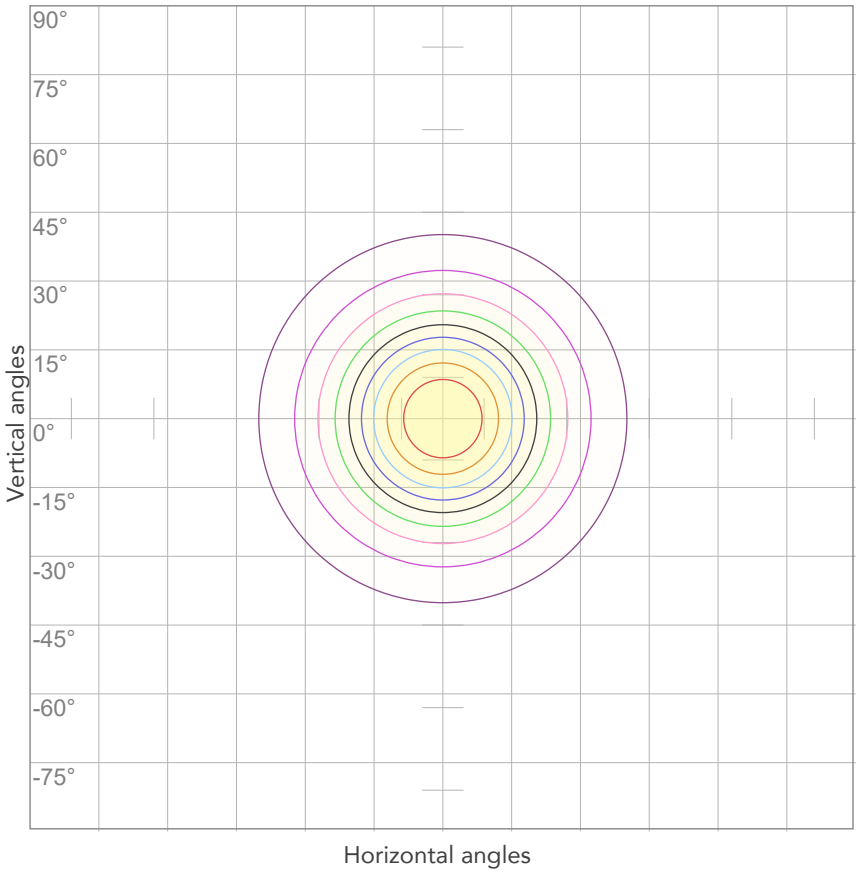

10%	47 cd
20%	94 cd
30%	140 cd
40%	187 cd
50%	234 cd
60%	281 cd
70%	328 cd
80%	375 cd

Conditions:

Number of c-planes: 2

Candela at center: 468 cd

ISO LUX DIAGRAM

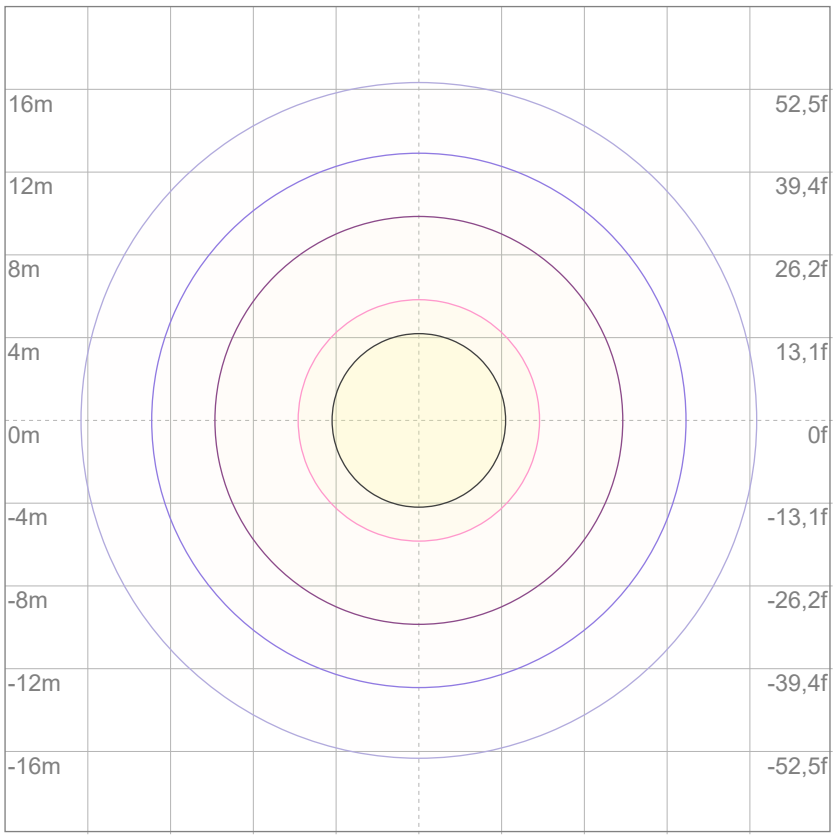

Mounting height: 10 meters (33 feet)

3%	0,140 lx
5%	0,234 lx
10%	0,468 lx
30%	1,40 lx
50%	2,34 lx

Conditions:

Number of c-planes: 2

Lux at center: 4,68 lx

Lux distribution on a surface when lamp is mounted at 10 meters from the surface.

Total lumen output:

351 lm

Peak candela output:

344 cd

Light quality:

CRI: 82,9

Color temperature:

2932 K

PRODUCT NAME:

ARCSPOTXSFC

MEASURAMENT CONDITIONS:

Beam angle:
10° + 60° Filter

Target:
White

Operator:
Salvatore Giglio

Date and time:
21/05/2024 15:23:08

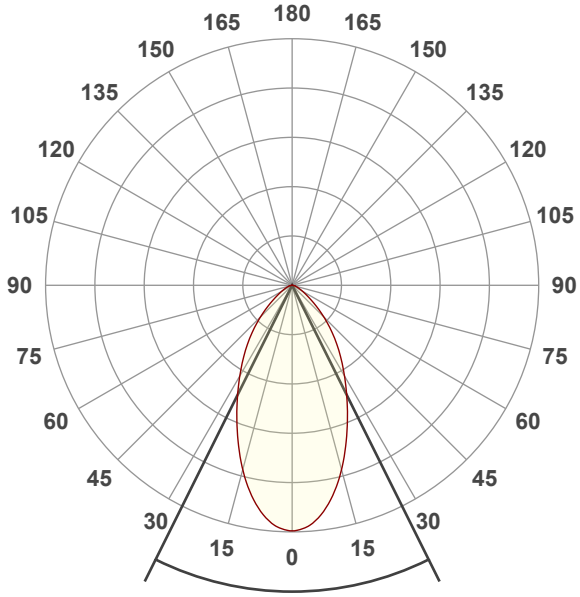

Beam angle 50%: 52,9°
Field angle 10%: 104,1°
Cut off angle 2.5%: 136,4°

Spectra

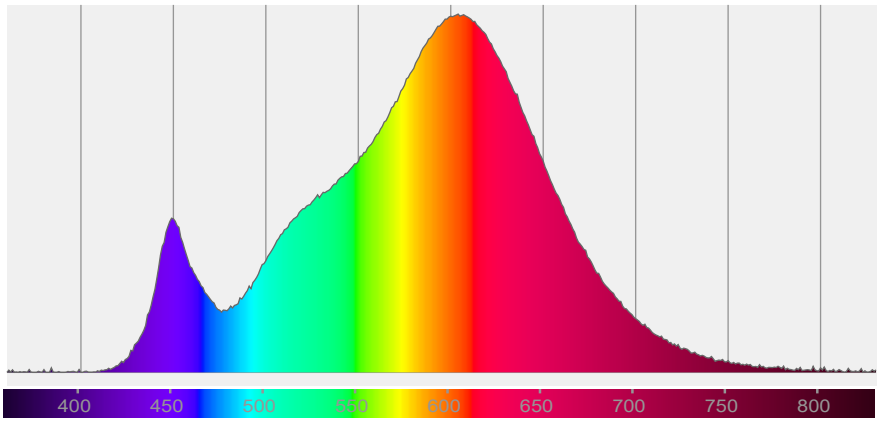

COLOR DETAILS

PROLIGHTS

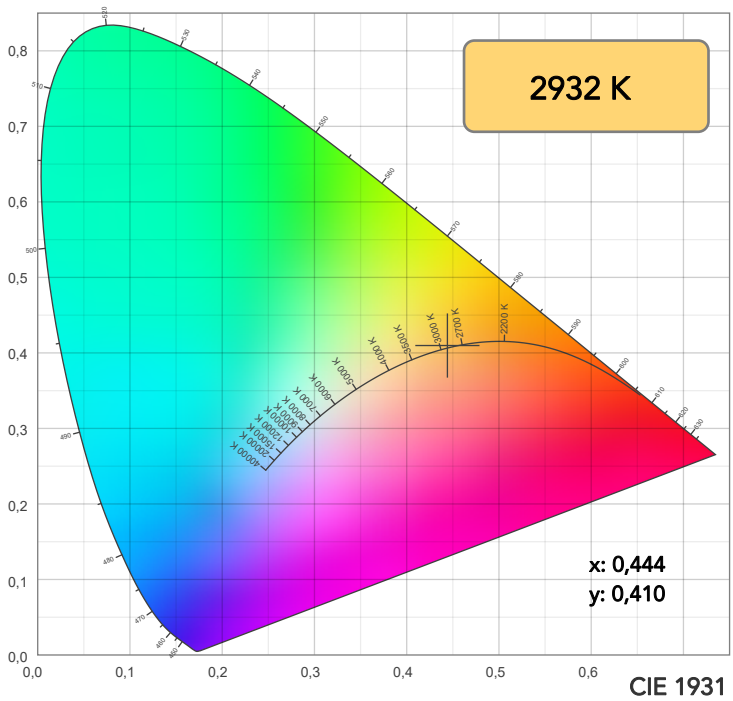

CIE 1931

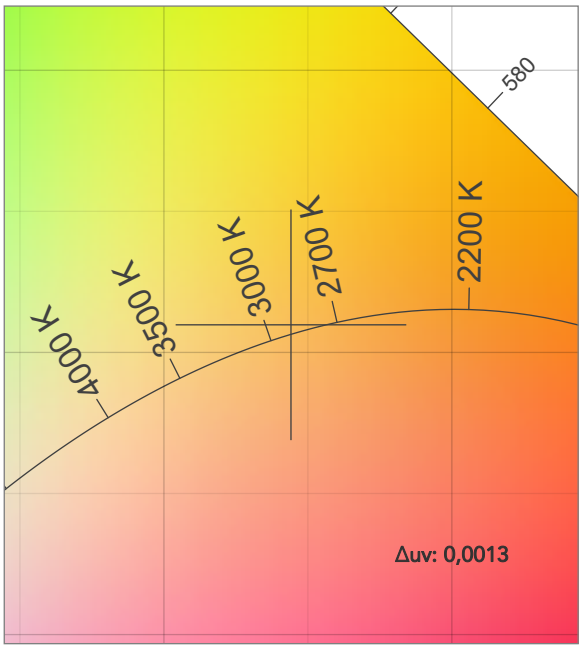

CIE 1931 ZOOM

TM30: 85,6

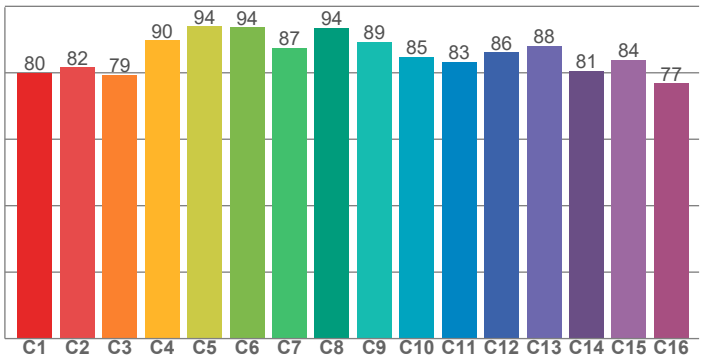

CRI: 82,9 (R1-R8)

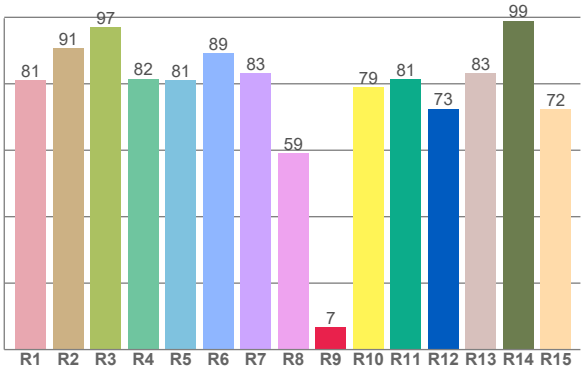

CRI R values, only R1-R8 are used to calculate final CRI value

R1	R2	R3	R4	R5	R6	R7	R8	R9	R10	R11	R12	R13	R14	R15
81,0	90,6	97,1	81,5	81,1	89,2	83,2	59,0	6,8	79,0	81,3	72,5	83,2	99,0	72,4

TM30 C values, 16 binned values out of total of 99 C values

C1	C2	C3	C4	C5	C6	C7	C8	C9	C10	C11	C12	C13	C14	C15	C16
80,0	81,7	79,4	89,8	93,9	93,7	87,5	93,6	89,3	84,8	83,2	86,1	88,1	80,6	83,9	76,8

CQS Q values

Q1	Q2	Q3	Q4	Q5	Q6	Q7	Q8	Q9	Q10	Q11	Q12	Q13	Q14	Q15
77,3	94,7	84,4	81,6	83,7	83,8	84,0	87,1	95,3	90,3	87,5	84,7	83,0	70,8	73,0

CQS: 82,6

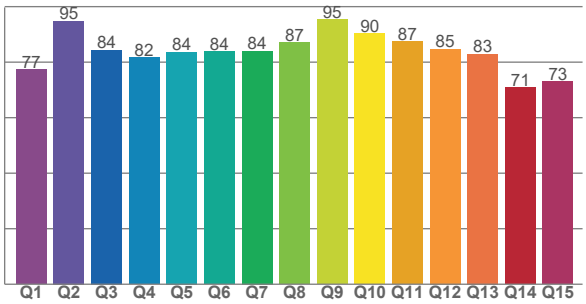

COLOR PARAMETERS

Color temperature	Color rendering index	Red component	Color fidelity	Color gamut	Color quality scale	Television lighting index	Color coordinate cie 1931	Color coordinate cie 1931	Color diviation from black body
CCT	CRI	CRI R9	TM30 Rf	TM30 Rg	CQS	TLCI	x	y	Δuv
2932 K	82,9	6,8	85,6	95,6	82,6	69	0,444	0,410	0,0013

PROLIGHTS is a trademark of
MUSIC & LIGHTS S.r.l.
musiclights.it

Via A. Olivetti snc
04026 - Minturno (LT) ITALY
Tel: +39 0771 72190

prolights.it
info@prolights.it

TM30 DETAILS

PROLIGHTS

Rf 85,6

Fidelity index Rf

Rg 95,6

Gammut index

		Graphic shifts (%)	
Hue Bin	R_f	Chroma	Hue
1	80	-11%	-1%
2	82	-8%	7%
3	79	-3%	10%
4	90	0%	6%
5	94	2%	4%
6	94	2%	-2%
7	87	-4%	-7%
8	94	-3%	-1%
9	89	-6%	3%
10	85	-5%	8%
11	83	-1%	12%
12	86	6%	3%
13	88	5%	-7%
14	81	4%	-15%
15	84	-3%	-10%
16	77	-9%	-16%

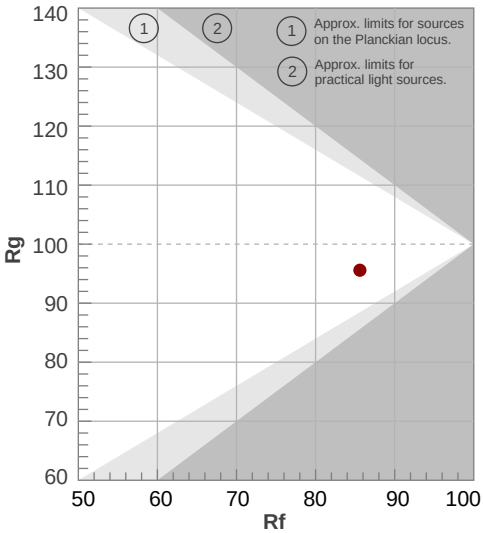

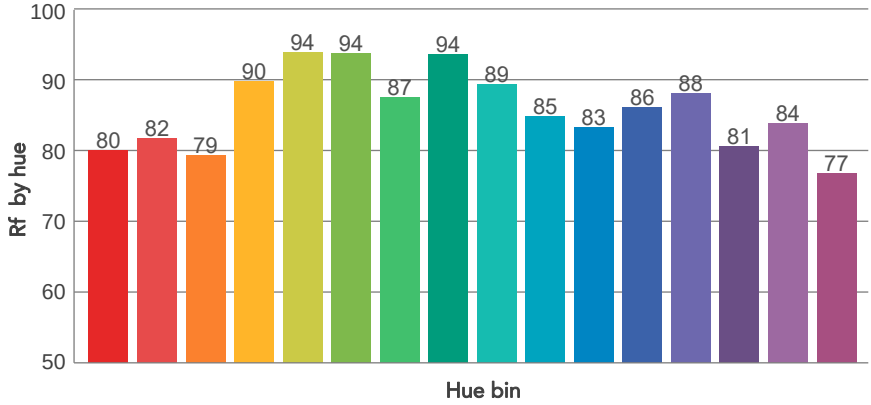

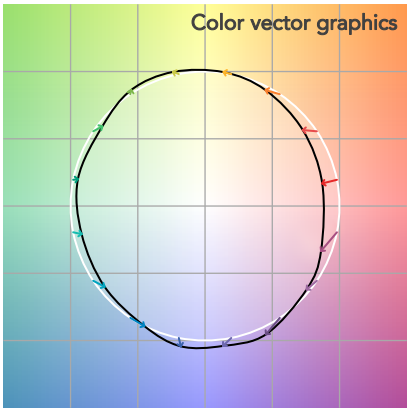

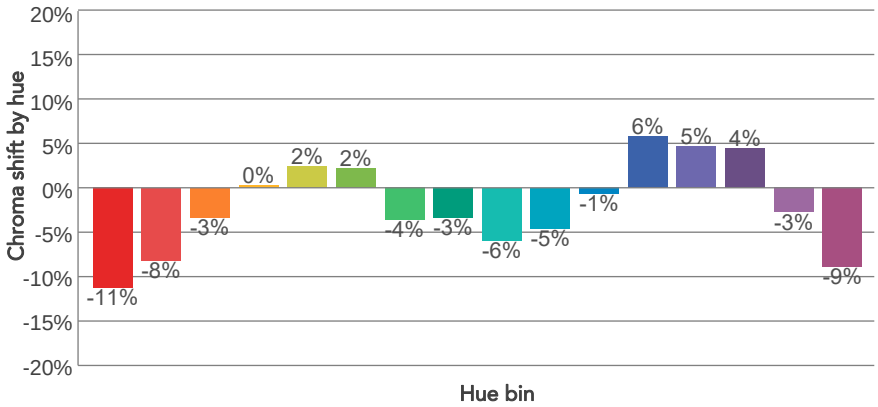

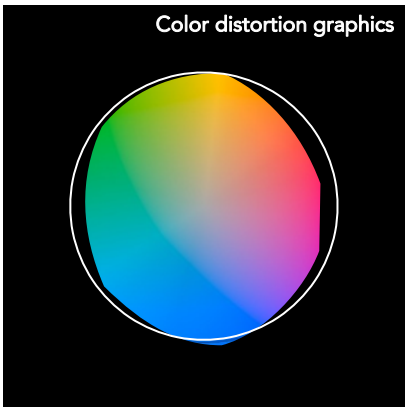

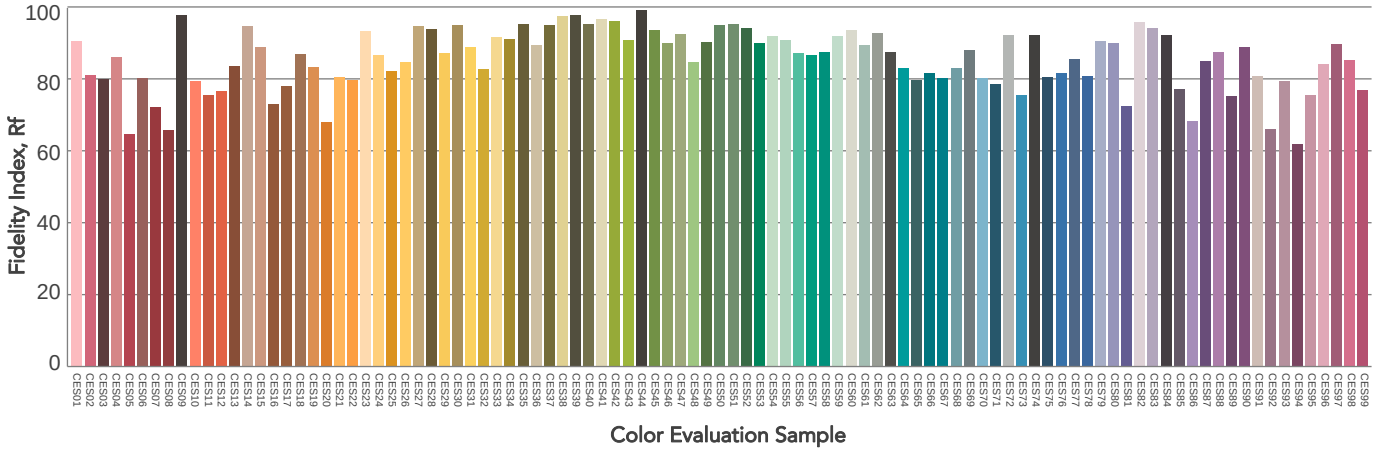

PROLIGHTS is a trademark of
MUSIC & LIGHTS S.r.l.
musiclights.it

Via A. Olivetti snc
04026 - Minturno (LT) ITALY
Tel: +39 0771 72190

prolights.it
info@prolights.it

BEAM DETAILS

Beam angle 50%	Field angle 10%	Cut off angle 2,5%	Intensity ratio in 120° cone	Intensity ratio in 90° cone
52,9°	104,1°	136,4°	95,3%	82,5%

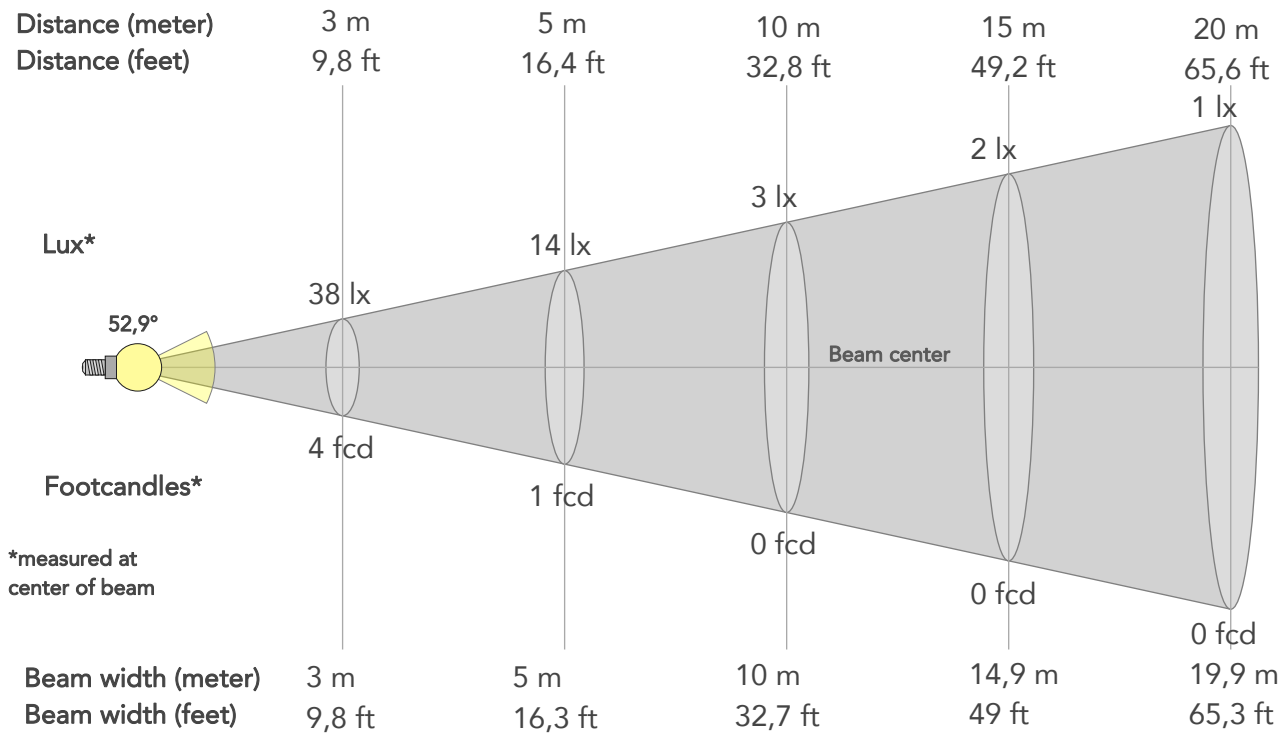

BEAM INTENSITIES AND WIDTHS

Distance	1m	2m	3m	4m	5m	7,5m	10m	15m	20m	25m	30m	40m	50m
Distance	3,3ft	6,6ft	9,8ft	13,1ft	16,4ft	24,6ft	32,8ft	49,2ft	65,6ft	82ft	98,4ft	131,2ft	164ft
Lux	344lx	86lx	38lx	21lx	14lx	6lx	3lx	2lx	1lx	1lx	0lx	0lx	0lx
Footcand.	32fcd	8fcd	4fcd	2fcd	1fcd	1fcd	0fcd	0fcd	0fcd	0fcd	0fcd	0fcd	0fcd
Beam wid.	1m	2m	3m	4m	5m	7,5m	10m	14,9m	19,9m	24,9m	29,9m	39,8m	49,8m
Beam wid.	3,3ft	6,6ft	9,8ft	13ft	16,3ft	24,5ft	32,7ft	49ft	65,3ft	81,6ft	98ft	130,6ft	163,3ft

LINEAR DISTRIBUTION DIAGRAM

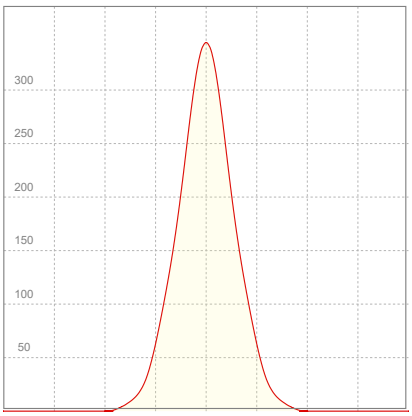

ELECTRICAL SPECIFICATIONS

Input voltage	Input current	Input power	Power FC	Effeciency
227V	0,076A	8,4W	0,49	42lm/W

PROLIGHTS is a trademark of
MUSIC & LIGHTS S.r.l.
musiclights.it

Via A. Olivetti snc
04026 - Minturno (LT) ITALY
Tel: +39 0771 72190

prolights.it
info@prolights.it

ISO DIAGRAMS

ISO CANDELA DIAGRAM

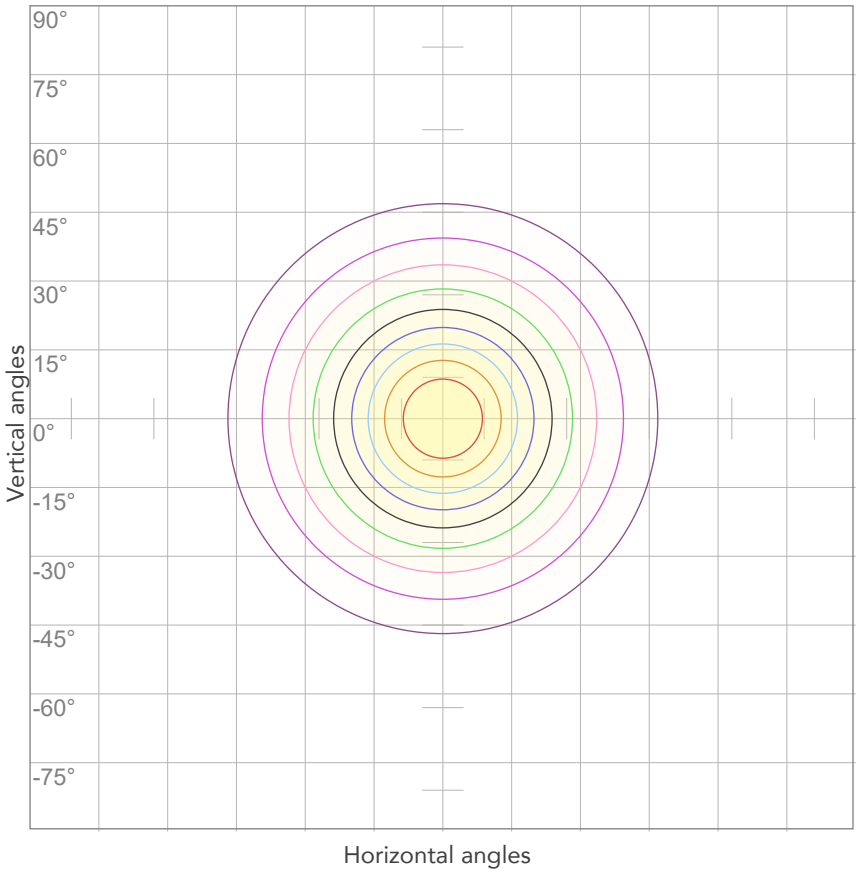

10%	34 cd
20%	69 cd
30%	103 cd
40%	137 cd
50%	172 cd
60%	206 cd
70%	241 cd
80%	275 cd

Conditions:

Number of c-planes: 2

Candela at center: 344 cd

ISO LUX DIAGRAM

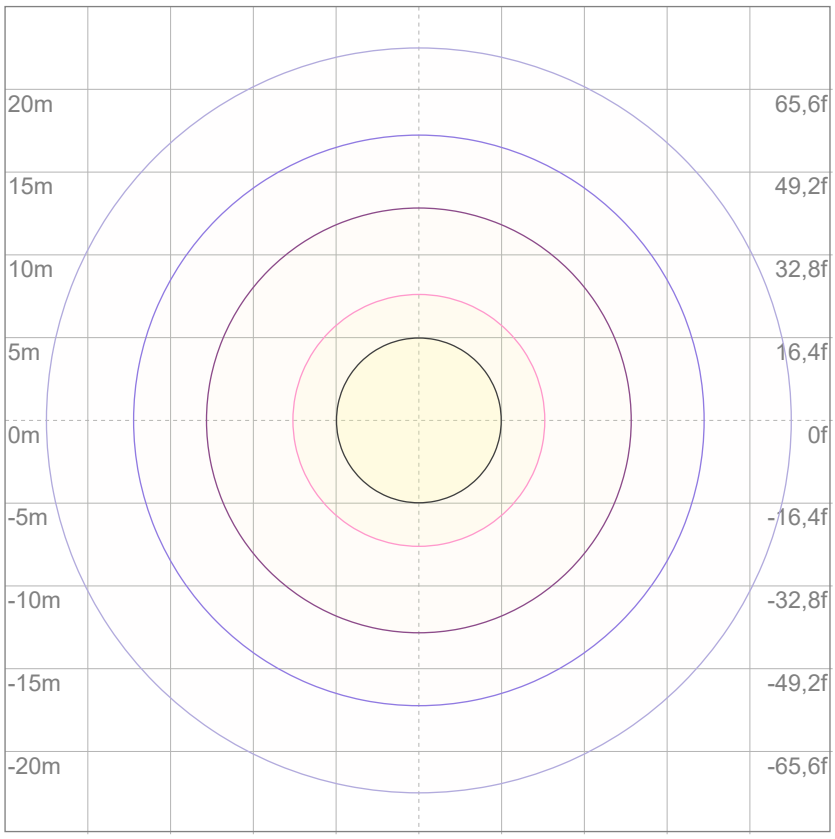

Mounting height: 10 meters (33 feet)

3%	0,103 lx
5%	0,172 lx
10%	0,344 lx
30%	1,03 lx
50%	1,72 lx

Conditions:

Number of c-planes: 2

Lux at center: 3,44 lx

Lux distribution on a surface when lamp is mounted at 10 meters from the surface.

Total lumen output:

505 lm

Peak candela output:

1060 cd

Light quality:

CRI: 82,9

Color temperature:

2932 K

PRODUCT NAME:

ARCSPOTXSFC

MEASURAMENT CONDITIONS:

Beam angle:
10° + 10° x 60° Filter

Target:
White

Operator:
Salvatore Giglio

Date and time:
21/05/2024 16:52:39

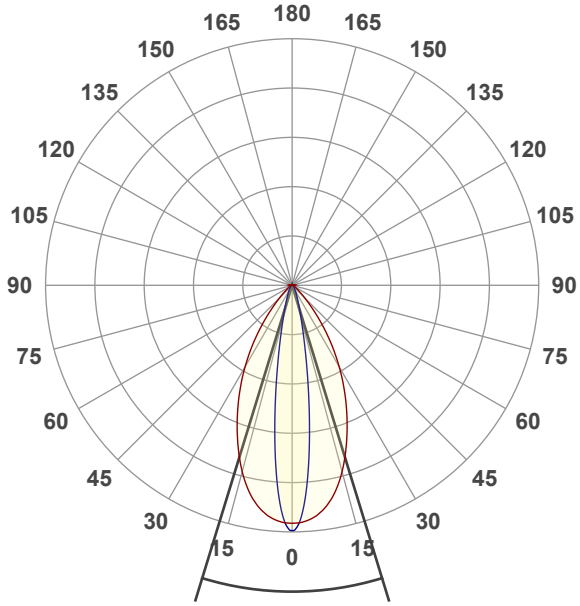

Beam angle 50%: 34,1°
Field angle 10%: 60,4°
Cut off angle 2.5%: 85°

Spectra

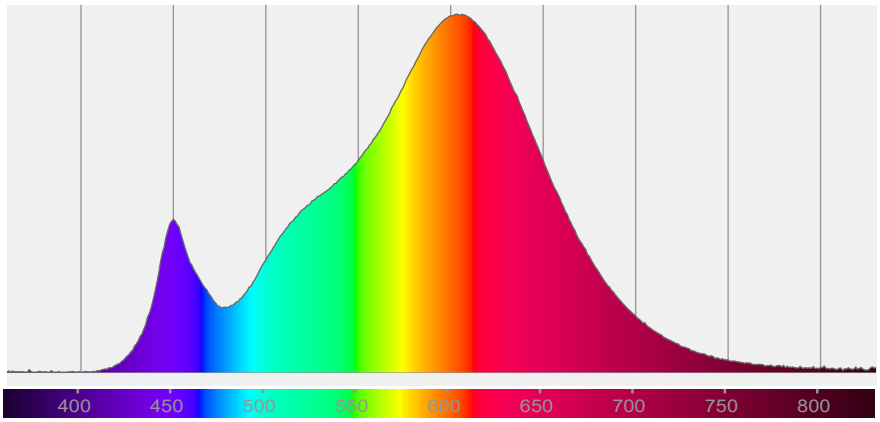

COLOR DETAILS

PROLIGHTS

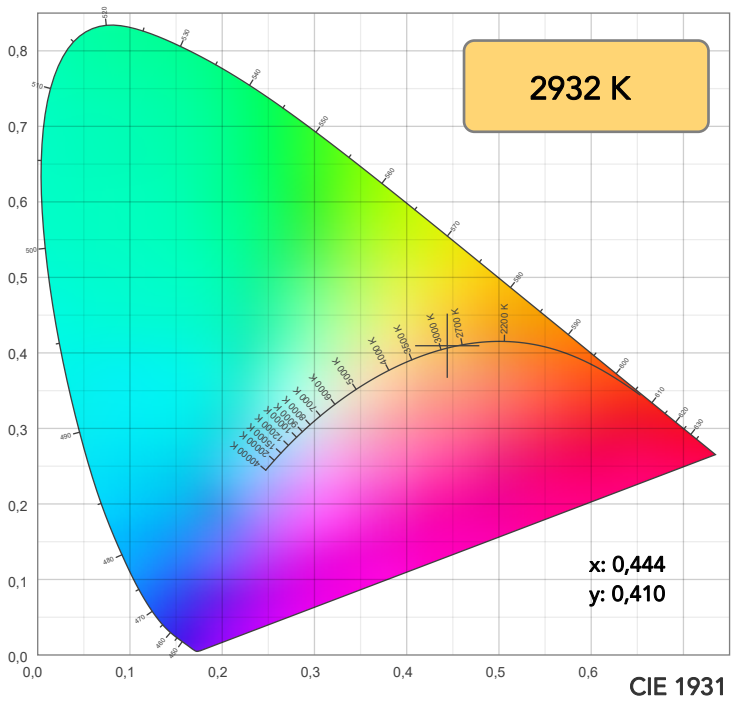

CIE 1931

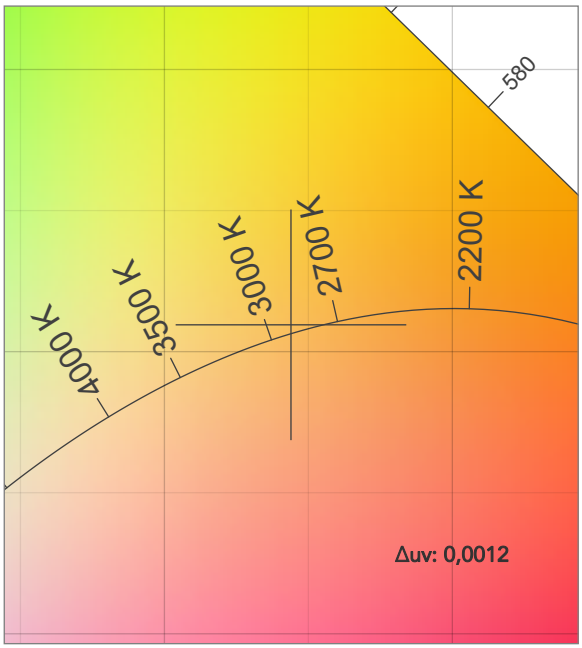

CIE 1931 ZOOM

TM30: 85,7

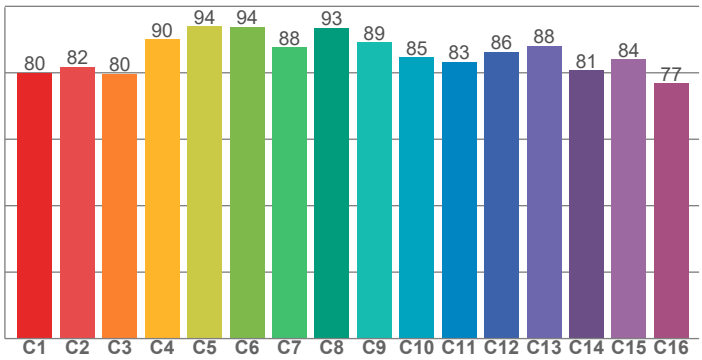

CRI: 82,9 (R1-R8)

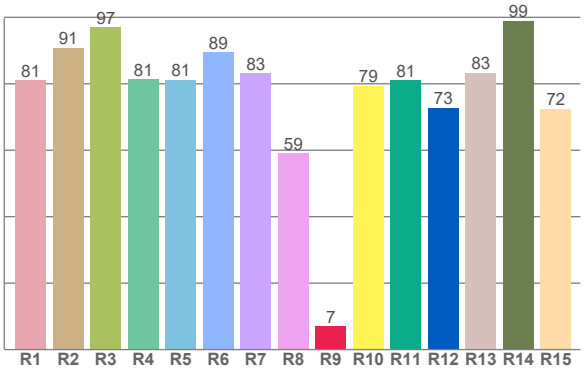

CRI R values, only R1-R8 are used to calculate final CRI value

R1	R2	R3	R4	R5	R6	R7	R8	R9	R10	R11	R12	R13	R14	R15
81,0	90,8	96,9	81,4	81,2	89,4	83,1	59,0	7,0	79,4	81,1	72,8	83,4	98,9	72,5

TM30 C values, 16 binned values out of total of 99 C values

C1	C2	C3	C4	C5	C6	C7	C8	C9	C10	C11	C12	C13	C14	C15	C16
80,0	81,7	79,6	90,1	94,0	93,9	87,6	93,5	89,2	84,6	83,3	86,2	88,1	80,7	84,0	76,8

CQS Q values

Q1	Q2	Q3	Q4	Q5	Q6	Q7	Q8	Q9	Q10	Q11	Q12	Q13	Q14	Q15
77,4	94,7	84,5	81,5	83,6	83,9	83,9	87,0	95,3	90,4	87,5	84,7	83,0	70,9	73,1

CQS: 82,7

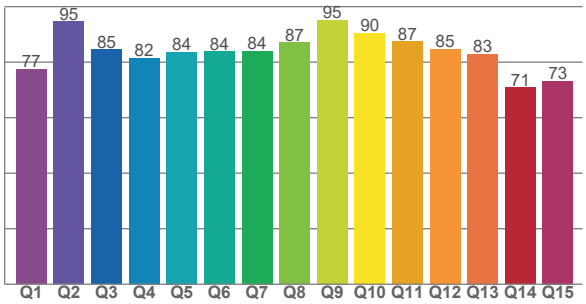

COLOR PARAMETERS

Color temperature	Color rendering index	Red component	Color fidelity	Color gamut	Color quality scale	Television lighting index	Color coordinate cie 1931	Color coordinate cie 1931	Color diviation from black body
CCT	CRI	CRI R9	TM30 Rf	TM30 Rg	CQS	TLCI	x	y	Δuv
2932 K	82,9	7,0	85,7	95,4	82,7	69	0,444	0,410	0,0012

PROLIGHTS is a trademark of
MUSIC & LIGHTS S.r.l.
musiclights.it

Via A. Olivetti snc
04026 - Minturno (LT) ITALY
Tel: +39 0771 72190

prolights.it
info@prolights.it

TM30 DETAILS

PROLIGHTS

Rf 85,7

Fidelity index Rf

Rg 95,4

Gammut index

		Graphic shifts (%)	
Hue Bin	R_f	Chroma	Hue
1	80	-11%	0%
2	82	-8%	7%
3	80	-3%	10%
4	90	0%	6%
5	94	2%	4%
6	94	2%	-2%
7	88	-4%	-7%
8	93	-4%	-1%
9	89	-6%	3%
10	85	-4%	9%
11	83	-1%	12%
12	86	6%	3%
13	88	4%	-7%
14	81	4%	-15%
15	84	-3%	-9%
16	77	-9%	-16%

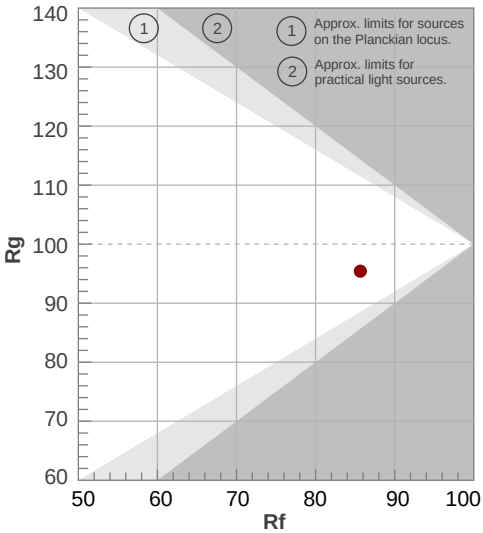

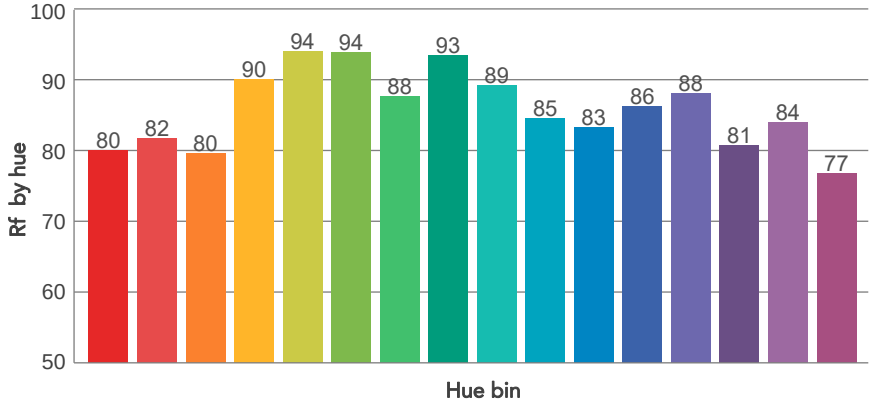

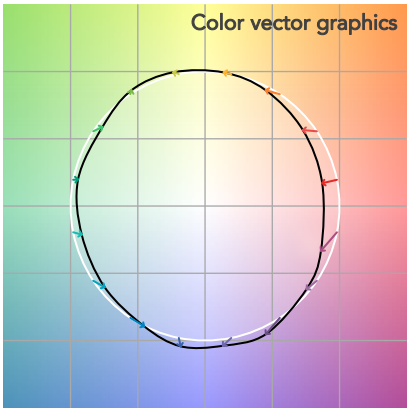

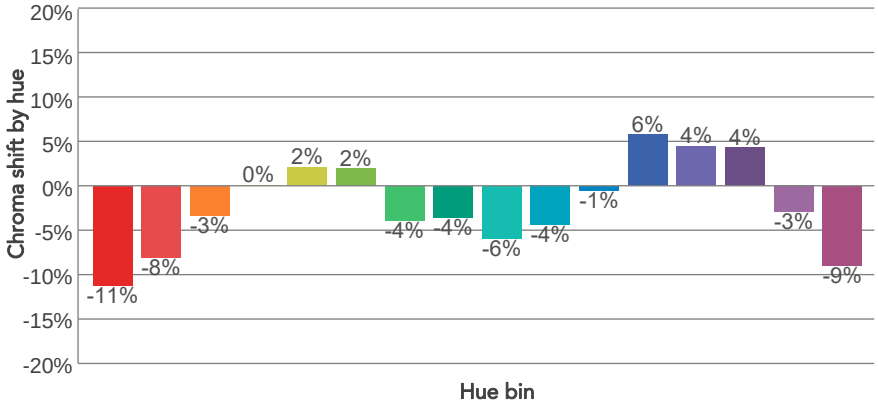

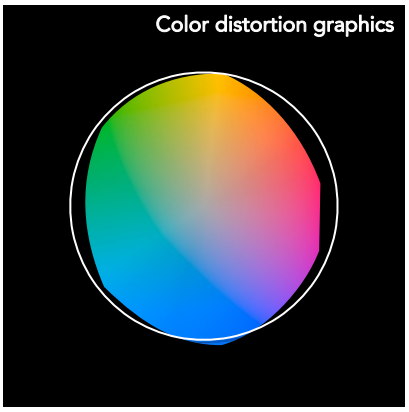

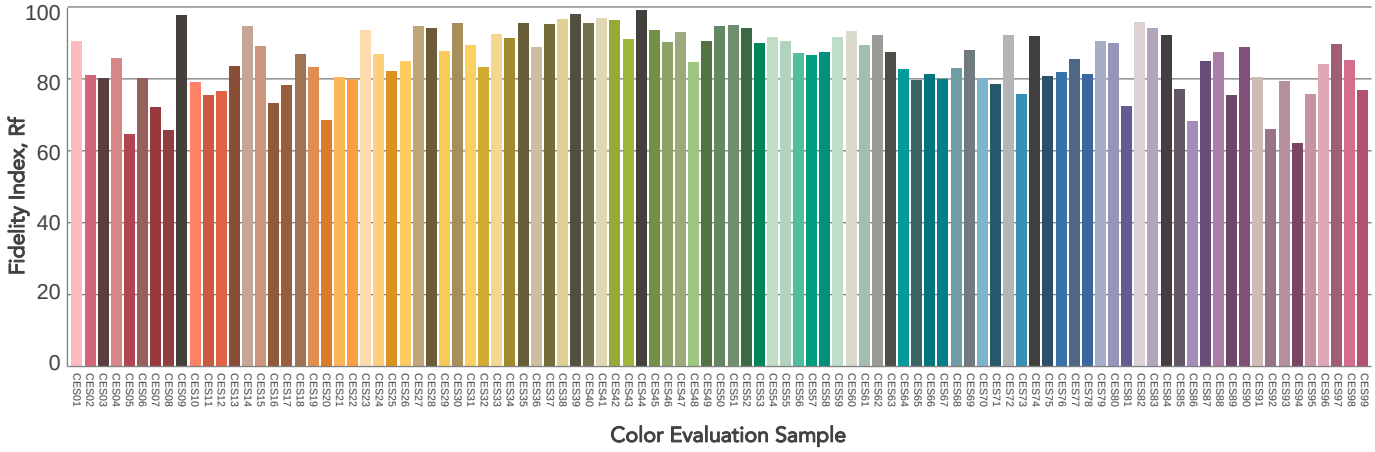

PROLIGHTS is a trademark of
MUSIC & LIGHTS S.r.l.
musiclights.it

Via A. Olivetti snc
04026 - Minturno (LT) ITALY
Tel: +39 0771 72190

prolights.it
info@prolights.it

BEAM DETAILS

Beam angle 50%	Field angle 10%	Cut off angle 2,5%	Intensity ratio in 120° cone	Intensity ratio in 90° cone
34,1°	60,4°	85°	97,6%	92,3%

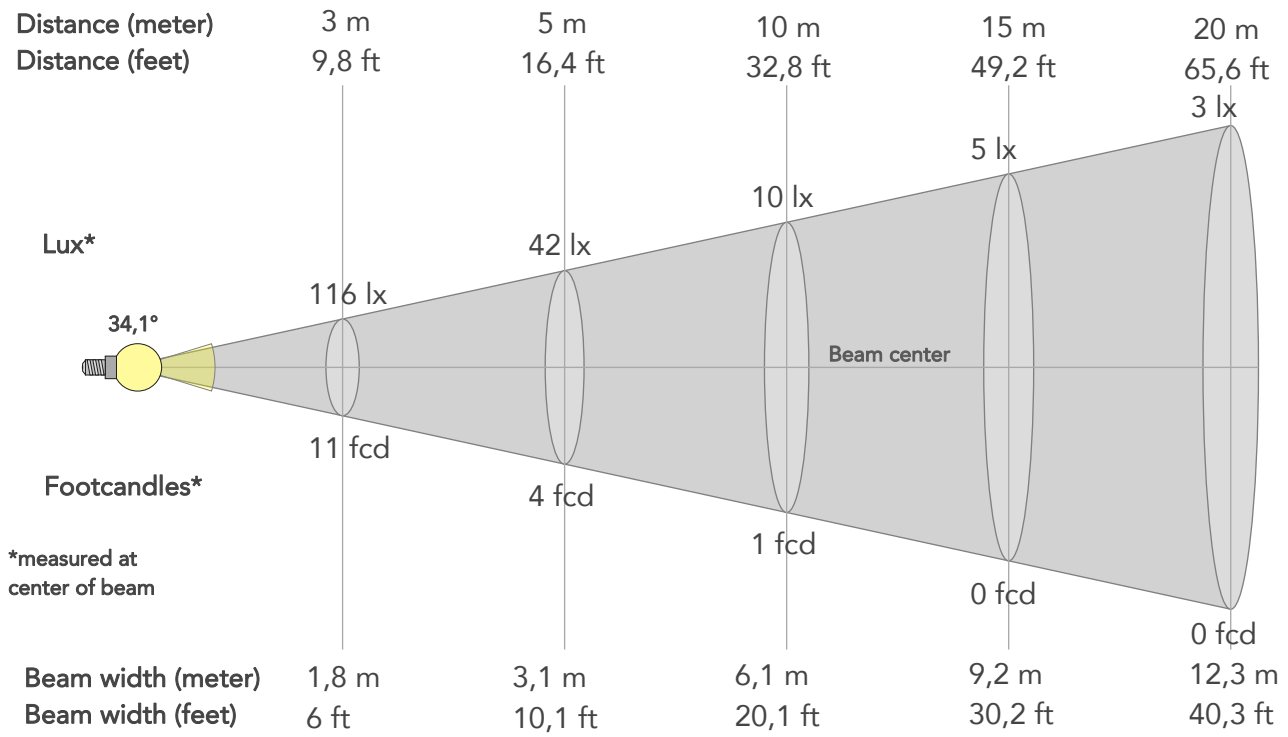

BEAM INTENSITIES AND WIDTHS

Distance	1m	2m	3m	4m	5m	7,5m	10m	15m	20m	25m	30m	40m	50m
Distance	3,3ft	6,6ft	9,8ft	13,1ft	16,4ft	24,6ft	32,8ft	49,2ft	65,6ft	82ft	98,4ft	131,2ft	164ft
Lux	1045lx	261lx	116lx	65lx	42lx	19lx	10lx	5lx	3lx	2lx	1lx	1lx	0lx
Footcand.	97fcd	24fcd	11fcd	6fcd	4fcd	2fcd	1fcd	0fcd	0fcd	0fcd	0fcd	0fcd	0fcd
Beam wid.	0,6m	1,2m	1,8m	2,5m	3,1m	4,6m	6,1m	9,2m	12,3m	15,4m	18,4m	24,6m	30,7m
Beam wid.	2ft	4,1ft	6ft	8ft	10,1ft	15,1ft	20,1ft	30,2ft	40,3ft	50,4ft	60,4ft	80,6ft	100,7ft

LINEAR DISTRIBUTION DIAGRAM

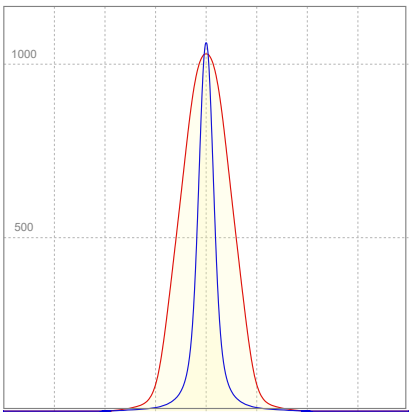

ELECTRICAL SPECIFICATIONS

Input voltage	Input current	Input power	Power FC	Effeciency
229V	0,079A	8,3W	0,46	61lm/W

PROLIGHTS is a trademark of
MUSIC & LIGHTS S.r.l.
musiclights.it

Via A. Olivetti snc
04026 - Minturno (LT) ITALY
Tel: +39 0771 72190

prolights.it
info@prolights.it

ISO DIAGRAMS

ISO CANDELA DIAGRAM

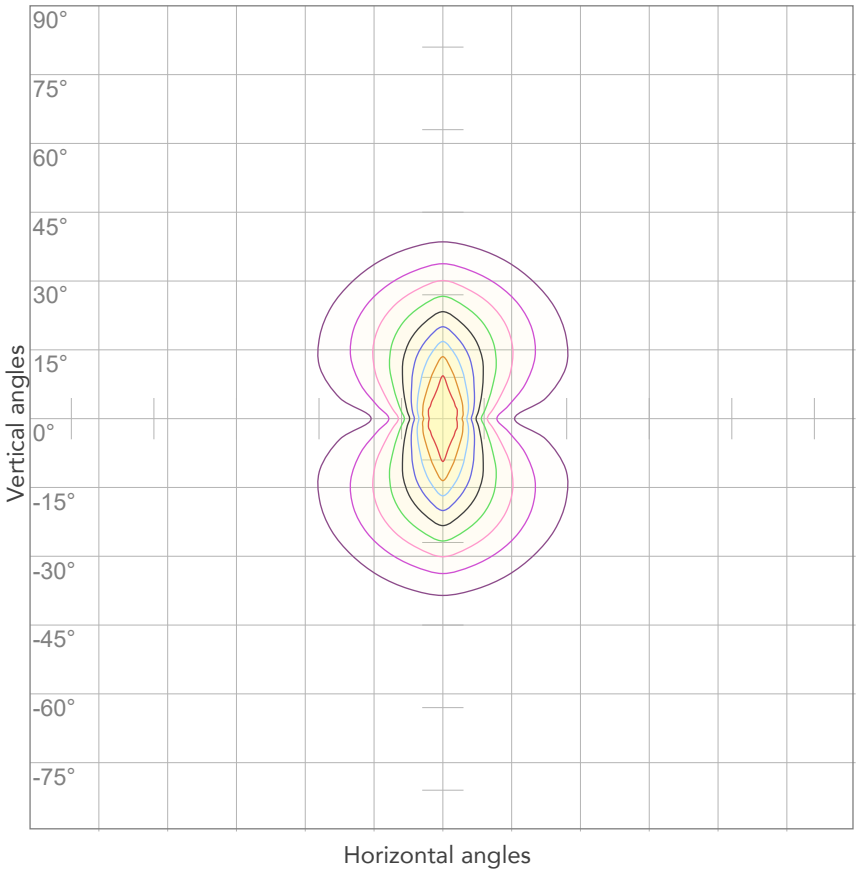

10%	105 cd
20%	209 cd
30%	314 cd
40%	418 cd
50%	523 cd
60%	627 cd
70%	732 cd
80%	836 cd

Conditions:

Number of c-planes: 4

Candela at center: 1045 cd

ISO LUX DIAGRAM

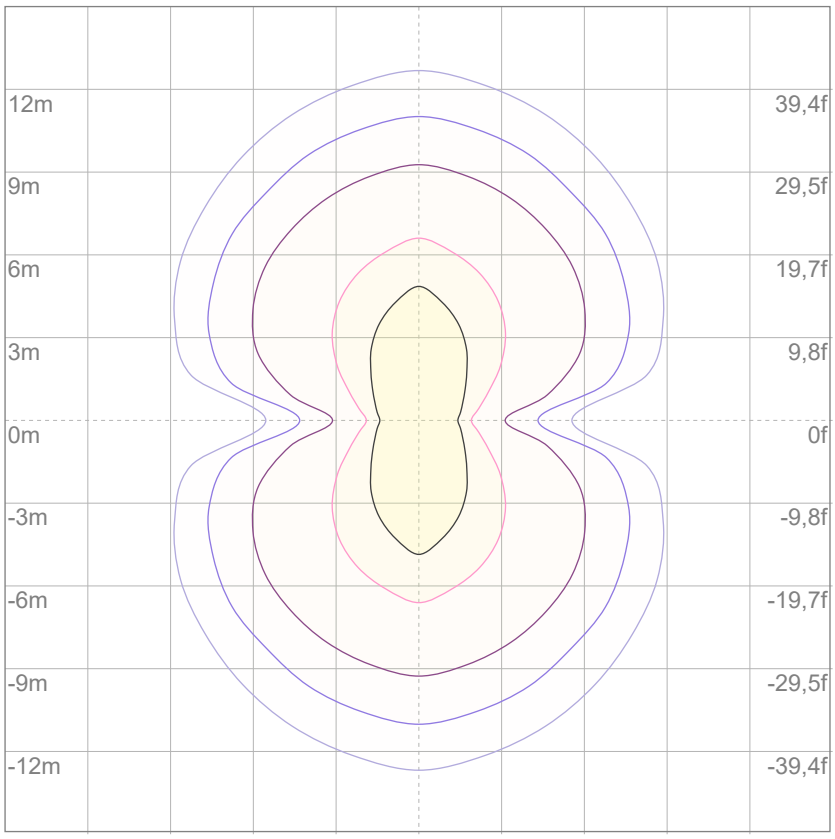

Mounting height: 10 meters (33 feet)

3%	0,314 lx
5%	0,523 lx
10%	1,05 lx
30%	3,14 lx
50%	5,23 lx

Conditions:

Number of c-planes: 4

Lux at center: 10,5 lx

Lux distribution on a surface when lamp is mounted at 10 meters from the surface.

Total lumen output:

412 lm

Peak candela output:

584 cd

Light quality:

CRI: 83,0

Color temperature:

2938 K

PRODUCT NAME:

ARCSPOTXSFC

MEASURAMENT CONDITIONS:

Beam angle:
10° + 30° x 60° Filter

Target:
White

Operator:
Salvatore Giglio

Date and time:
23/05/2024 09:28:12

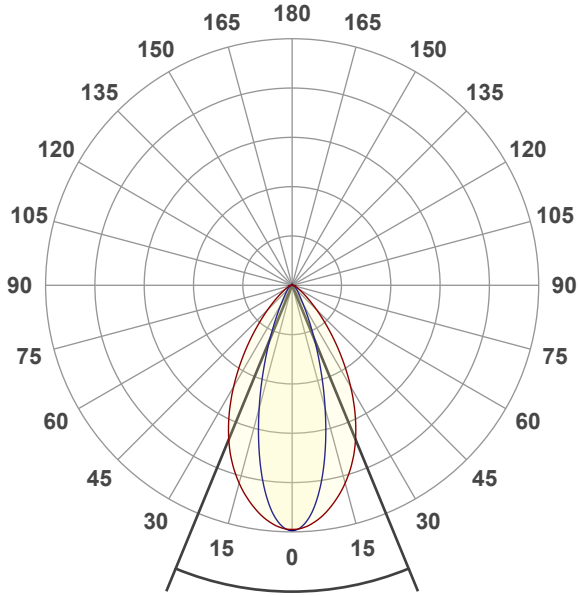

Beam angle 50%: 44,7°
Field angle 10%: 77,8°
Cut off angle 2.5%: 110,7°

Spectra

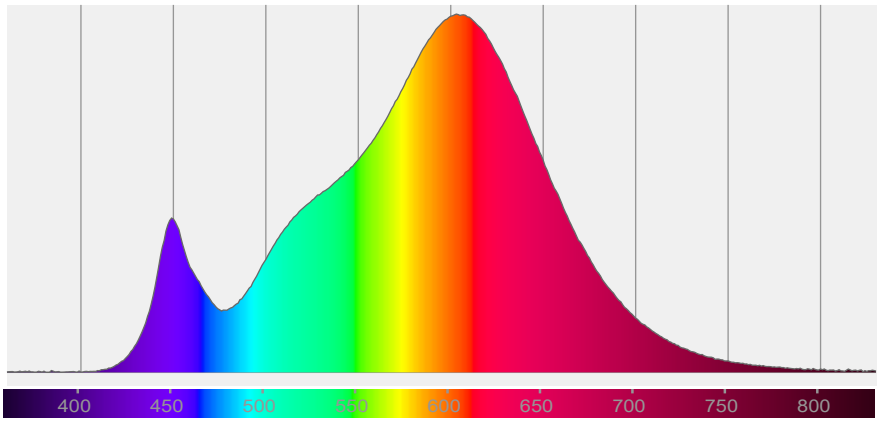

COLOR DETAILS

PROLIGHTS

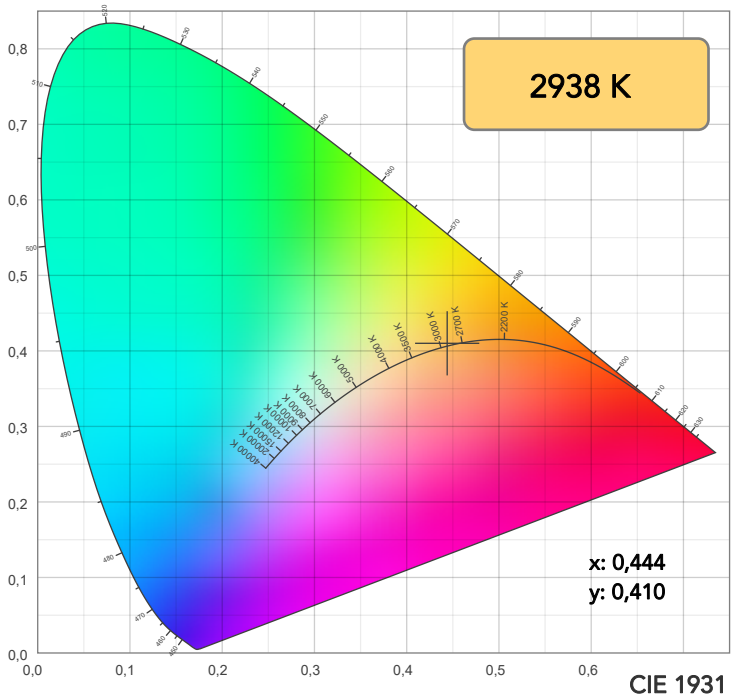

CIE 1931

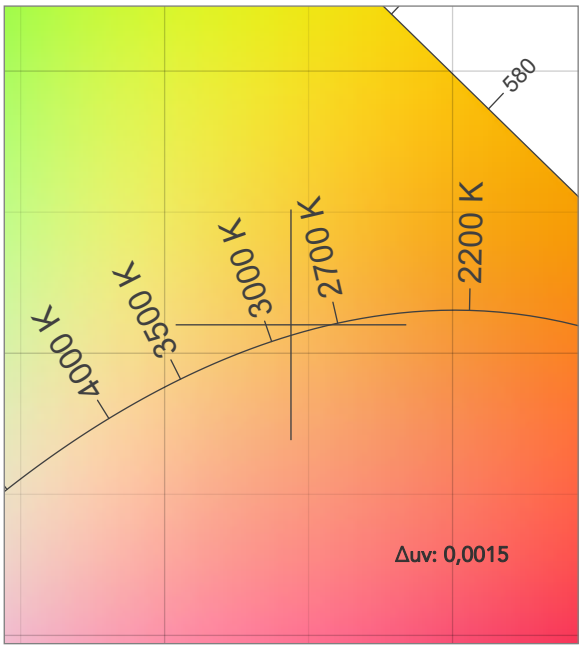

CIE 1931 ZOOM

TM30: 85,7

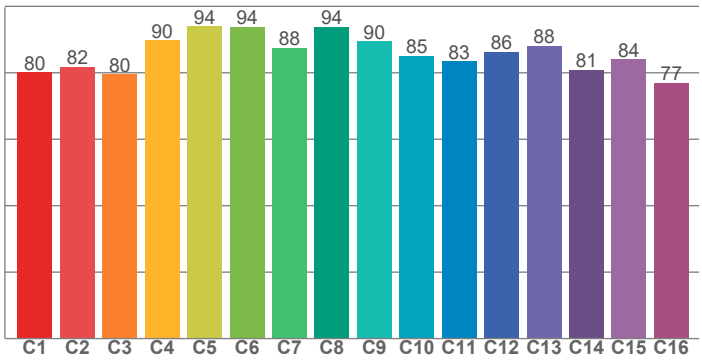

CRI: 83,0 (R1-R8)

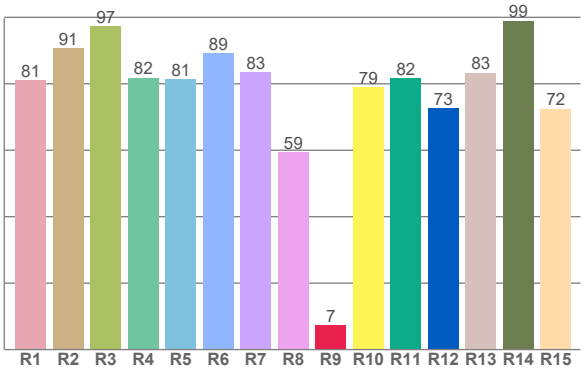

CRI R values, only R1-R8 are used to calculate final CRI value

R1	R2	R3	R4	R5	R6	R7	R8	R9	R10	R11	R12	R13	R14	R15
81,1	90,6	97,2	81,8	81,3	89,2	83,4	59,3	7,3	78,9	81,7	72,6	83,3	99,0	72,5

TM30 C values, 16 binned values out of total of 99 C values

C1	C2	C3	C4	C5	C6	C7	C8	C9	C10	C11	C12	C13	C14	C15	C16
80,2	81,9	79,6	89,8	94,0	93,8	87,6	93,7	89,5	85,1	83,4	86,2	88,2	80,8	84,0	77,0

CQS Q values

Q1	Q2	Q3	Q4	Q5	Q6	Q7	Q8	Q9	Q10	Q11	Q12	Q13	Q14	Q15
77,4	94,8	84,6	81,9	83,9	84,0	84,2	87,3	95,4	90,4	87,6	84,9	83,2	70,9	73,2

CQS: 82,8

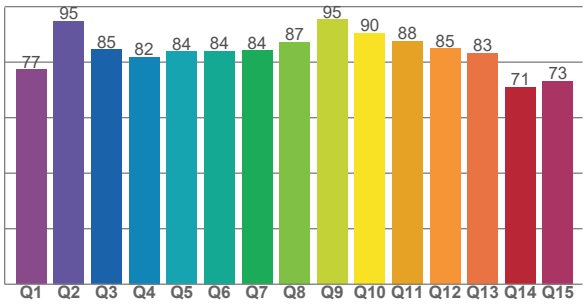

COLOR PARAMETERS

Color temperature	Color rendering index	Red component	Color fidelity	Color gamut	Color quality scale	Television lighting index	Color coordinate cie 1931	Color coordinate cie 1931	Color diviation from black body
CCT	CRI	CRI R9	TM30 Rf	TM30 Rg	CQS	TLCI	x	y	Δuv
2938 K	83,0	7,3	85,7	95,6	82,8	69	0,444	0,410	0,0015

PROLIGHTS is a trademark of
MUSIC & LIGHTS S.r.l.
musiclights.it

Via A. Olivetti snc
04026 - Minturno (LT) ITALY
Tel: +39 0771 72190

prolights.it
info@prolights.it

TM30 DETAILS

PROLIGHTS

Rf 85,7

Fidelity index Rf

Rg 95,6

Gammut index

		Graphic shifts (%)	
Hue Bin	R_f	Chroma	Hue
1	80	-11%	-1%
2	82	-8%	6%
3	80	-3%	10%
4	90	0%	6%
5	94	2%	4%
6	94	2%	-2%
7	88	-3%	-7%
8	94	-3%	-1%
9	90	-6%	2%
10	85	-5%	8%
11	83	-1%	12%
12	86	6%	3%
13	88	5%	-7%
14	81	4%	-15%
15	84	-3%	-10%
16	77	-9%	-16%

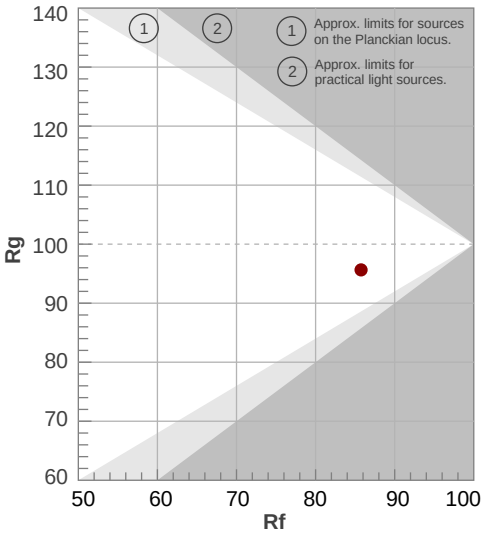

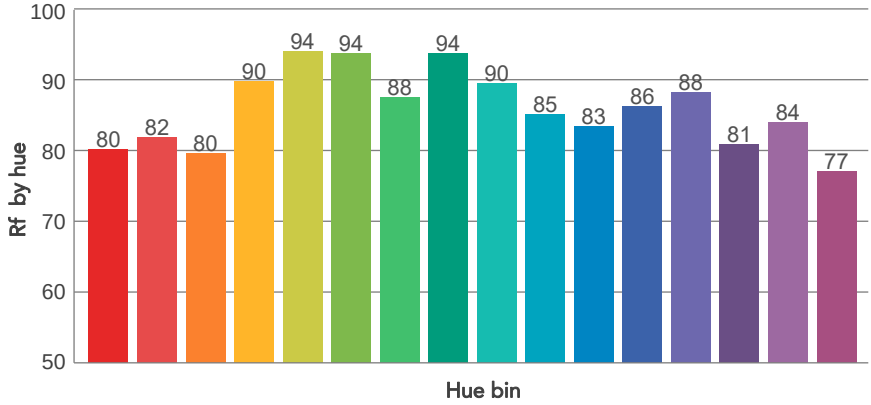

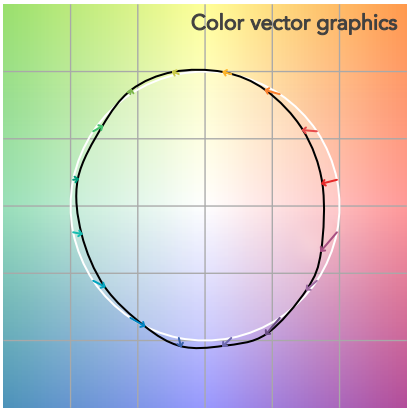

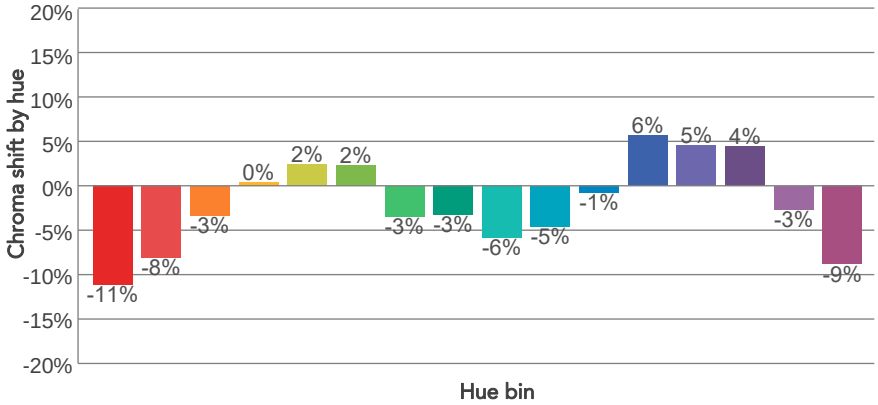

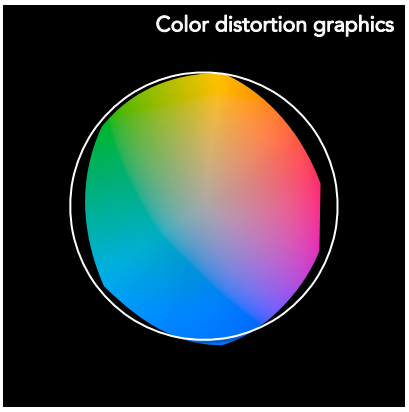

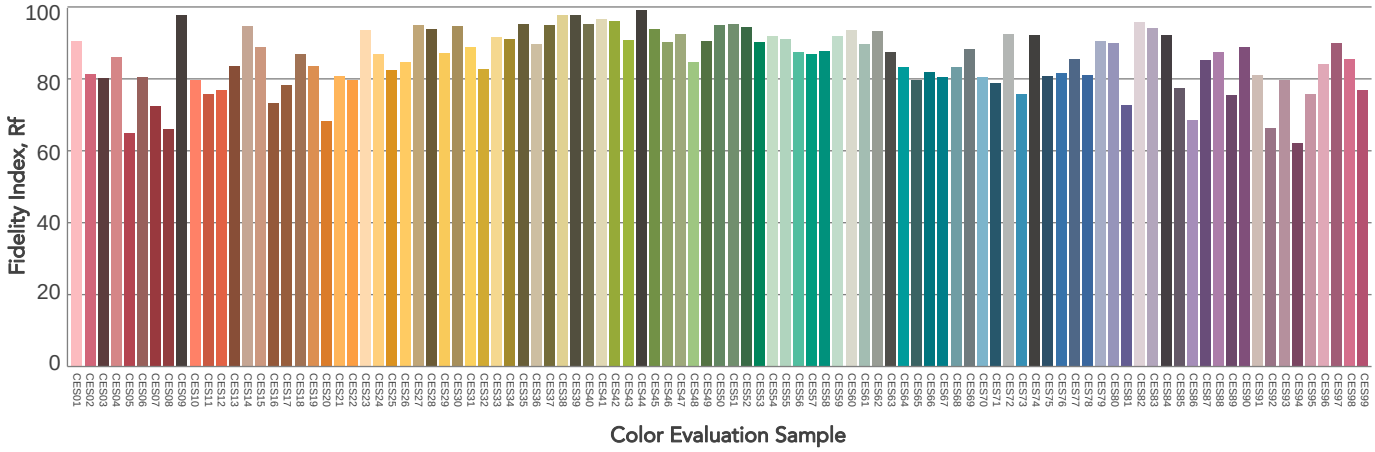

PROLIGHTS is a trademark of
MUSIC & LIGHTS S.r.l.
musiclights.it

Via A. Olivetti snc
04026 - Minturno (LT) ITALY
Tel: +39 0771 72190

prolights.it
info@prolights.it

BEAM DETAILS

Beam angle 50%	Field angle 10%	Cut off angle 2,5%	Intensity ratio in 120° cone	Intensity ratio in 90° cone
44,7°	77,8°	110,7°	96,2%	87,9%

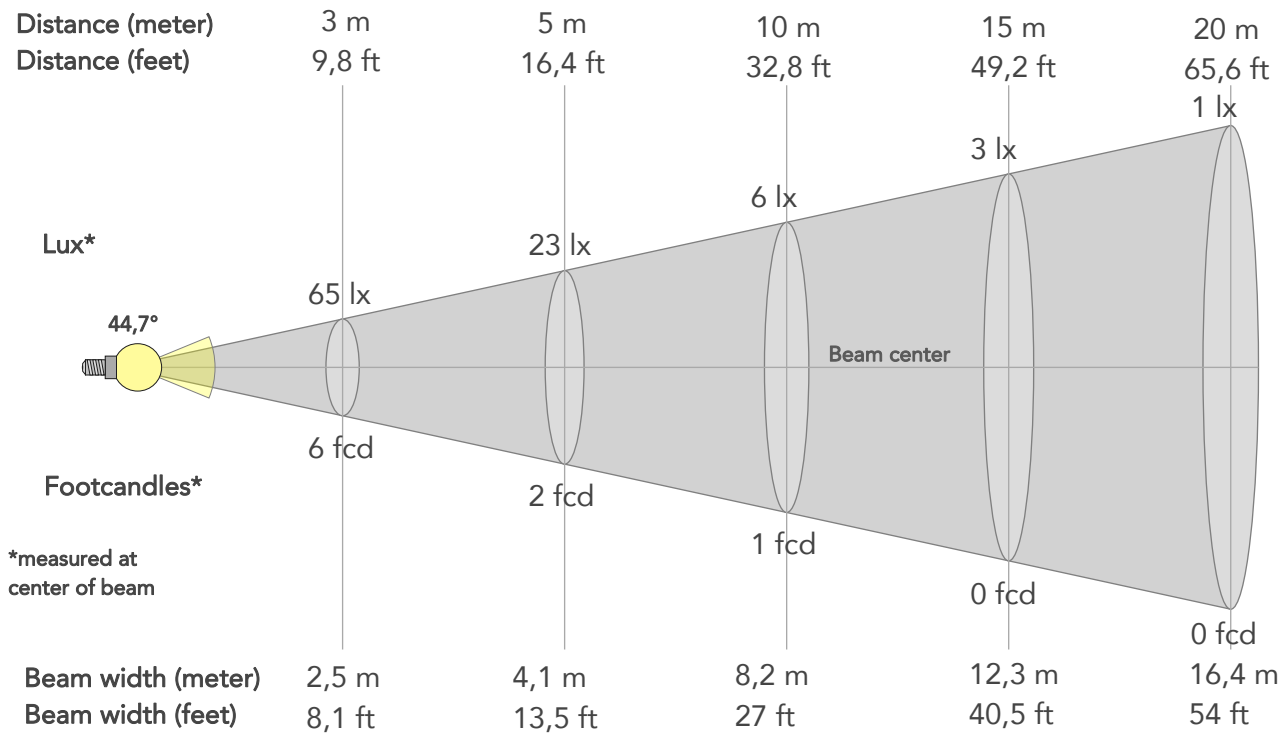

BEAM INTENSITIES AND WIDTHS

Distance	1m	2m	3m	4m	5m	7,5m	10m	15m	20m	25m	30m	40m	50m
Distance	3,3ft	6,6ft	9,8ft	13,1ft	16,4ft	24,6ft	32,8ft	49,2ft	65,6ft	82ft	98,4ft	131,2ft	164ft
Lux	583lx	146lx	65lx	36lx	23lx	10lx	6lx	3lx	1lx	1lx	1lx	0lx	0lx
Footcand.	54fcd	14fcd	6fcd	3fcd	2fcd	1fcd	1fcd	0fcd	0fcd	0fcd	0fcd	0fcd	0fcd
Beam wid.	0,8m	1,6m	2,5m	3,3m	4,1m	6,2m	8,2m	12,3m	16,4m	20,6m	24,7m	32,9m	41,1m
Beam wid.	2,7ft	5,4ft	8,1ft	10,8ft	13,5ft	20,2ft	27ft	40,5ft	54ft	67,4ft	80,9ft	107,9ft	134,9ft

LINEAR DISTRIBUTION DIAGRAM

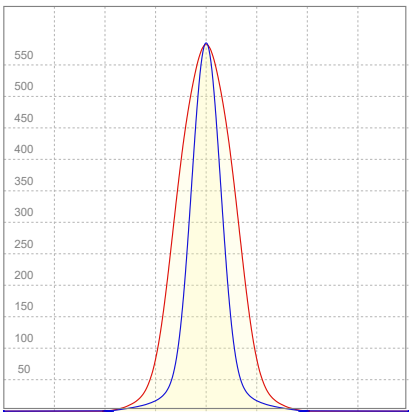

ELECTRICAL SPECIFICATIONS

Input voltage	Input current	Input power	Power FC	Effeciency
227V	0,076A	8,5W	0,49	49lm/W

PROLIGHTS is a trademark of
MUSIC & LIGHTS S.r.l.
musiclights.it

Via A. Olivetti snc
04026 - Minturno (LT) ITALY
Tel: +39 0771 72190

prolights.it
info@prolights.it

ISO DIAGRAMS

ISO CANDELA DIAGRAM

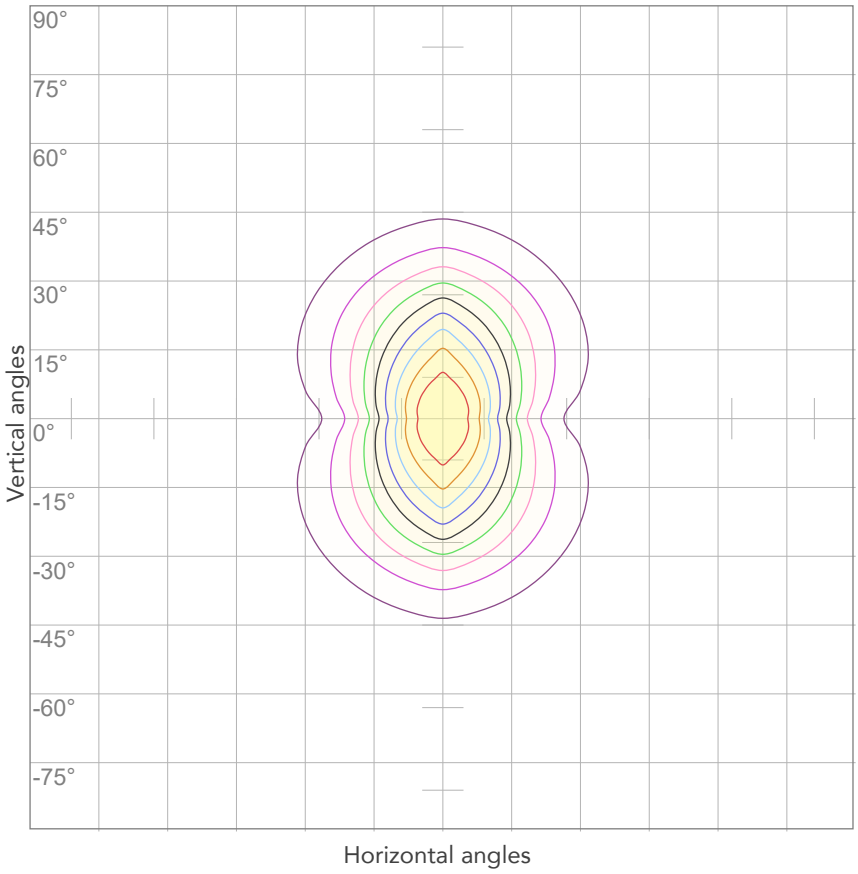

10%	58 cd
20%	117 cd
30%	175 cd
40%	233 cd
50%	292 cd
60%	350 cd
70%	408 cd
80%	467 cd

Conditions:

Number of c-planes: 4

Candela at center: 583 cd

ISO LUX DIAGRAM

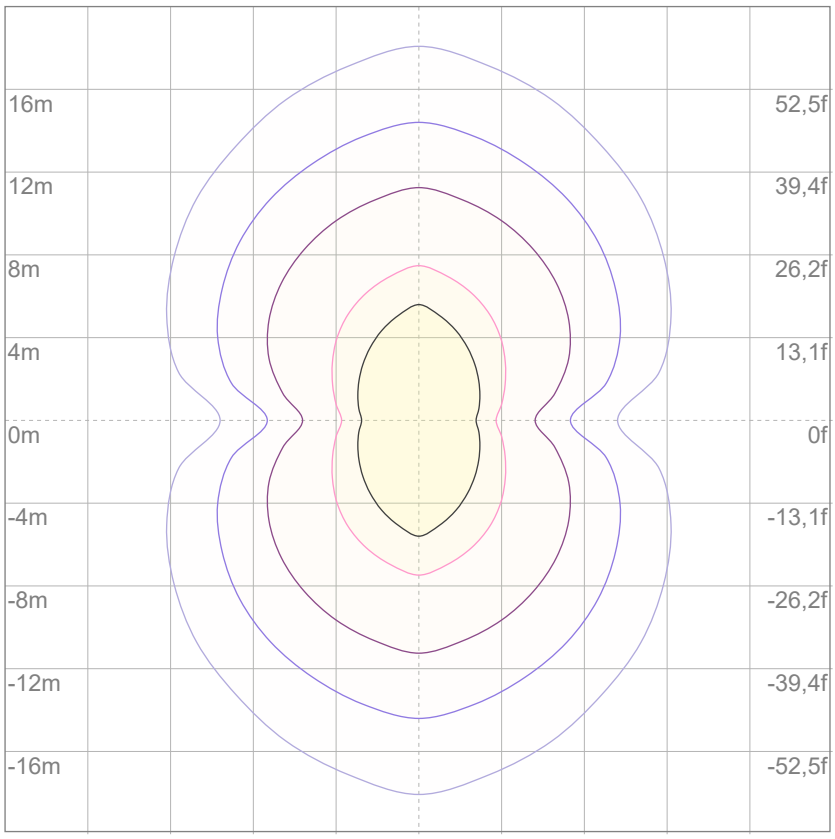

Mounting height: 10 meters (33 feet)

3%	0,175 lx
5%	0,292 lx
10%	0,583 lx
30%	1,75 lx
50%	2,92 lx

Conditions:

Number of c-planes: 4

Lux at center: 5,83 lx

Lux distribution on a surface when lamp is mounted at 10 meters from the surface.

Total lumen output:

556 lm

Peak candela output:

8390 cd

Light quality:

CRI: 88,6

Color temperature:

2820 K

PRODUCT NAME:

ARCSPOTXSFC

MEASURAMENT CONDITIONS:

Beam angle:
10°

Target:
2800K

Operator:
Salvatore Giglio

Date and time:
20/05/2024 16:13:49

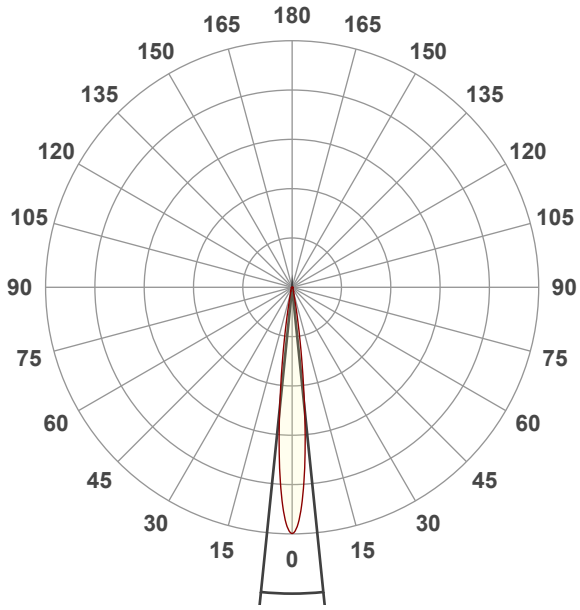

Beam angle 50%: 11,7°
Field angle 10%: 20,8°
Cut off angle 2.5%: 31,6°

Spectra

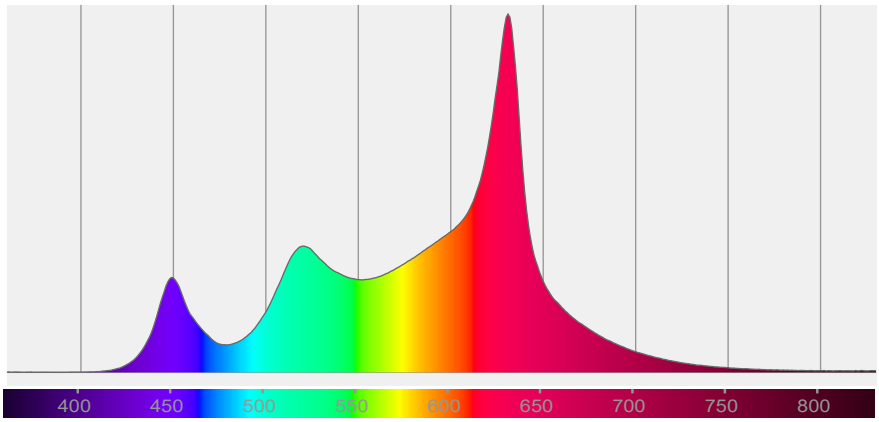

COLOR DETAILS

PROLiGHTS

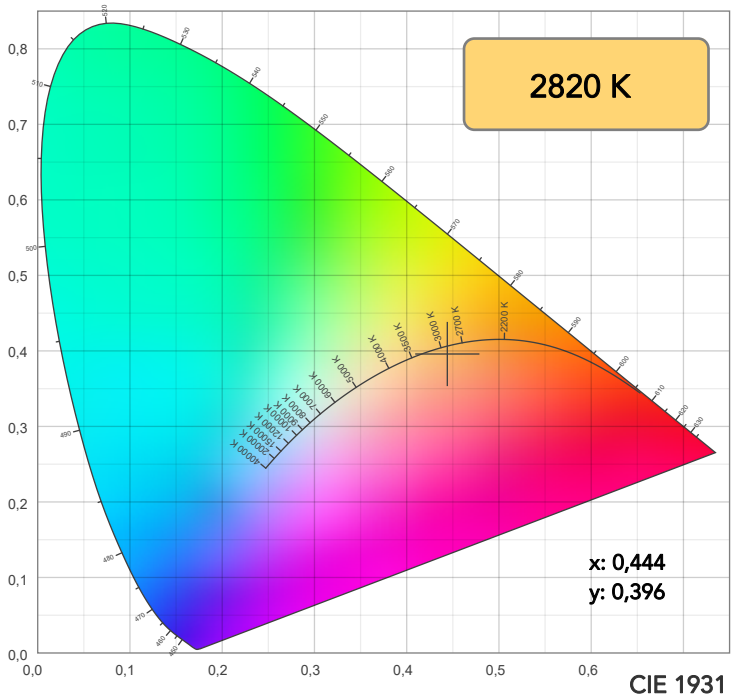

CIE 1931

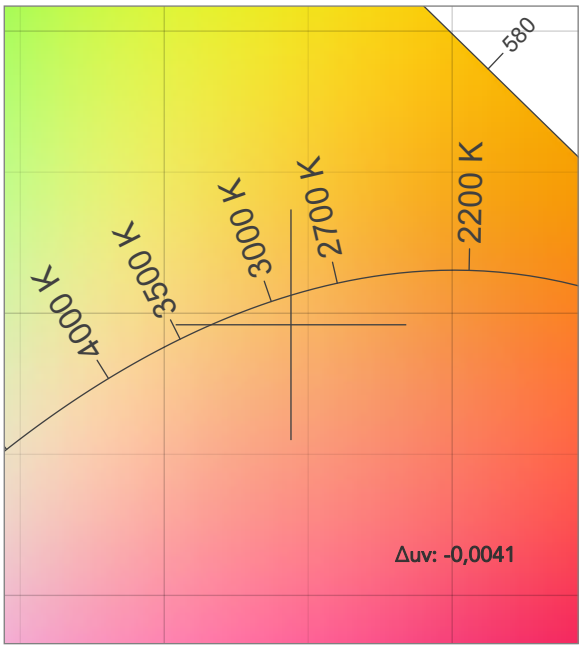

CIE 1931 ZOOM

TM30: 89,8

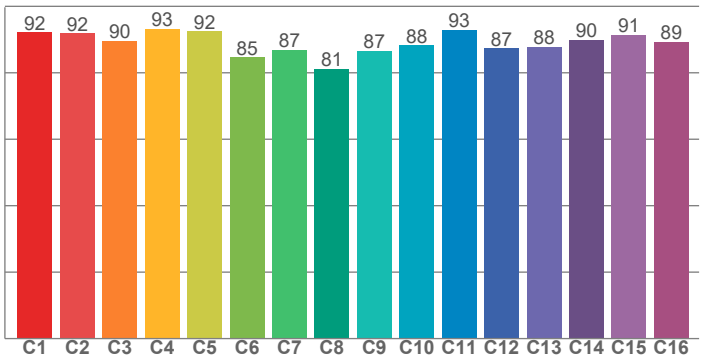

CRI: 88,6 (R1-R8)

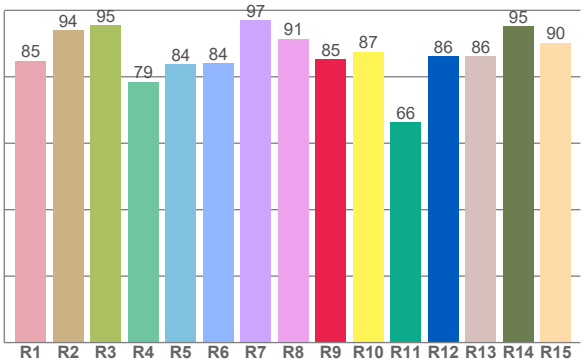

CRI R values, only R1-R8 are used to calculate final CRI value

R1	R2	R3	R4	R5	R6	R7	R8	R9	R10	R11	R12	R13	R14	R15
84,8	93,9	95,5	78,6	83,7	84,1	97,0	91,4	85,2	87,5	66,3	86,2	86,2	95,2	90,3

TM30 C values, 16 binned values out of total of 99 C values

C1	C2	C3	C4	C5	C6	C7	C8	C9	C10	C11	C12	C13	C14	C15	C16
92,2	91,8	89,5	93,2	92,5	84,6	86,9	81,2	86,6	88,3	92,9	87,3	87,8	89,9	91,4	89,4

CQS Q values

Q1	Q2	Q3	Q4	Q5	Q6	Q7	Q8	Q9	Q10	Q11	Q12	Q13	Q14	Q15
94,4	94,5	96,7	87,4	82,4	80,1	90,4	96,3	96,3	97,0	90,7	90,5	92,3	92,1	95,6

CQS: 90,0

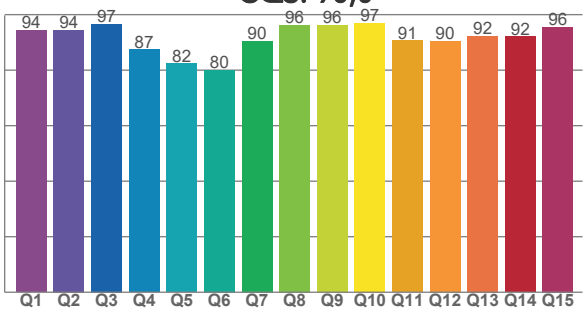

COLOR PARAMETERS

Color temperature	Color rendering index	Red component	Color fidelity	Color gamut	Color quality scale	Television lighting index	Color coordinate cie 1931	Color coordinate cie 1931	Color diviation from black body
CCT	CRI	CRI R9	TM30 Rf	TM30 Rg	CQS	TLCI	x	y	Δuv
2820 K	88,6	85,2	89,8	108,6	90,0	74	0,444	0,396	-0,0041

PROLIGHTS is a trademark of
MUSIC & LIGHTS S.r.l.
musiclights.it

Via A. Olivetti snc
04026 - Minturno (LT) ITALY
Tel: +39 0771 72190

prolights.it
info@prolights.it

TM30 DETAILS

PROLIGHTS

Rf 89,8

Fidelity index Rf

Rg 108,6

Gammut index

		Graphic shifts (%)	
Hue Bin	R_f	Chroma	Hue
1	92	2%	-1%
2	92	3%	-2%
3	90	3%	-1%
4	93	2%	-1%
5	92	4%	4%
6	85	9%	5%
7	87	8%	-1%
8	81	12%	-5%
9	87	6%	-6%
10	88	3%	-7%
11	93	2%	-4%
12	87	4%	-6%
13	88	4%	-9%
14	90	3%	-6%
15	91	3%	-1%
16	89	3%	-7%

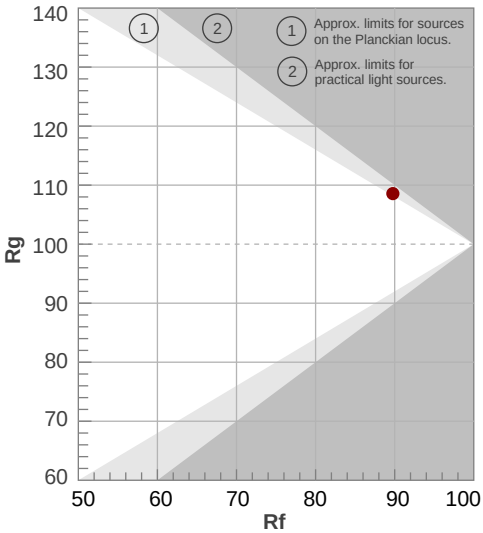

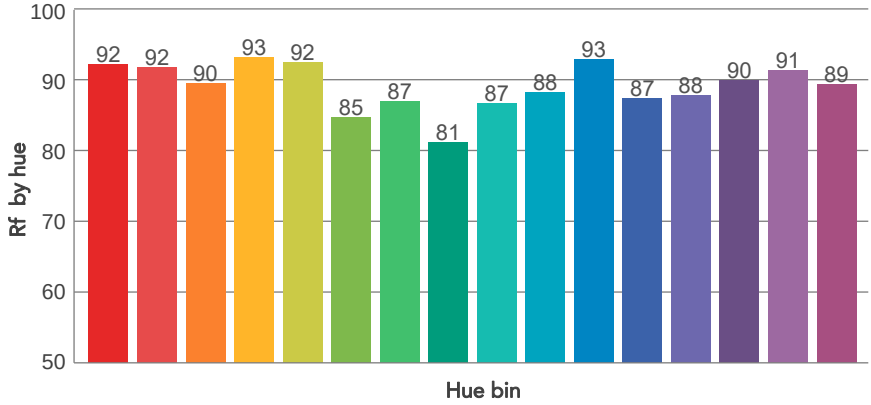

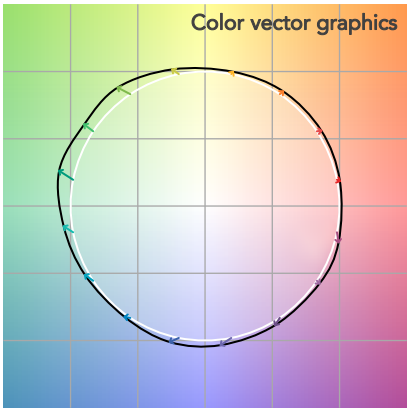

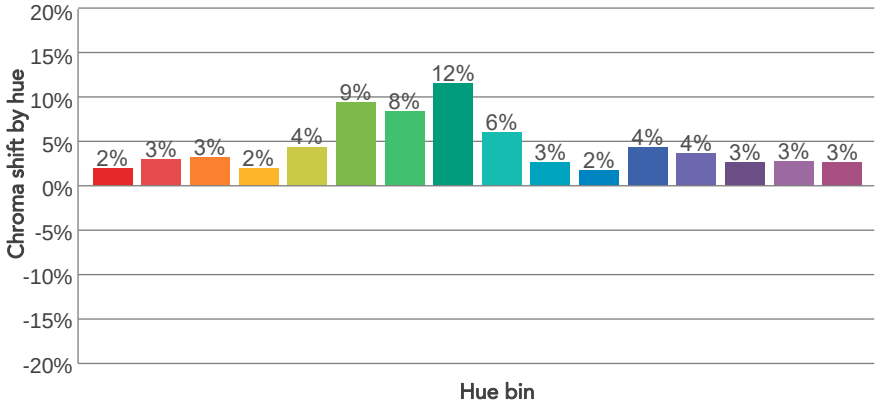

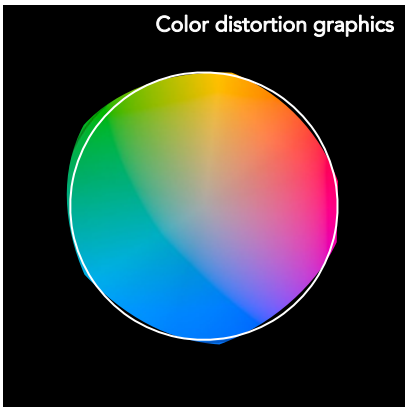

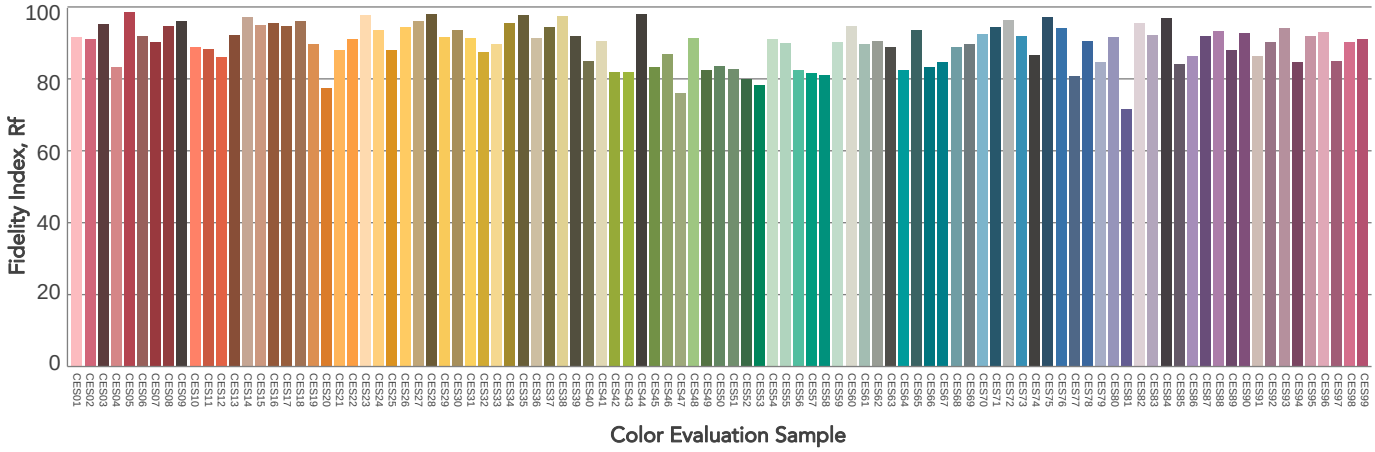

PROLIGHTS is a trademark of
MUSIC & LIGHTS S.r.l.
musiclights.it

Via A. Olivetti snc
04026 - Minturno (LT) ITALY
Tel: +39 0771 72190

prolights.it
info@prolights.it

BEAM DETAILS

Beam angle 50%	Field angle 10%	Cut off angle 2,5%	Intensity ratio in 120° cone	Intensity ratio in 90° cone
11,7°	20,8°	31,6°	93,2%	89,6%

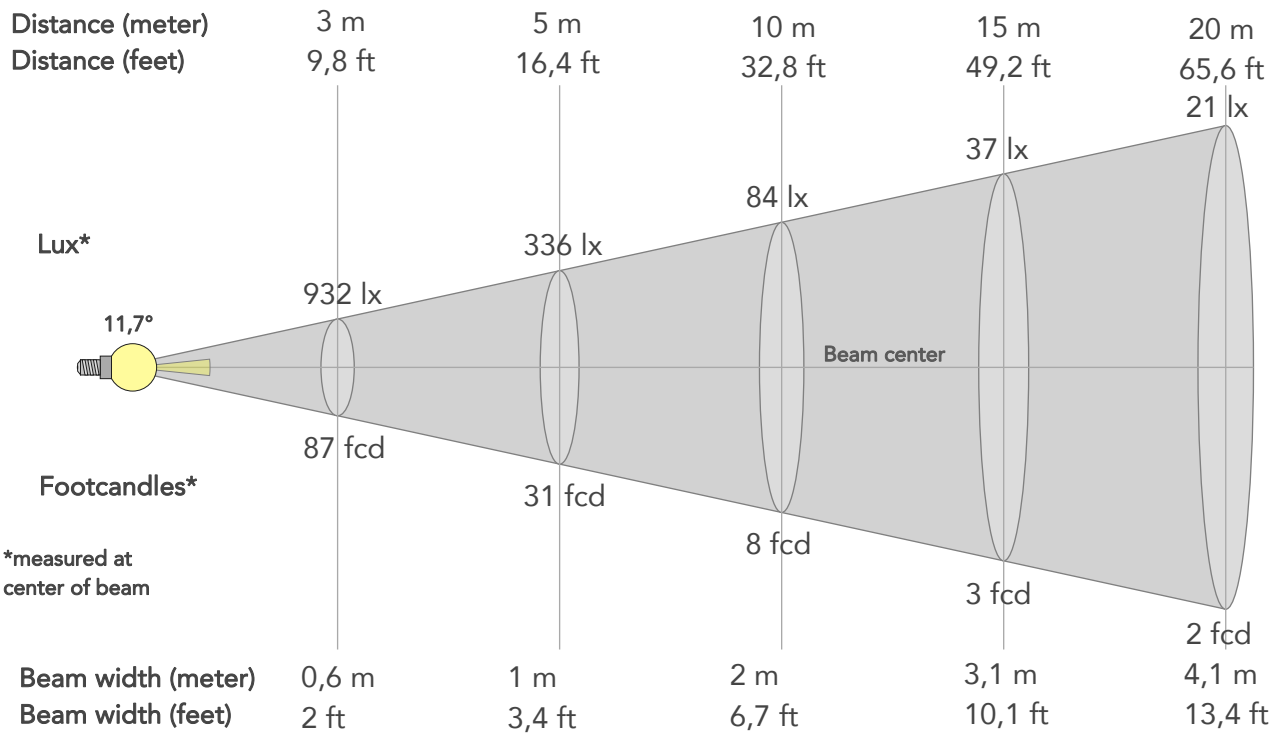

BEAM INTENSITIES AND WIDTHS

Distance	1m	2m	3m	4m	5m	7,5m	10m	15m	20m	25m	30m	40m	50m
Distance	3,3ft	6,6ft	9,8ft	13,1ft	16,4ft	24,6ft	32,8ft	49,2ft	65,6ft	82ft	98,4ft	131,2ft	164ft
Lux	8390lx	2097lx	932lx	524lx	336lx	149lx	84lx	37lx	21lx	13lx	9lx	5lx	3lx
Footcand.	779fcd	195fcd	87fcd	49fcd	31fcd	14fcd	8fcd	3fcd	2fcd	1fcd	1fcd	0fcd	0fcd
Beam wid.	0,2m	0,4m	0,6m	0,8m	1m	1,5m	2m	3,1m	4,1m	5,1m	6,1m	8,2m	10,2m
Beam wid.	0,7ft	1,4ft	2ft	2,7ft	3,4ft	5ft	6,7ft	10,1ft	13,4ft	16,8ft	20,1ft	26,9ft	33,6ft

LINEAR DISTRIBUTION DIAGRAM

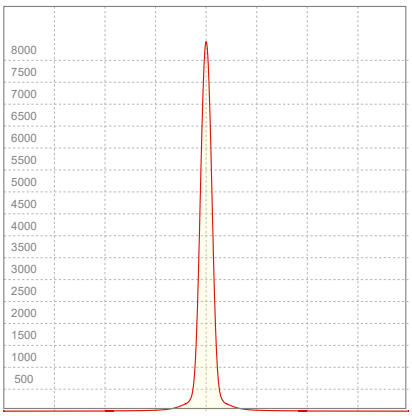

ELECTRICAL SPECIFICATIONS

Input voltage	Input current	Input power	Power FC	Effeciency
227V	0,114A	11,9W	0,46	47lm/W

PROLIGHTS is a trademark of
MUSIC & LIGHTS S.r.l.
musiclights.it

Via A. Olivetti snc
04026 - Minturno (LT) ITALY
Tel: +39 0771 72190

prolights.it
info@prolights.it

ISO DIAGRAMS

ISO CANDELA DIAGRAM

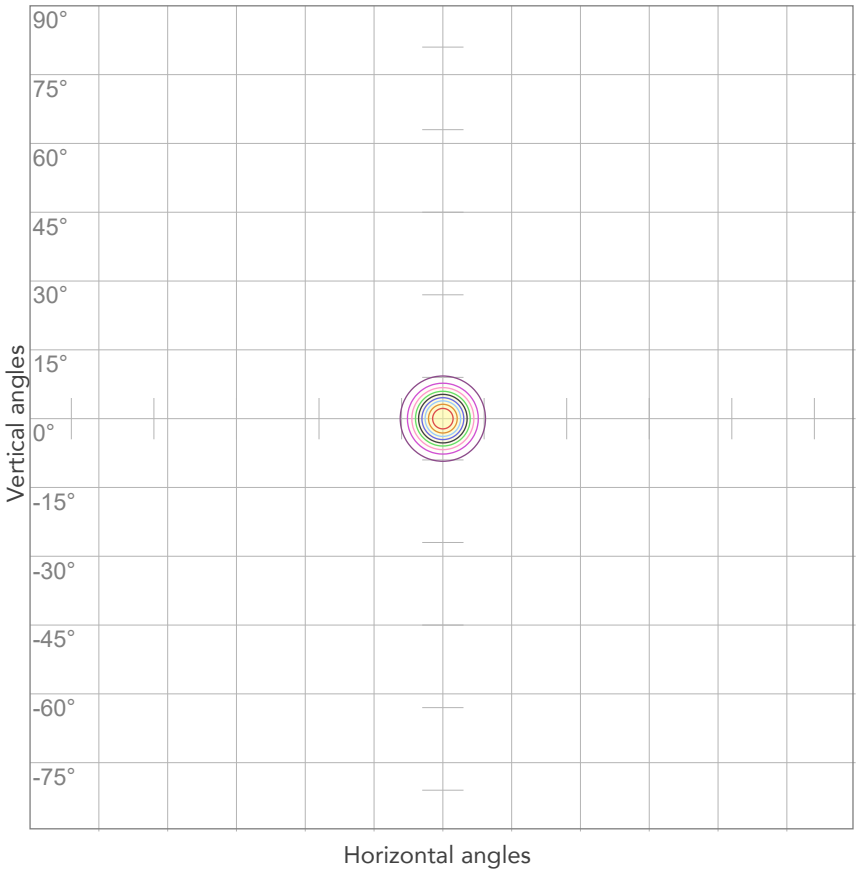

10%	839 cd
20%	1678 cd
30%	2517 cd
40%	3356 cd
50%	4195 cd
60%	5034 cd
70%	5873 cd
80%	6712 cd

Conditions:

Number of c-planes: 2

Candela at center: 8390 cd

ISO LUX DIAGRAM

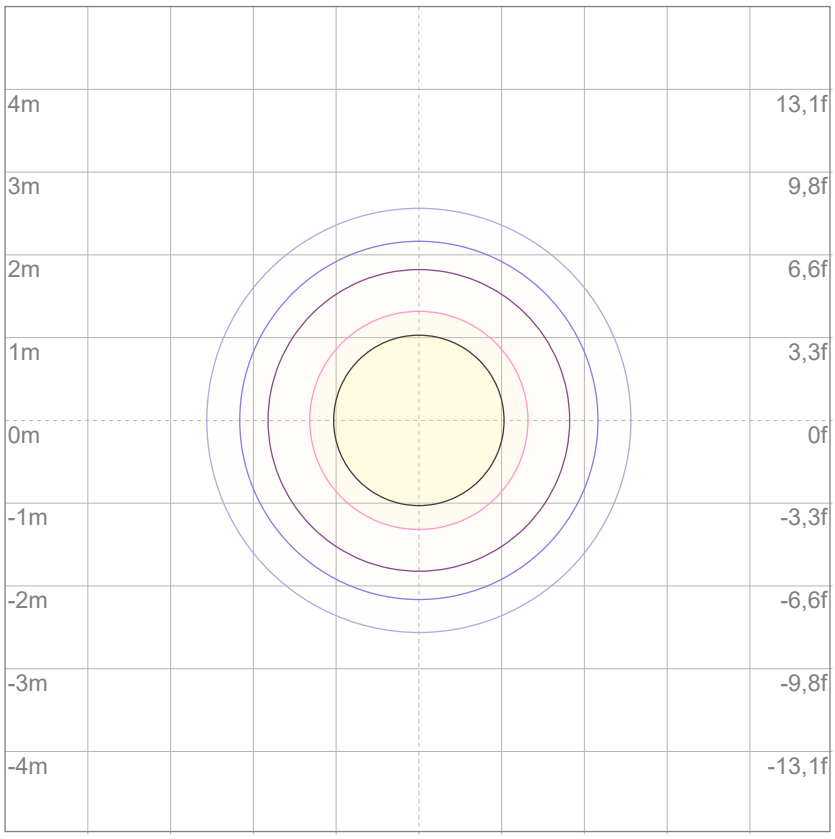

Mounting height: 10 meters (33 feet)

3%	2,52 lx
5%	4,19 lx
10%	8,39 lx
30%	25,2 lx
50%	41,9 lx

Conditions:

Number of c-planes: 2

Lux at center: 83,9 lx

Lux distribution on a surface when lamp is mounted at 10 meters from the surface.

Total lumen output:

501 lm

Peak candela output:

1909 cd

Light quality:

CRI: 88,3

Color temperature:

2824 K

PRODUCT NAME:

ARCSPOTXSFC

MEASURAMENT CONDITIONS:

Beam angle:
10° + 20° Filter

Target:
2800K

Operator:
Salvatore Giglio

Date and time:
21/05/2024 12:49:08

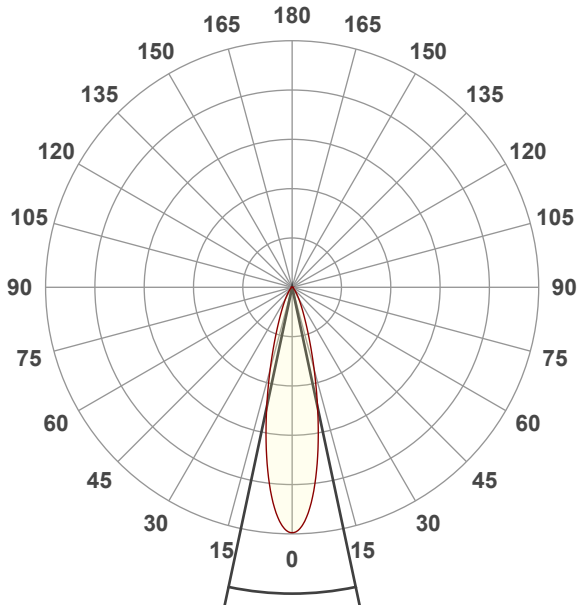

Beam angle 50%: 24°
Field angle 10%: 49°
Cut off angle 2.5%: 74,4°

Spectra

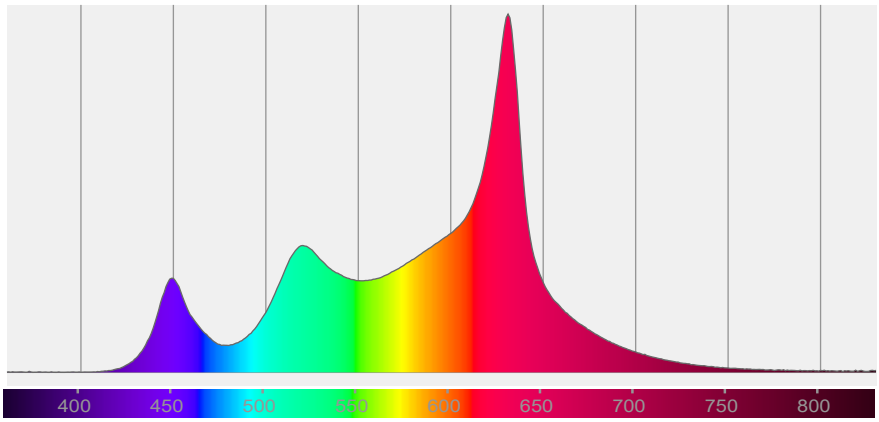

COLOR DETAILS

PROLIGHTS

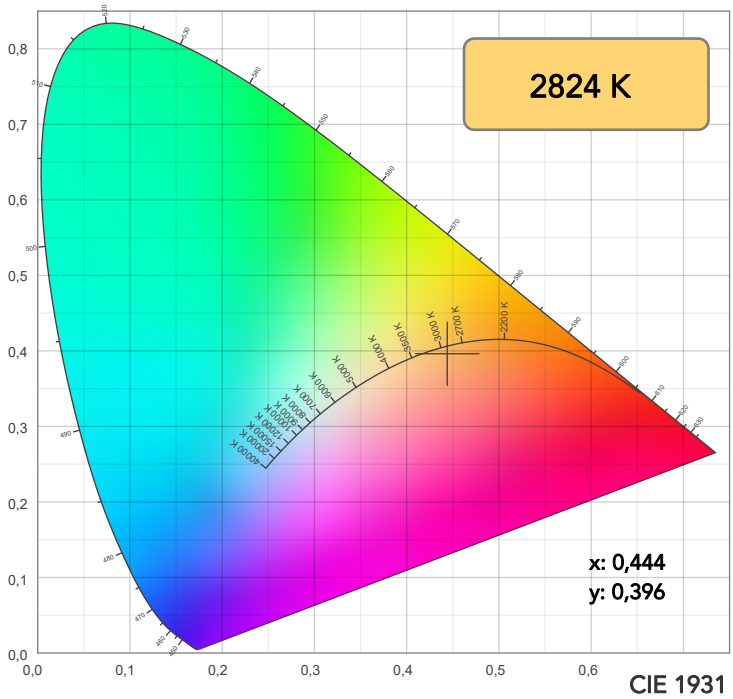

CIE 1931

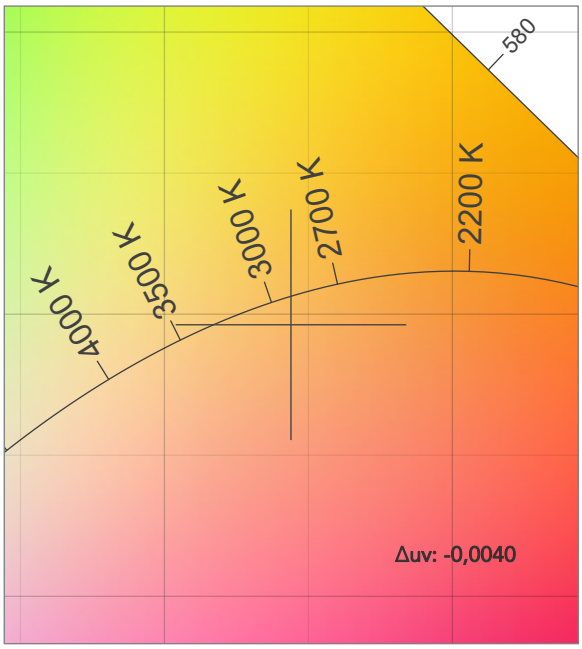

CIE 1931 ZOOM

TM30: 89,6

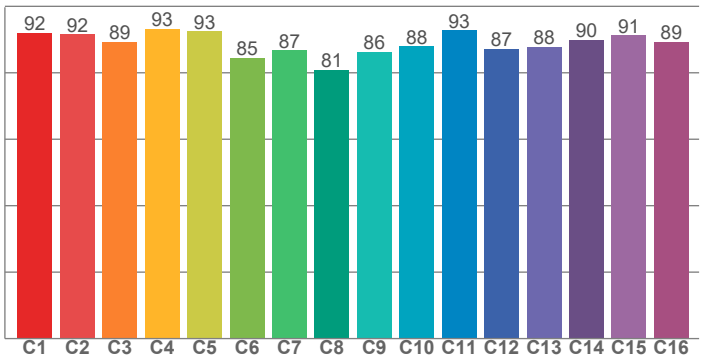

CRI: 88,3 (R1-R8)

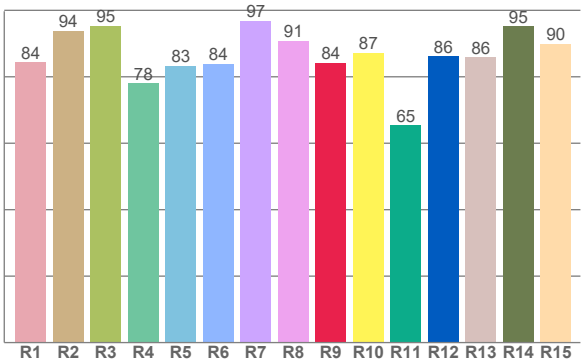

CRI R values, only R1-R8 are used to calculate final CRI value

R1	R2	R3	R4	R5	R6	R7	R8	R9	R10	R11	R12	R13	R14	R15
84,4	93,8	95,4	78,0	83,3	83,9	96,9	90,9	84,2	87,2	65,5	86,1	85,9	95,1	89,9

TM30 C values, 16 binned values out of total of 99 C values

C1	C2	C3	C4	C5	C6	C7	C8	C9	C10	C11	C12	C13	C14	C15	C16
92,1	91,6	89,3	93,2	92,5	84,6	86,8	80,9	86,4	88,0	92,7	87,2	87,8	89,9	91,3	89,3

CQS Q values

Q1	Q2	Q3	Q4	Q5	Q6	Q7	Q8	Q9	Q10	Q11	Q12	Q13	Q14	Q15
94,6	94,5	96,7	86,9	82,0	79,9	90,6	96,0	96,2	96,8	90,3	90,0	91,9	92,1	95,5

CQS: 89,9

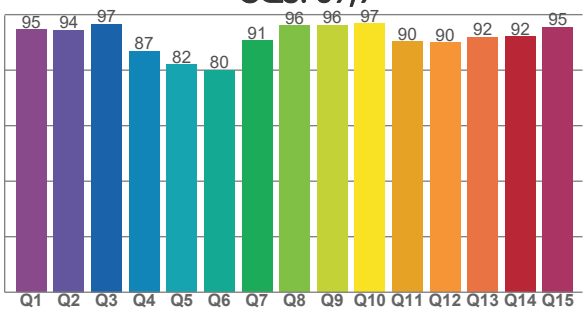

COLOR PARAMETERS

Color temperature	Color rendering index	Red component	Color fidelity	Color gamut	Color quality scale	Television lighting index	Color coordinate cie 1931	Color coordinate cie 1931	Color diviation from black body
CCT	CRI	CRI R9	TM30 Rf	TM30 Rg	CQS	TLCI	x	y	Δuv
2824 K	88,3	84,2	89,6	108,6	89,9	73	0,444	0,396	-0,0040

PROLIGHTS is a trademark of
MUSIC & LIGHTS S.r.l.
musiclights.it

Via A. Olivetti snc
04026 - Minturno (LT) ITALY
Tel: +39 0771 72190

prolights.it
info@prolights.it

TM30 DETAILS

PROLIGHTS

Rf 89,6

Fidelity index Rf

Rg 108,6

Gammut index

		Graphic shifts (%)	
Hue Bin	R_f	Chroma	Hue
1	92	2%	-1%
2	92	3%	-2%
3	89	3%	-1%
4	93	2%	-1%
5	93	4%	4%
6	85	9%	5%
7	87	9%	0%
8	81	12%	-4%
9	86	6%	-6%
10	88	3%	-7%
11	93	2%	-4%
12	87	4%	-6%
13	88	4%	-9%
14	90	3%	-6%
15	91	3%	0%
16	89	3%	-7%

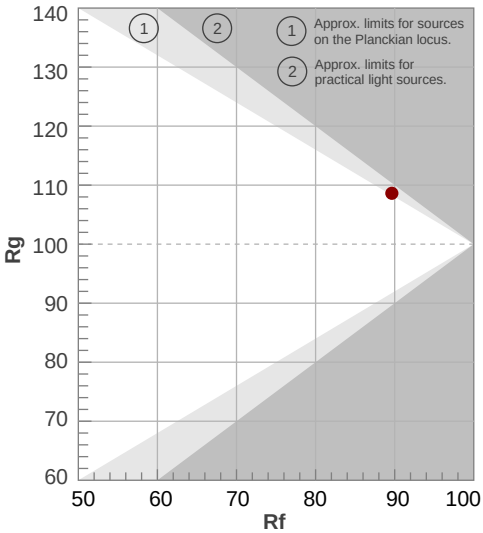

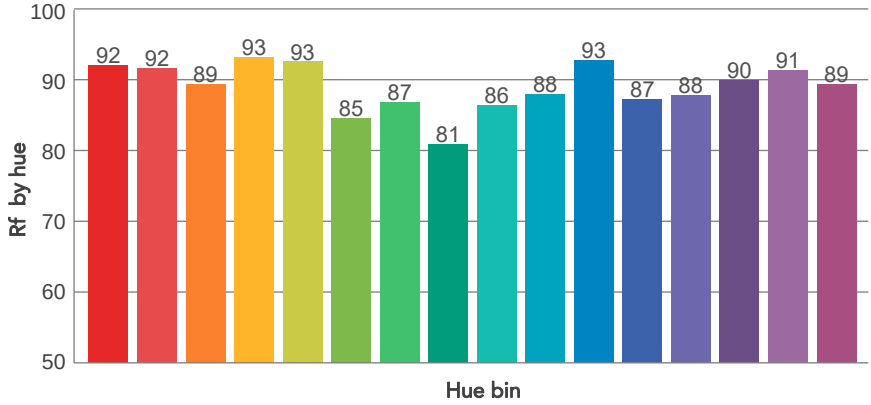

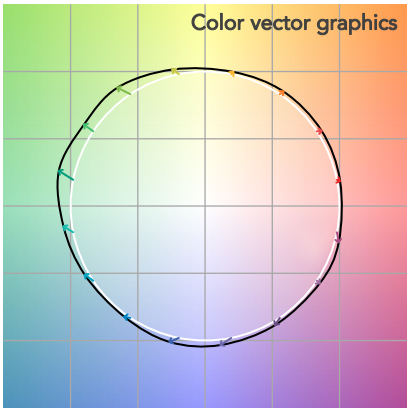

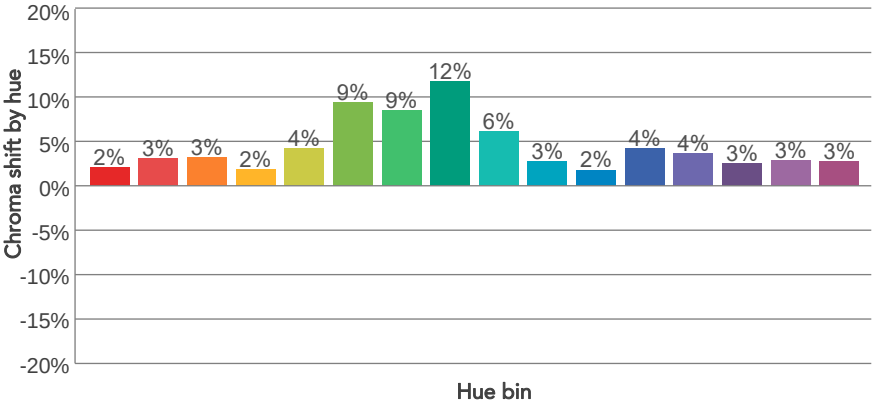

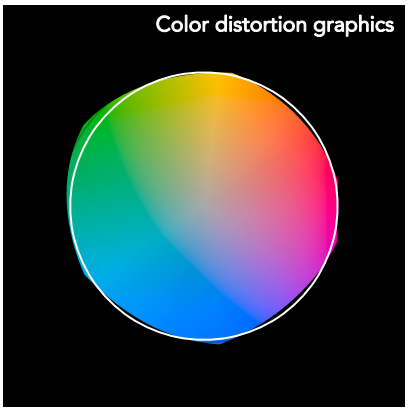

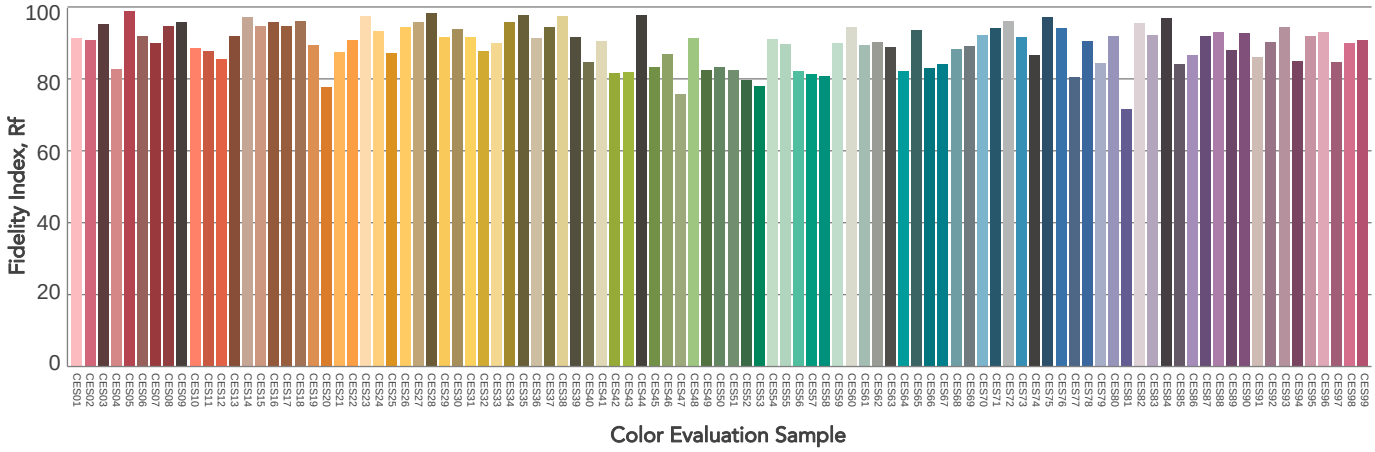

PROLIGHTS is a trademark of
MUSIC & LIGHTS S.r.l.
musiclights.it

Via A. Olivetti snc
04026 - Minturno (LT) ITALY
Tel: +39 0771 72190

prolights.it
info@prolights.it

BEAM DETAILS

Beam angle 50%	Field angle 10%	Cut off angle 2,5%	Intensity ratio in 120° cone	Intensity ratio in 90° cone
24°	49°	74,4°	96,8%	92,8%

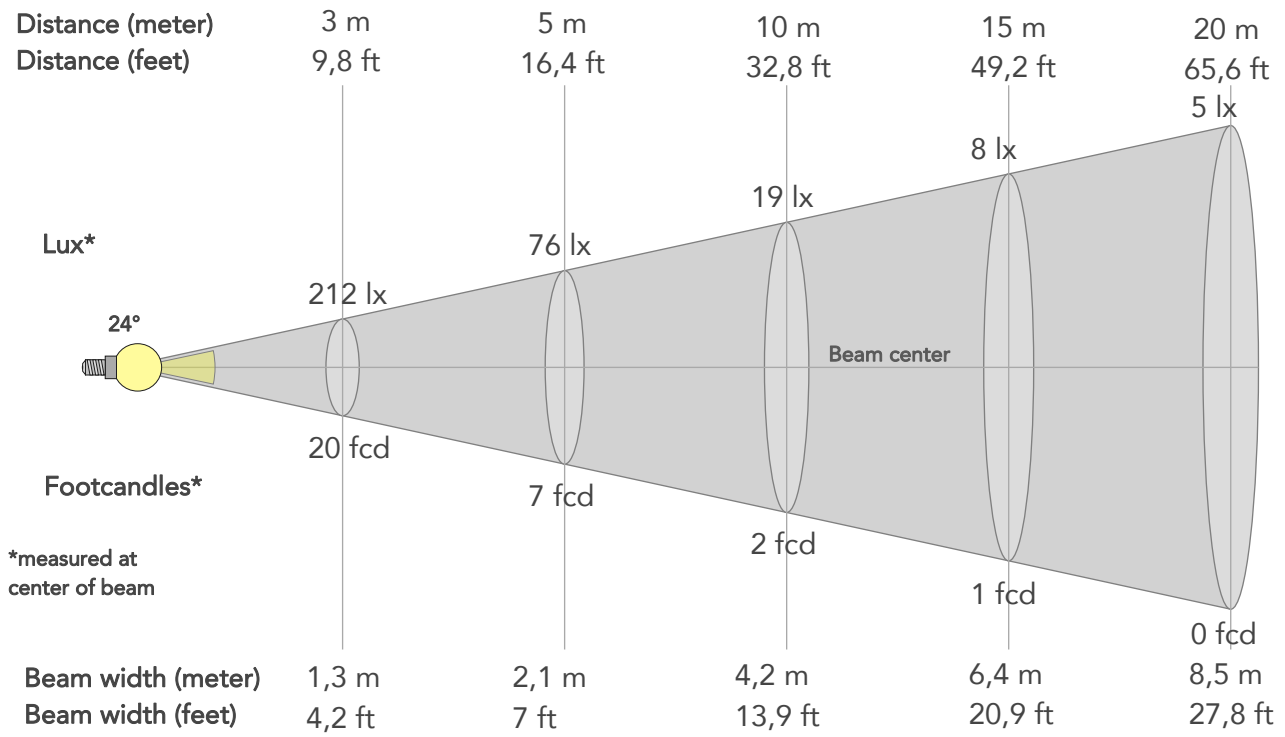

BEAM INTENSITIES AND WIDTHS

Distance	1m	2m	3m	4m	5m	7,5m	10m	15m	20m	25m	30m	40m	50m
Distance	3,3ft	6,6ft	9,8ft	13,1ft	16,4ft	24,6ft	32,8ft	49,2ft	65,6ft	82ft	98,4ft	131,2ft	164ft
Lux	1909lx	477lx	212lx	119lx	76lx	34lx	19lx	8lx	5lx	3lx	2lx	1lx	1lx
Footcand.	177fcd	44fcd	20fcd	11fcd	7fcd	3fcd	2fcd	1fcd	0fcd	0fcd	0fcd	0fcd	0fcd
Beam wid.	0,4m	0,8m	1,3m	1,7m	2,1m	3,2m	4,2m	6,4m	8,5m	10,6m	12,7m	17m	21,2m
Beam wid.	1,4ft	2,8ft	4,2ft	5,6ft	7ft	10,4ft	13,9ft	20,9ft	27,8ft	34,8ft	41,8ft	55,7ft	69,6ft

LINEAR DISTRIBUTION DIAGRAM

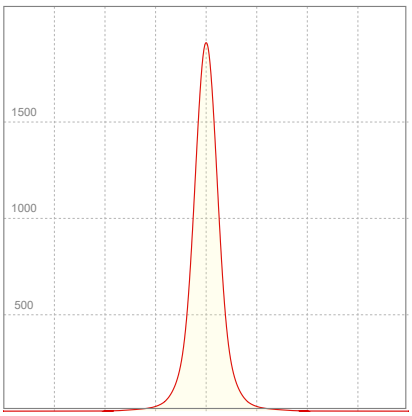

ELECTRICAL SPECIFICATIONS

Input voltage	Input current	Input power	Power FC	Effeciency
229V	0,109A	11,9W	0,48	42lm/W

PROLIGHTS is a trademark of
MUSIC & LIGHTS S.r.l.
musiclights.it

Via A. Olivetti snc
04026 - Minturno (LT) ITALY
Tel: +39 0771 72190

prolights.it
info@prolights.it

ISO DIAGRAMS

ISO CANDELA DIAGRAM

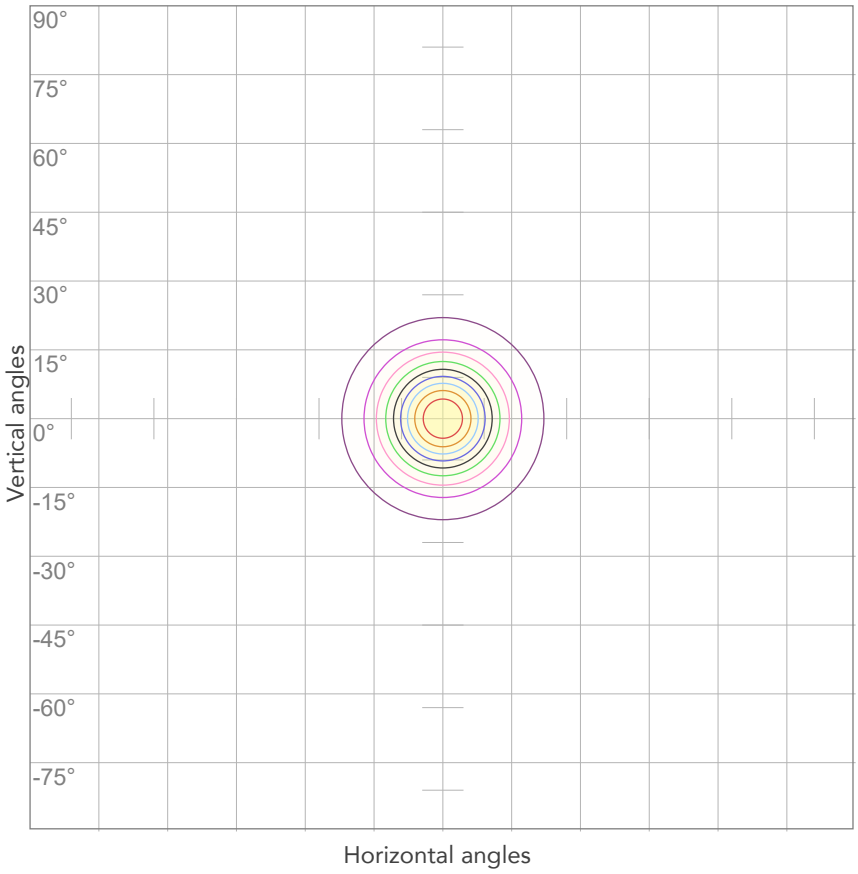

10%	191 cd
20%	382 cd
30%	573 cd
40%	764 cd
50%	954 cd
60%	1145 cd
70%	1336 cd
80%	1527 cd

Conditions:

Number of c-planes: 2

Candela at center: 1909 cd

ISO LUX DIAGRAM

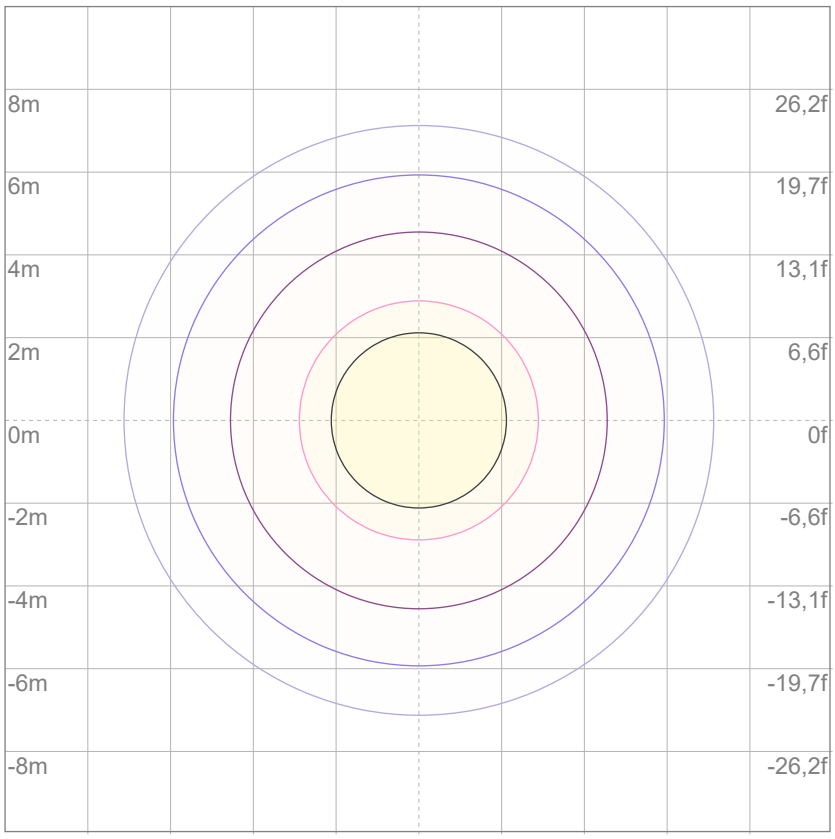

Mounting height: 10 meters (33 feet)

3%	0,573 lx
5%	0,954 lx
10%	1,91 lx
30%	5,73 lx
50%	9,54 lx

Conditions:

Number of c-planes: 2

Lux at center: 19,1 lx

Lux distribution on a surface when lamp is mounted at 10 meters from the surface.

Total lumen output:

497 lm

Peak candela output:

636 cd

Light quality:

CRI: 88,4

Color temperature:

2847 K

PRODUCT NAME:

ARCSPOTXSFC

MEASURAMENT CONDITIONS:

Beam angle:
10° + 40° Filter

Target:
2800K

Operator:
Salvatore Giglio

Date and time:
21/05/2024 14:40:24

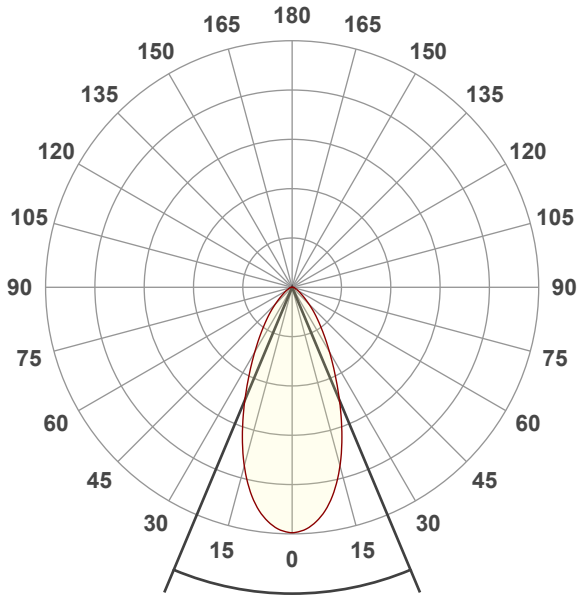

Beam angle 50%: 45,5°
Field angle 10%: 89,4°
Cut off angle 2.5%: 123,3°

Spectra

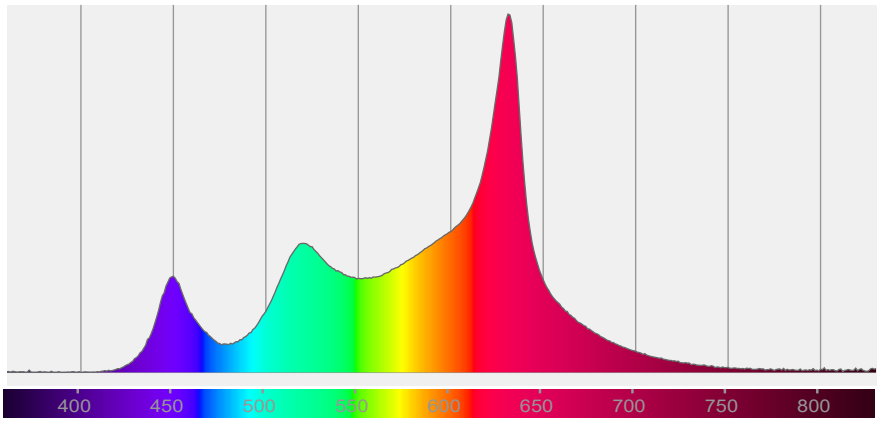

COLOR DETAILS

PROLIGHTS

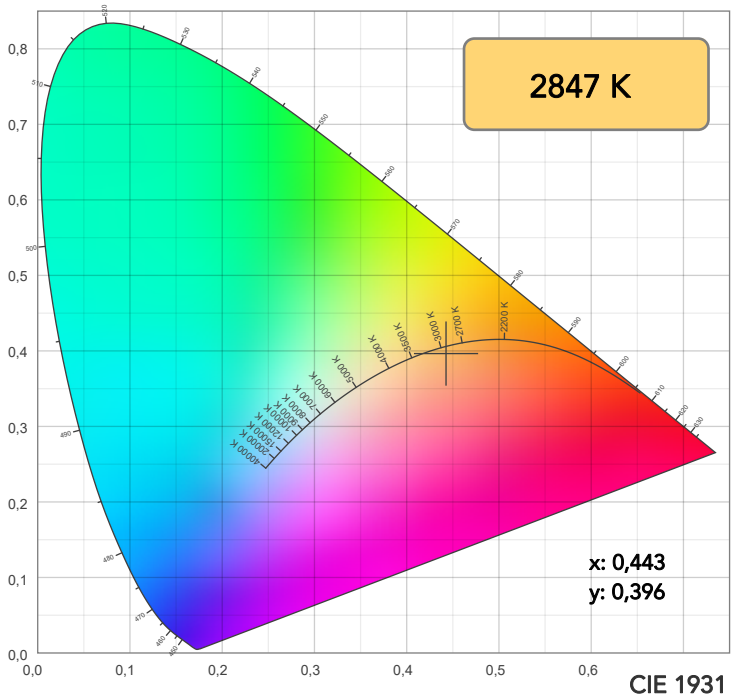

CIE 1931

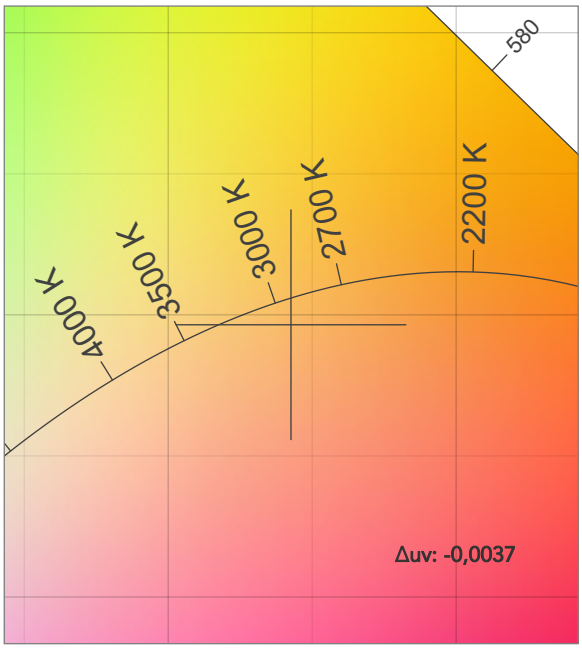

CIE 1931 ZOOM

TM30: 90,0

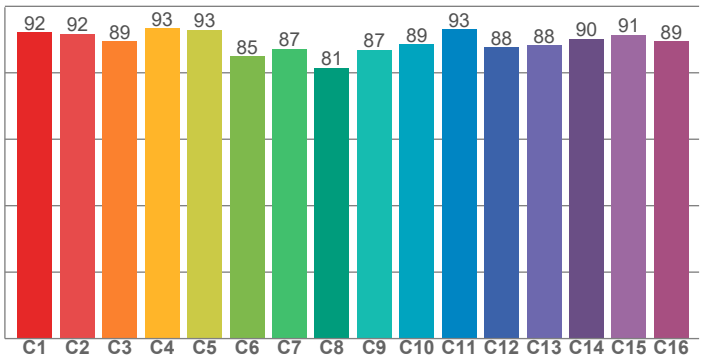

CRI: 88,4 (R1-R8)

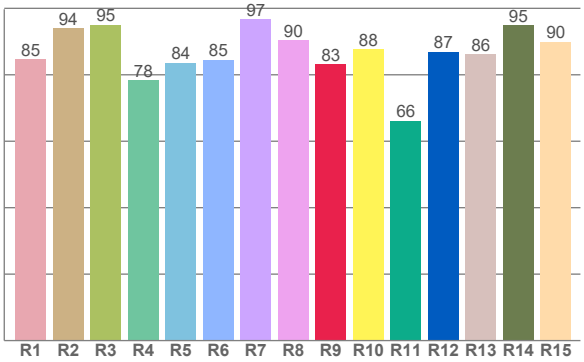

CRI R values, only R1-R8 are used to calculate final CRI value

R1	R2	R3	R4	R5	R6	R7	R8	R9	R10	R11	R12	R13	R14	R15
84,6	94,1	95,1	78,3	83,7	84,5	96,8	90,4	83,2	87,8	66,1	86,9	86,1	95,0	89,9

TM30 C values, 16 binned values out of total of 99 C values

C1	C2	C3	C4	C5	C6	C7	C8	C9	C10	C11	C12	C13	C14	C15	C16
92,2	91,7	89,5	93,4	92,9	85,0	87,3	81,4	86,9	88,6	93,1	87,6	88,2	90,3	91,4	89,4

CQS Q values

Q1	Q2	Q3	Q4	Q5	Q6	Q7	Q8	Q9	Q10	Q11	Q12	Q13	Q14	Q15
95,2	94,6	96,7	87,4	82,6	80,6	91,0	95,9	96,2	96,9	90,3	89,9	91,8	92,4	95,5

CQS: 90,1

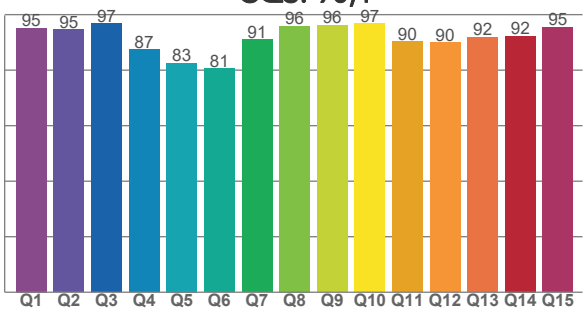

COLOR PARAMETERS

Color temperature	Color rendering index	Red component	Color fidelity	Color gamut	Color quality scale	Television lighting index	Color coordinate cie 1931	Color coordinate cie 1931	Color diviation from black body
CCT	CRI	CRI R9	TM30 Rf	TM30 Rg	CQS	TLCI	x	y	Δuv
2847 K	88,4	83,2	90,0	108,4	90,1	75	0,443	0,396	-0,0037

PROLIGHTS is a trademark of
MUSIC & LIGHTS S.r.l.
musiclights.it

Via A. Olivetti snc
04026 - Minturno (LT) ITALY
Tel: +39 0771 72190

prolights.it
info@prolights.it

TM30 DETAILS

PROLIGHTS

Rf 90,0

Fidelity index Rf

Rg 108,4

Gammut index

		Graphic shifts (%)	
Hue Bin	R_f	Chroma	Hue
1	92	2%	-1%
2	92	3%	-2%
3	89	3%	-1%
4	93	2%	-1%
5	93	4%	4%
6	85	9%	5%
7	87	8%	0%
8	81	11%	-4%
9	87	6%	-5%
10	89	3%	-7%
11	93	2%	-4%
12	88	4%	-6%
13	88	3%	-8%
14	90	3%	-5%
15	91	3%	0%
16	89	3%	-7%

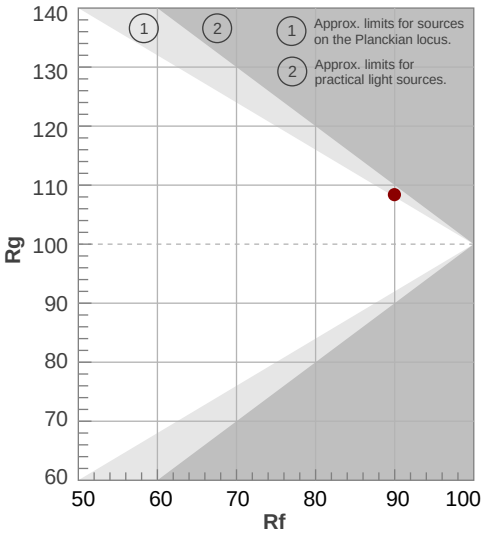

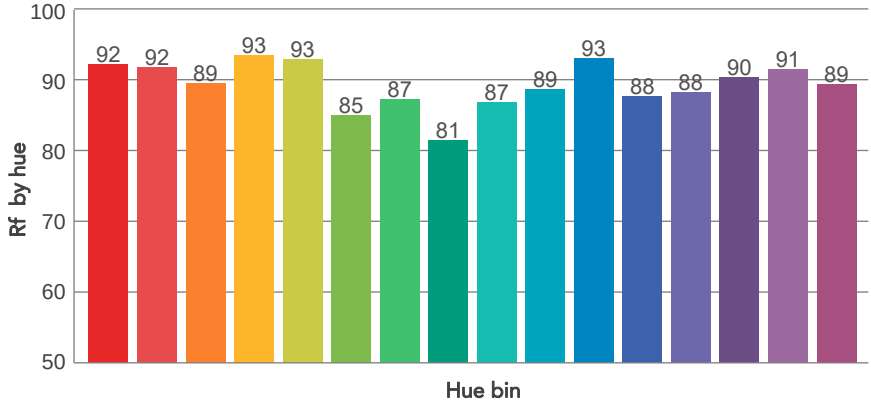

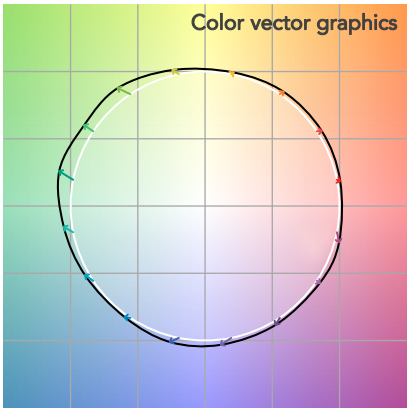

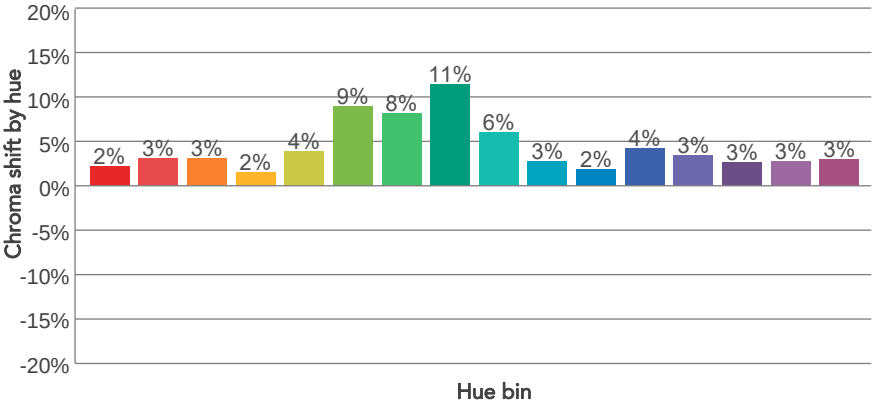

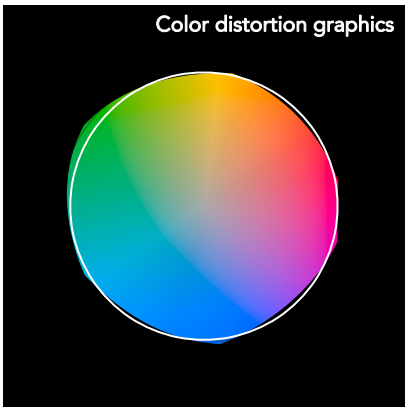

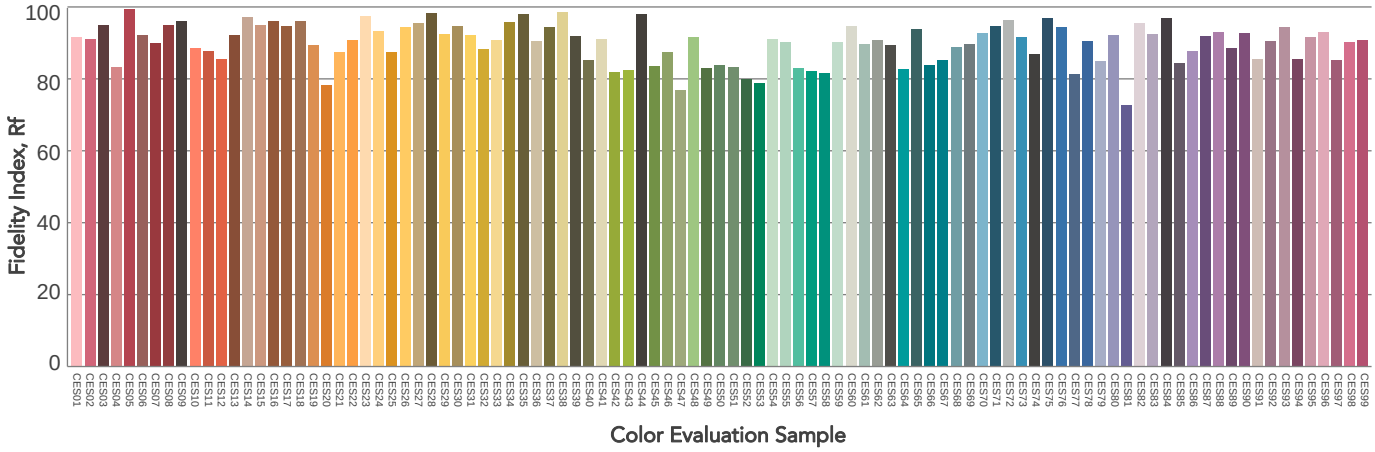

PROLIGHTS is a trademark of
MUSIC & LIGHTS S.r.l.
musiclights.it

Via A. Olivetti snc
04026 - Minturno (LT) ITALY
Tel: +39 0771 72190

prolights.it
info@prolights.it

BEAM DETAILS

Beam angle 50%	Field angle 10%	Cut off angle 2,5%	Intensity ratio in 120° cone	Intensity ratio in 90° cone
45,5°	89,4°	123,3°	95,2%	86,4%

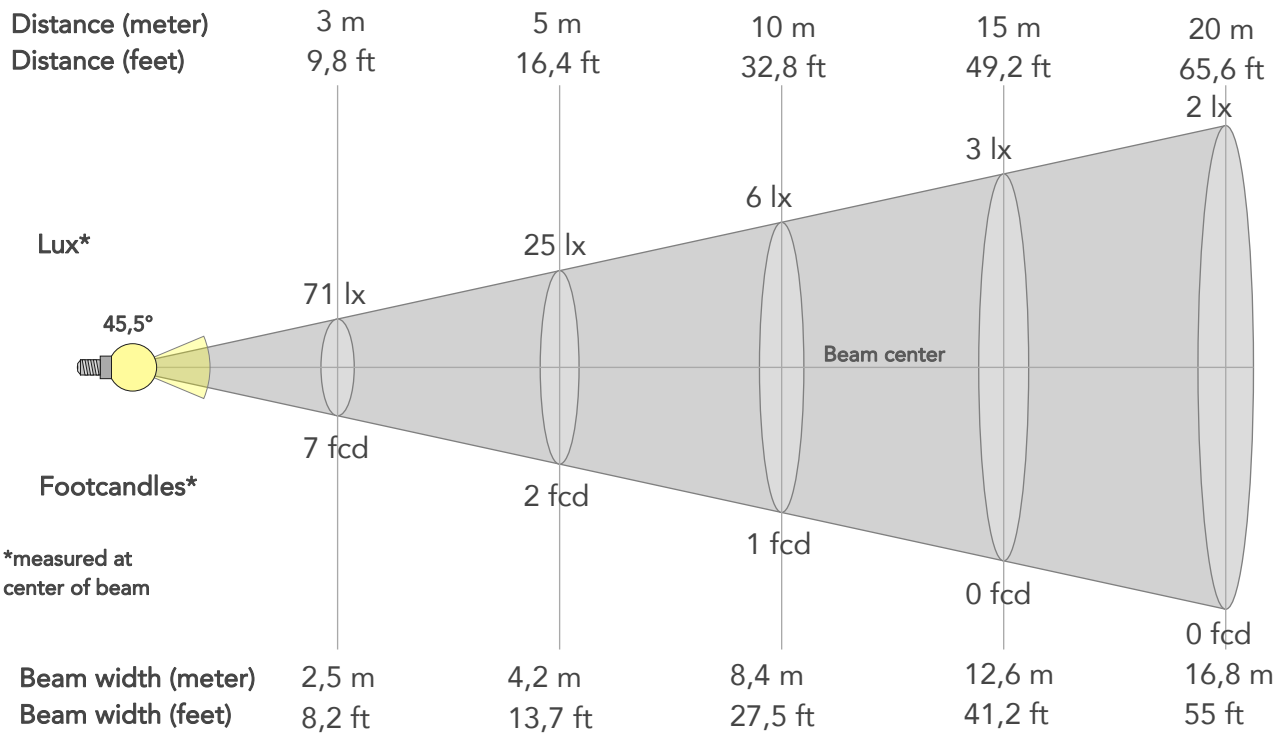

BEAM INTENSITIES AND WIDTHS

Distance	1m	2m	3m	4m	5m	7,5m	10m	15m	20m	25m	30m	40m	50m
Distance	3,3ft	6,6ft	9,8ft	13,1ft	16,4ft	24,6ft	32,8ft	49,2ft	65,6ft	82ft	98,4ft	131,2ft	164ft
Lux	636lx	159lx	71lx	40lx	25lx	11lx	6lx	3lx	2lx	1lx	1lx	0lx	0lx
Footcand.	59fcd	15fcd	7fcd	4fcd	2fcd	1fcd	1fcd	0fcd	0fcd	0fcd	0fcd	0fcd	0fcd
Beam wid.	0,8m	1,7m	2,5m	3,4m	4,2m	6,3m	8,4m	12,6m	16,8m	20,9m	25,1m	33,5m	41,9m
Beam wid.	2,8ft	5,5ft	8,2ft	11ft	13,7ft	20,6ft	27,5ft	41,2ft	55ft	68,7ft	82,5ft	109,9ft	137,4ft

LINEAR DISTRIBUTION DIAGRAM

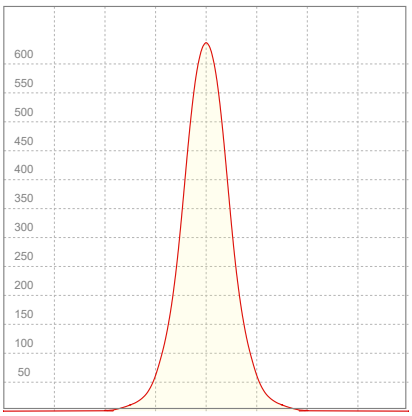

ELECTRICAL SPECIFICATIONS

Input voltage	Input current	Input power	Power FC	Effeciency
229V	0,108A	11,8W	0,48	42lm/W

PROLIGHTS is a trademark of
MUSIC & LIGHTS S.r.l.
musiclights.it

Via A. Olivetti snc
04026 - Minturno (LT) ITALY
Tel: +39 0771 72190

prolights.it
info@prolights.it

ISO DIAGRAMS

ISO CANDELA DIAGRAM

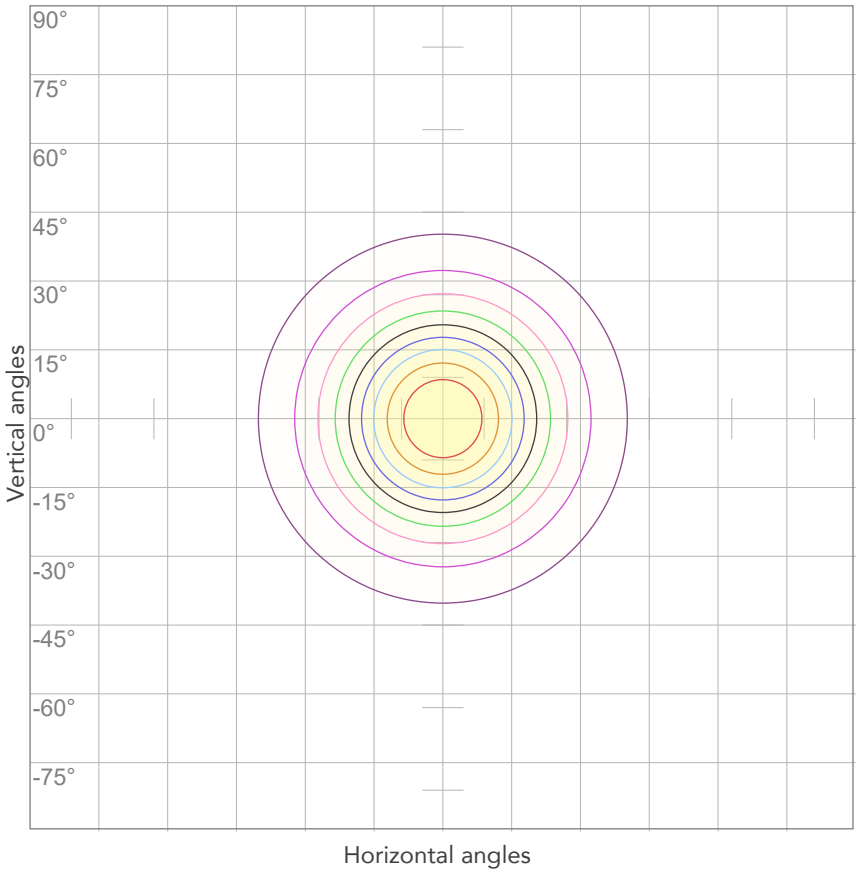

10%	64 cd
20%	127 cd
30%	191 cd
40%	254 cd
50%	318 cd
60%	381 cd
70%	445 cd
80%	509 cd

Conditions:

Number of c-planes: 2

Candela at center: 636 cd

ISO LUX DIAGRAM

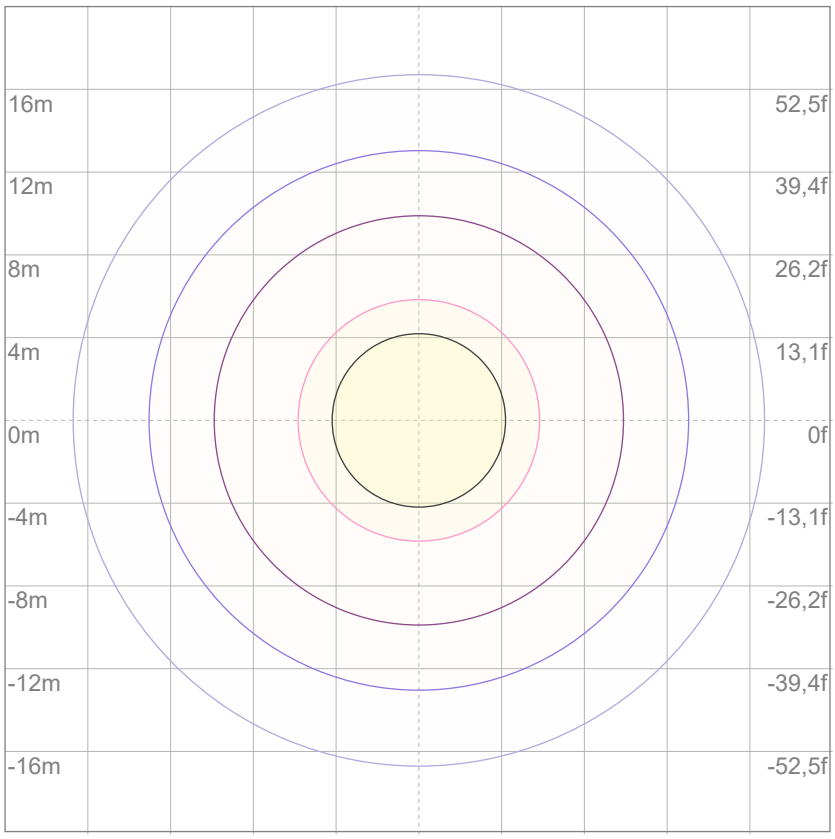

Mounting height: 10 meters (33 feet)

3%	0,191 lx
5%	0,318 lx
10%	0,636 lx
30%	1,91 lx
50%	3,18 lx

Conditions:

Number of c-planes: 2

Lux at center: 6,36 lx

Lux distribution on a surface when lamp is mounted at 10 meters from the surface.

Total lumen output:

518 lm

Peak candela output:

510 cd

Light quality:

CRI: 85,4

Color temperature:

2883 K

PRODUCT NAME:

ARCSPOTXSFC

MEASURAMENT CONDITIONS:

Beam angle:
10° + 60° Filter

Target:
2800K

Operator:
Salvatore Giglio

Date and time:
27/05/2024 12:32:40

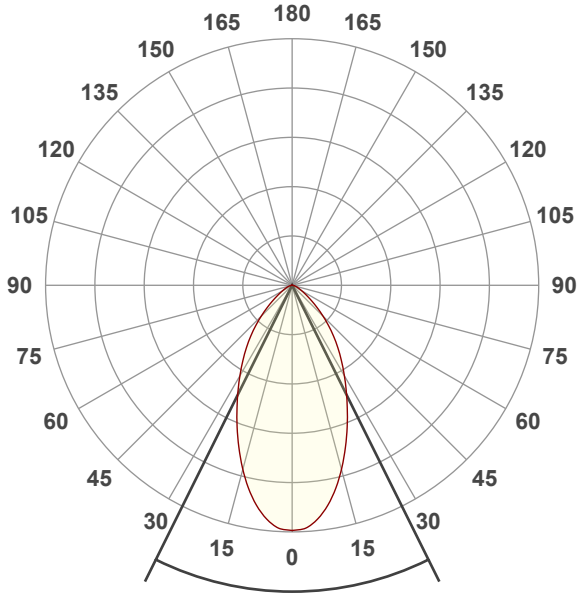

Beam angle 50%: 52,8°
Field angle 10%: 103,4°
Cut off angle 2.5%: 135,2°

Spectra

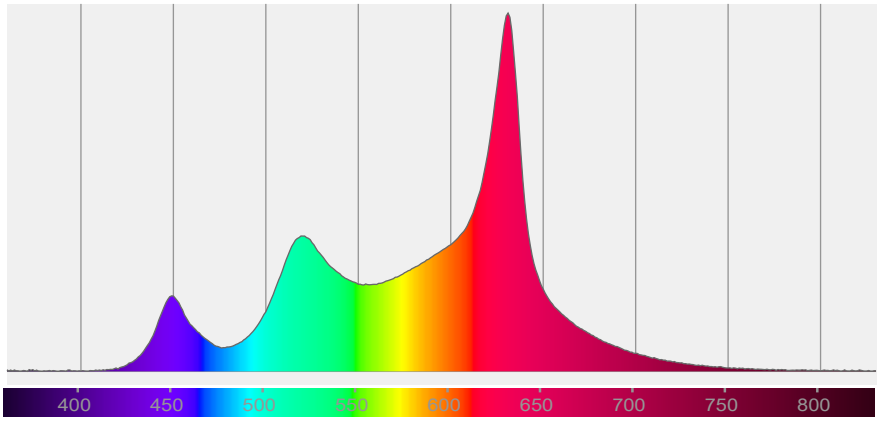

COLOR DETAILS

PROLIGHTS

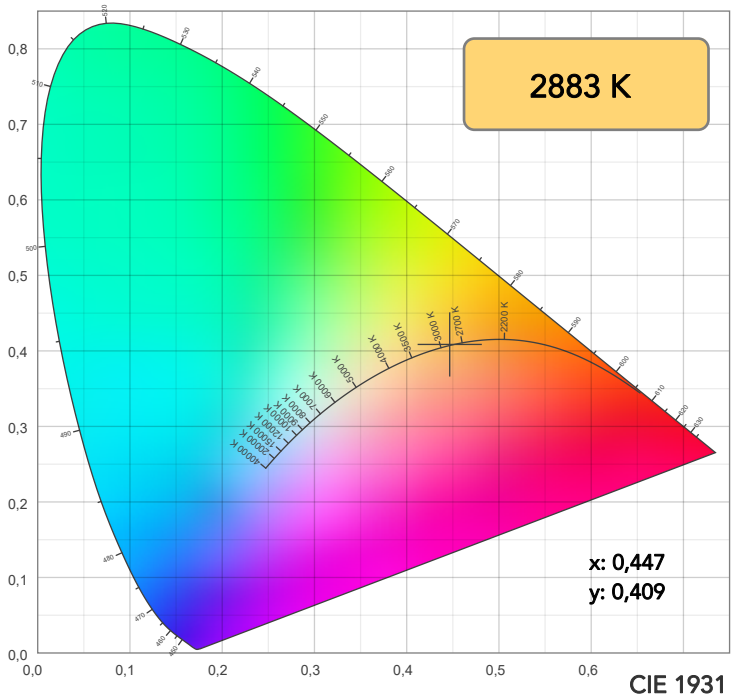

CIE 1931

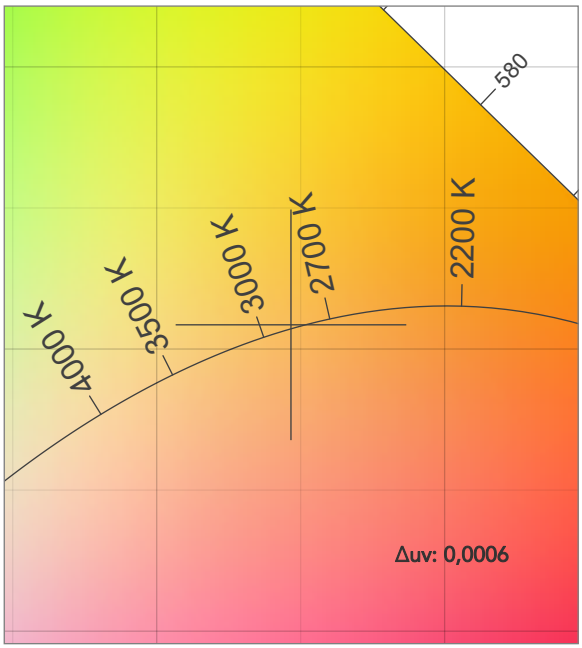

CIE 1931 ZOOM

TM30: 88,7

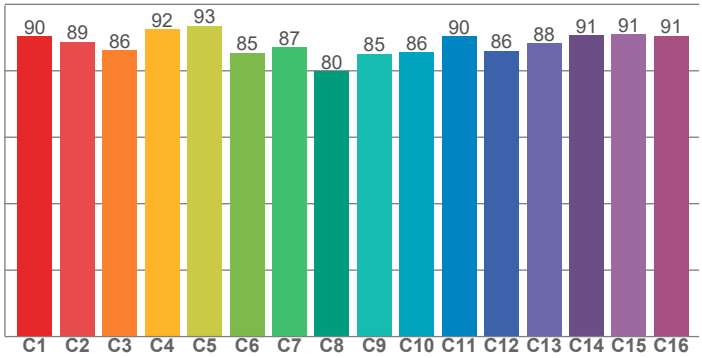

CRI: 85,4 (R1-R8)

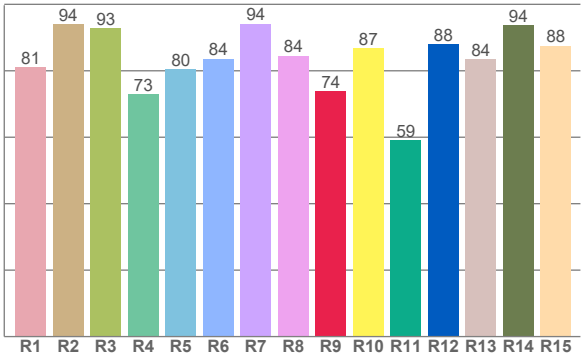

CRI R values, only R1-R8 are used to calculate final CRI value

R1	R2	R3	R4	R5	R6	R7	R8	R9	R10	R11	R12	R13	R14	R15
81,0	94,0	92,8	73,0	80,4	83,6	94,1	84,5	73,8	86,8	59,1	87,9	83,6	93,6	87,6

TM30 C values, 16 binned values out of total of 99 C values

C1	C2	C3	C4	C5	C6	C7	C8	C9	C10	C11	C12	C13	C14	C15	C16
90,4	88,8	86,1	92,5	93,5	85,4	87,0	79,8	85,0	85,6	90,3	86,0	88,3	90,6	90,9	90,5

CQS Q values

Q1	Q2	Q3	Q4	Q5	Q6	Q7	Q8	Q9	Q10	Q11	Q12	Q13	Q14	Q15
96,8	94,0	93,0	81,0	78,9	80,8	95,2	89,6	92,8	91,2	82,7	82,3	85,4	92,9	94,1

CQS: 87,0

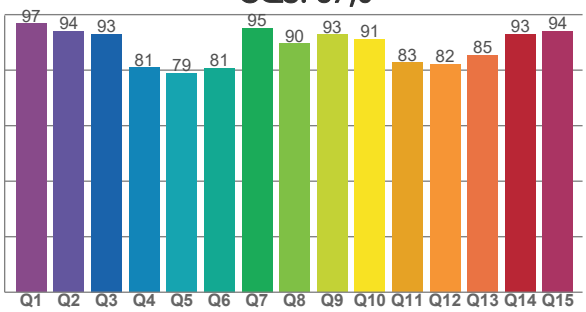

COLOR PARAMETERS

Color temperature	Color rendering index	Red component	Color fidelity	Color gamut	Color quality scale	Television lighting index	Color coordinate cie 1931	Color coordinate cie 1931	Color diviation from black body
CCT	CRI	CRI R9	TM30 Rf	TM30 Rg	CQS	TLCI	x	y	Δuv
2883 K	85,4	73,8	88,7	107,1	87,0	68	0,447	0,409	0,0006

PROLIGHTS is a trademark of
MUSIC & LIGHTS S.r.l.
musiclights.it

Via A. Olivetti snc
04026 - Minturno (LT) ITALY
Tel: +39 0771 72190

prolights.it
info@prolights.it

TM30 DETAILS

PROLIGHTS

Rf 88,7

Fidelity index Rf

Rg 107,1

Gammut index

		Graphic shifts (%)	
Hue Bin	R_f	Chroma	Hue
1	90	4%	-1%
2	89	4%	-4%
3	86	3%	-5%
4	92	-1%	-4%
5	93	1%	3%
6	85	7%	7%
7	87	8%	3%
8	80	13%	-2%
9	85	7%	-5%
10	86	4%	-9%
11	90	2%	-7%
12	86	3%	-8%
13	88	2%	-9%
14	91	1%	-4%
15	91	2%	2%
16	91	4%	-5%

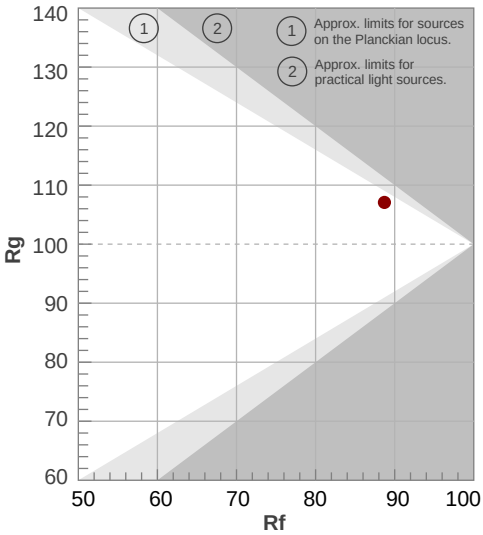

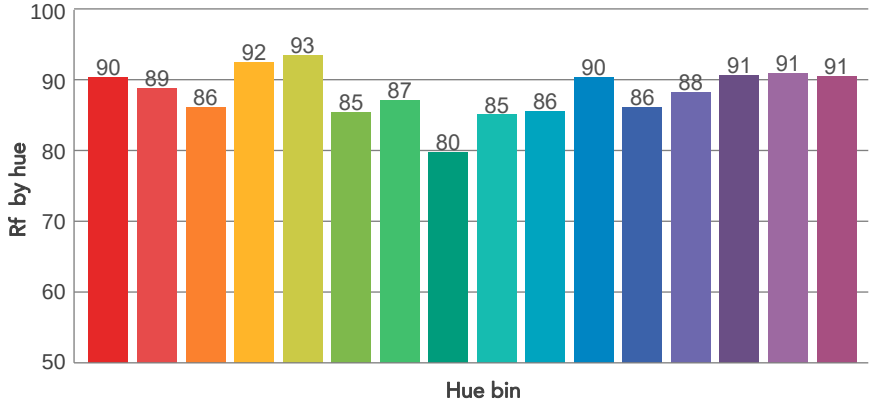

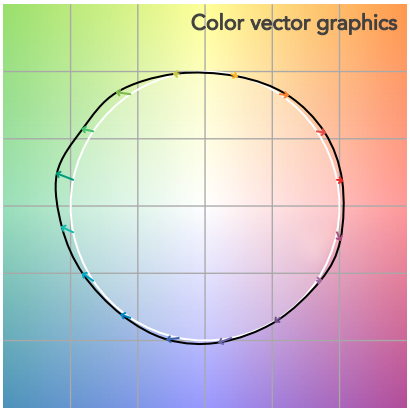

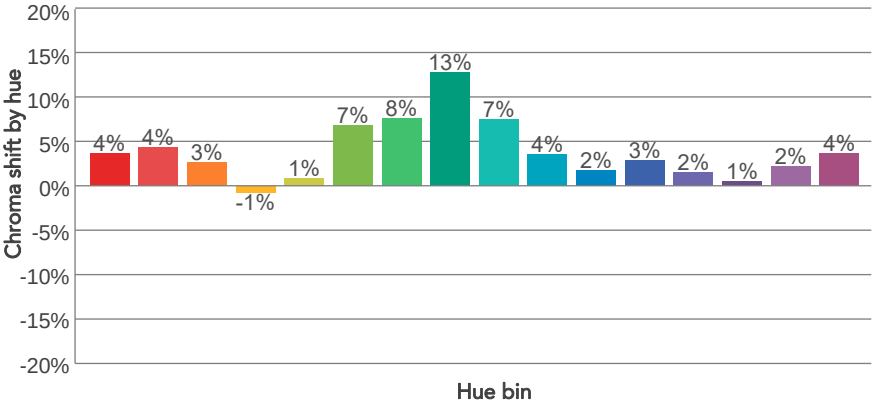

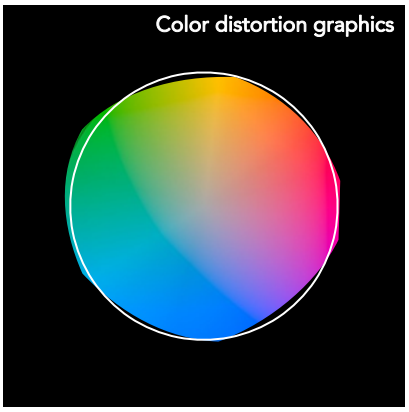

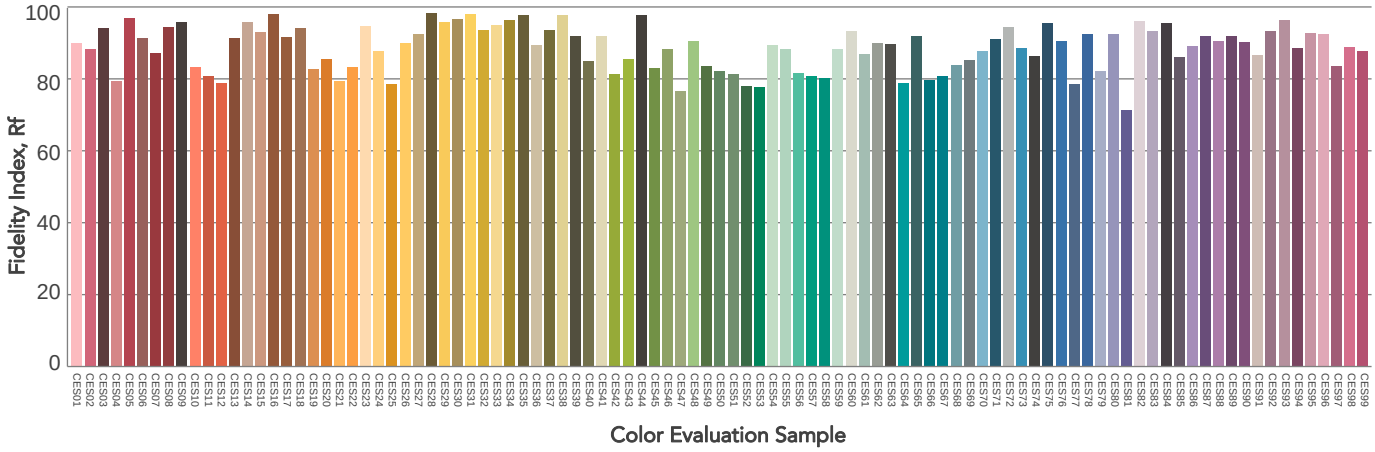

PROLIGHTS is a trademark of
MUSIC & LIGHTS S.r.l.
musiclights.it

Via A. Olivetti snc
04026 - Minturno (LT) ITALY
Tel: +39 0771 72190

prolights.it
info@prolights.it

BEAM DETAILS

Beam angle 50%	Field angle 10%	Cut off angle 2,5%	Intensity ratio in 120° cone	Intensity ratio in 90° cone
52,8°	103,4°	135,2°	95,1%	82,6%

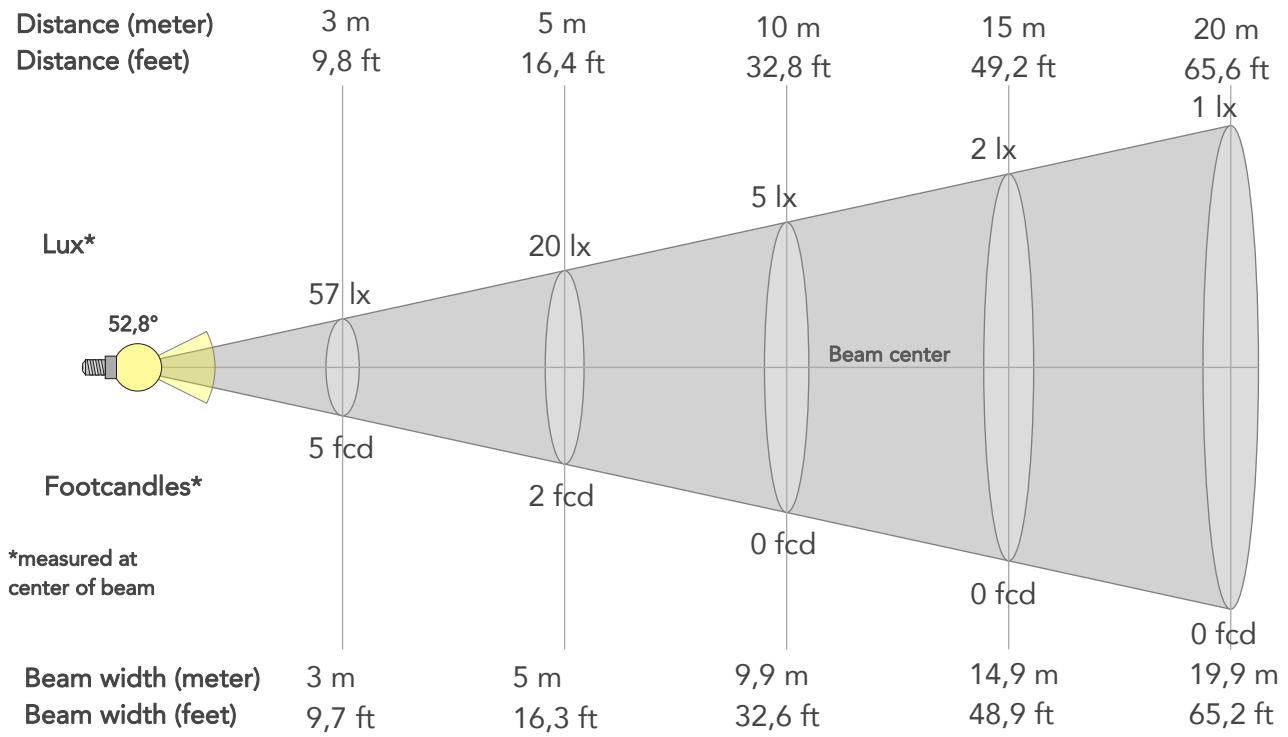

BEAM INTENSITIES AND WIDTHS

Distance	1m	2m	3m	4m	5m	7,5m	10m	15m	20m	25m	30m	40m	50m
Distance	3,3ft	6,6ft	9,8ft	13,1ft	16,4ft	24,6ft	32,8ft	49,2ft	65,6ft	82ft	98,4ft	131,2ft	164ft
Lux	510lx	127lx	57lx	32lx	20lx	9lx	5lx	2lx	1lx	1lx	1lx	0lx	0lx
Footcand.	47fcd	12fcd	5fcd	3fcd	2fcd	1fcd	0fcd	0fcd	0fcd	0fcd	0fcd	0fcd	0fcd
Beam wid.	1m	2m	3m	4m	5m	7,5m	9,9m	14,9m	19,9m	24,8m	29,8m	39,7m	49,7m
Beam wid.	3,3ft	6,6ft	9,7ft	13ft	16,3ft	24,4ft	32,6ft	48,9ft	65,2ft	81,5ft	97,8ft	130,4ft	163ft

LINEAR DISTRIBUTION DIAGRAM

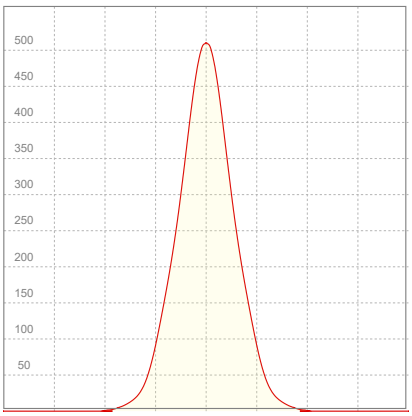

ELECTRICAL SPECIFICATIONS

Input voltage	Input current	Input power	Power FC	Effeciency
229V	0,113A	12,6W	0,49	41lm/W

PROLIGHTS is a trademark of
MUSIC & LIGHTS S.r.l.
musiclights.it

Via A. Olivetti snc
04026 - Minturno (LT) ITALY
Tel: +39 0771 72190

prolights.it
info@prolights.it

ISO DIAGRAMS

ISO CANDELA DIAGRAM

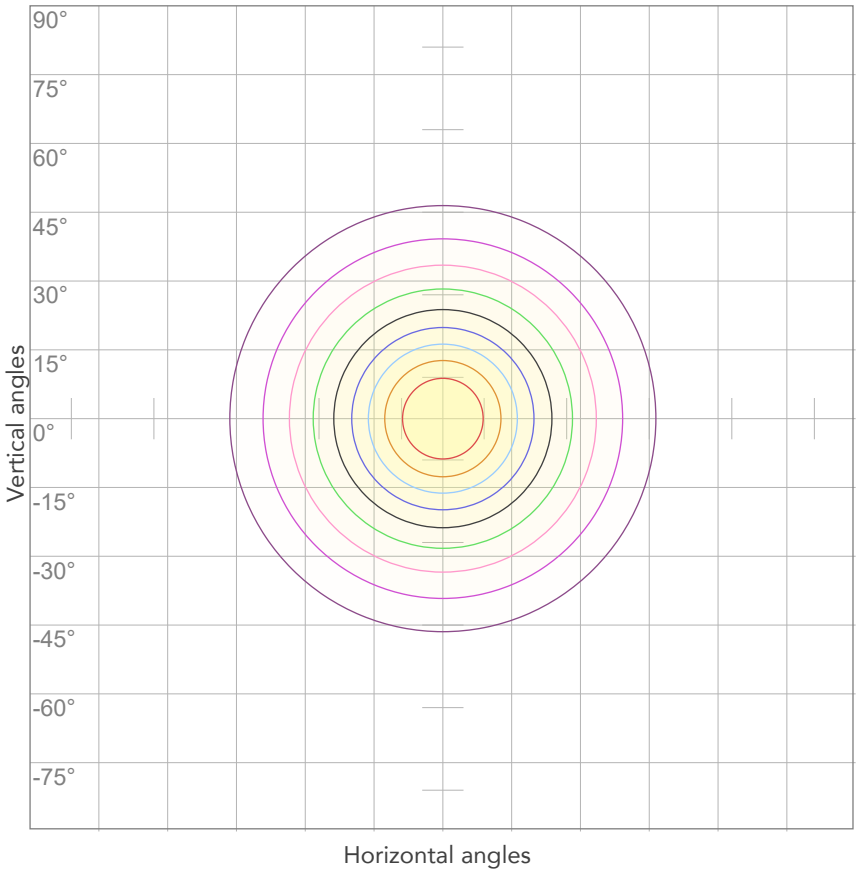

10%	51 cd
20%	102 cd
30%	153 cd
40%	204 cd
50%	255 cd
60%	306 cd
70%	357 cd
80%	408 cd

Conditions:

Number of c-planes: 2

Candela at center: 510 cd

ISO LUX DIAGRAM

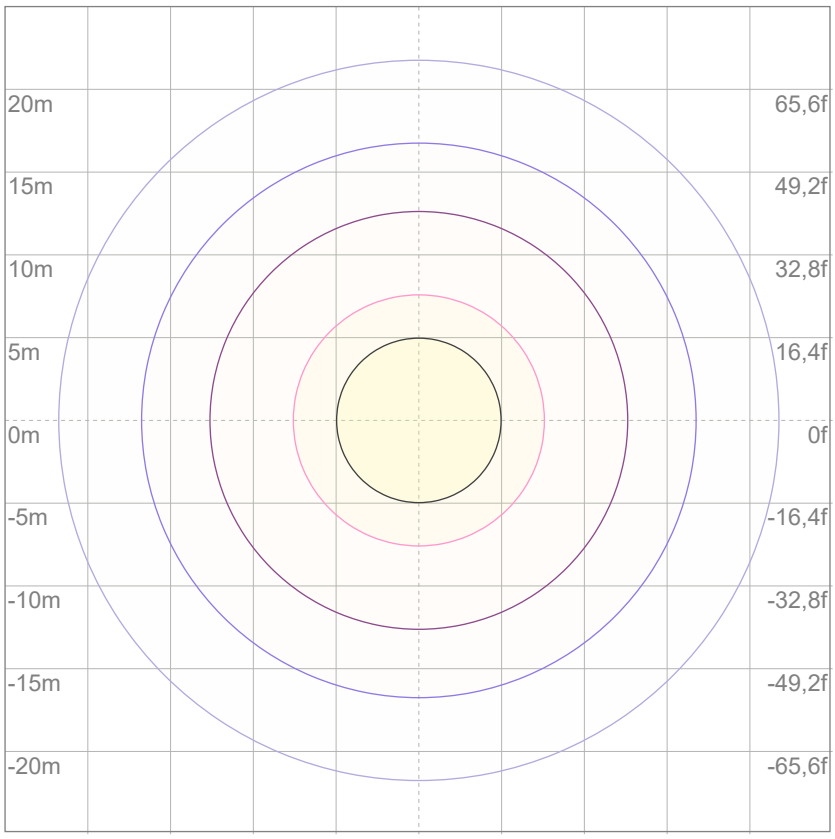

Mounting height: 10 meters (33 feet)

3%	0,153 lx
5%	0,255 lx
10%	0,510 lx
30%	1,53 lx
50%	2,55 lx

Conditions:

Number of c-planes: 2

Lux at center: 5,10 lx

Lux distribution on a surface when lamp is mounted at 10 meters from the surface.

Total lumen output:

674 lm

Peak candela output:

1436 cd

Light quality:

CRI: 88,6

Color temperature:

2855 K

PRODUCT NAME:

ARCSPOTXSFC

MEASURAMENT CONDITIONS:

Beam angle:
10° + 10° x 60° Filter

Target:
2800K

Operator:
Salvatore Giglio

Date and time:
21/05/2024 16:37:11

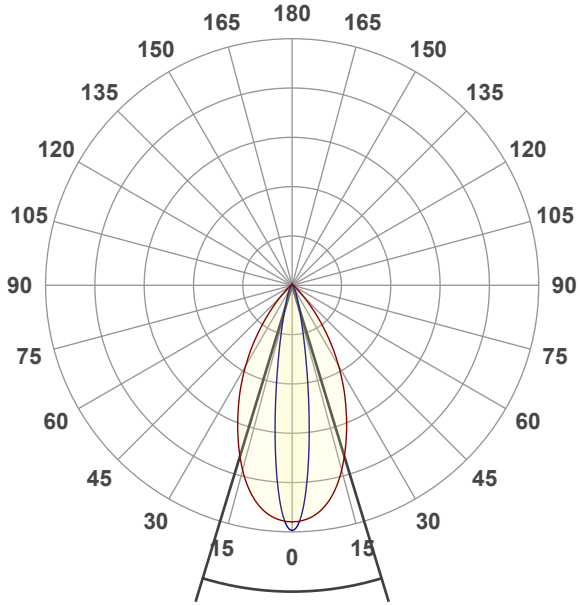

Beam angle 50%: 33,9°
Field angle 10%: 60,2°
Cut off angle 2.5%: 84,3°

Spectra

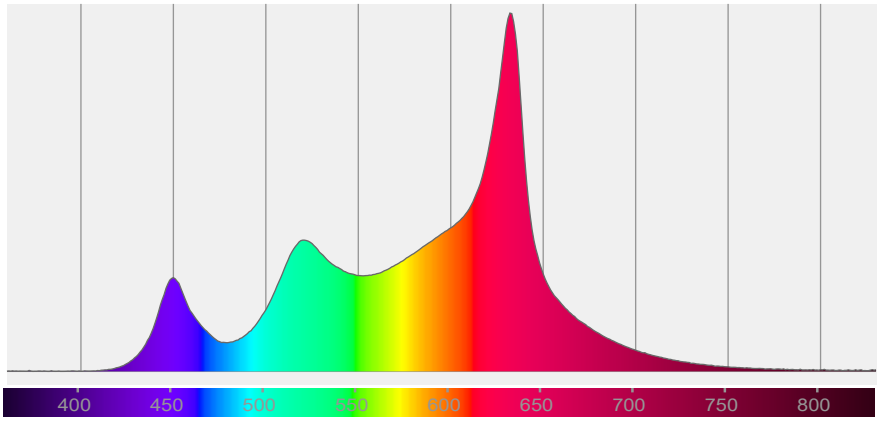

COLOR DETAILS

PROLIGHTS

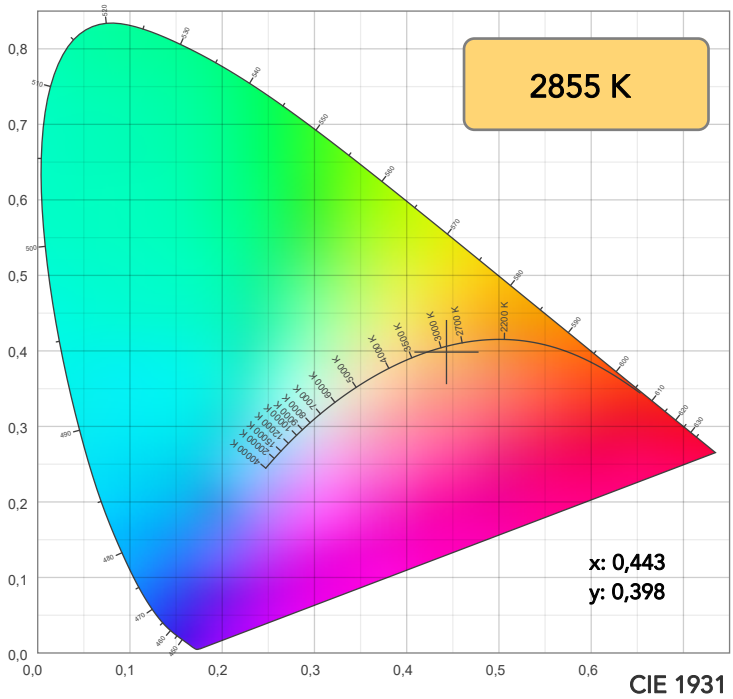

CIE 1931

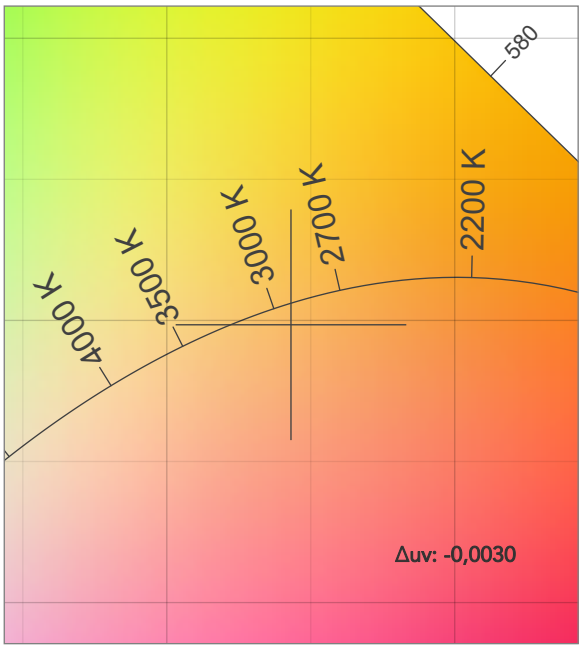

CIE 1931 ZOOM

TM30: 90,4

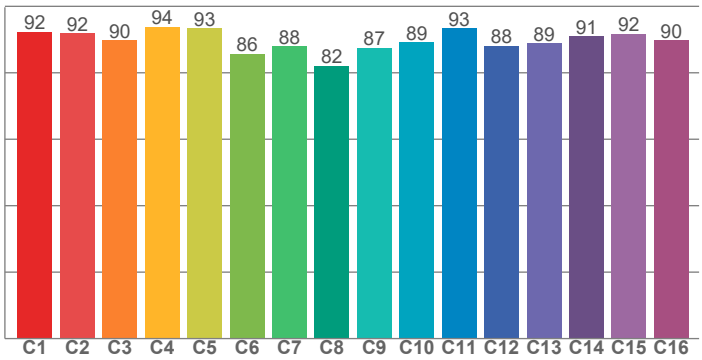

CRI: 88,6 (R1-R8)

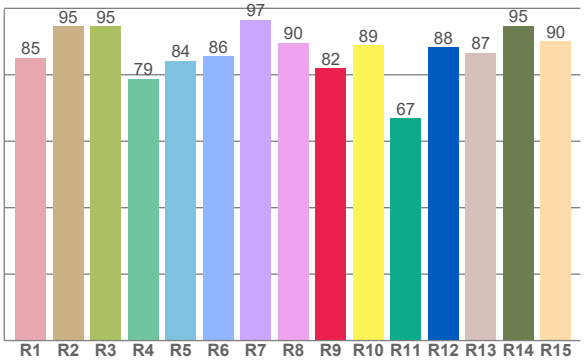

CRI R values, only R1-R8 are used to calculate final CRI value

R1	R2	R3	R4	R5	R6	R7	R8	R9	R10	R11	R12	R13	R14	R15
85,1	94,6	94,5	78,8	84,3	85,6	96,6	89,6	81,9	88,9	66,9	88,3	86,7	94,7	90,1

TM30 C values, 16 binned values out of total of 99 C values

C1	C2	C3	C4	C5	C6	C7	C8	C9	C10	C11	C12	C13	C14	C15	C16
92,3	91,9	89,7	93,8	93,4	85,6	87,9	82,2	87,4	89,2	93,4	88,1	88,9	90,9	91,6	89,7

CQS Q values

Q1	Q2	Q3	Q4	Q5	Q6	Q7	Q8	Q9	Q10	Q11	Q12	Q13	Q14	Q15
96,0	94,8	96,8	87,7	83,1	81,4	91,6	95,5	96,0	96,8	90,1	89,5	91,4	92,9	95,4

CQS: 90,3

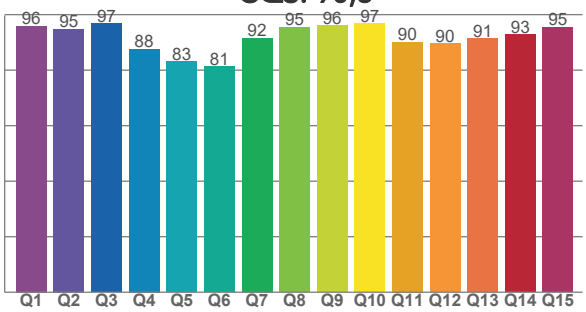

COLOR PARAMETERS

Color temperature	Color rendering index	Red component	Color fidelity	Color gamut	Color quality scale	Television lighting index	Color coordinate cie 1931	Color coordinate cie 1931	Color diviation from black body
CCT	CRI	CRI R9	TM30 Rf	TM30 Rg	CQS	TLCI	x	y	Δuv
2855 K	88,6	81,9	90,4	108,0	90,3	76	0,443	0,398	-0,0030

PROLIGHTS is a trademark of
MUSIC & LIGHTS S.r.l.
musiclights.it

Via A. Olivetti snc
04026 - Minturno (LT) ITALY
Tel: +39 0771 72190

prolights.it
info@prolights.it

TM30 DETAILS

PROLIGHTS

Rf 90,4

Fidelity index Rf

Rg 108,0

Gammut index

		Graphic shifts (%)	
Hue Bin	R_f	Chroma	Hue
1	92	2%	-1%
2	92	3%	-2%
3	90	3%	-2%
4	94	1%	-2%
5	93	3%	4%
6	86	8%	5%
7	88	8%	0%
8	82	11%	-4%
9	87	6%	-5%
10	89	3%	-6%
11	93	2%	-3%
12	88	4%	-6%
13	89	3%	-8%
14	91	3%	-5%
15	92	3%	0%
16	90	3%	-7%

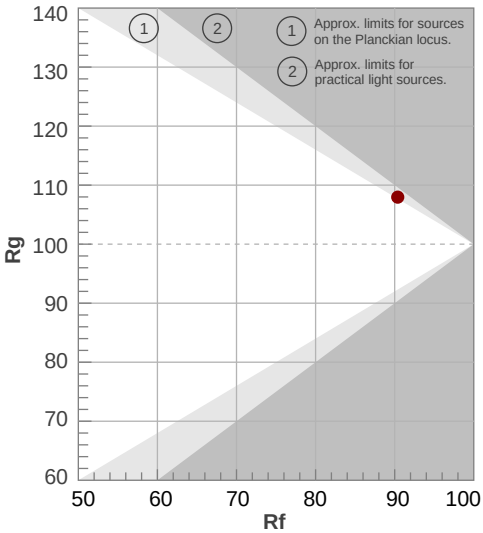

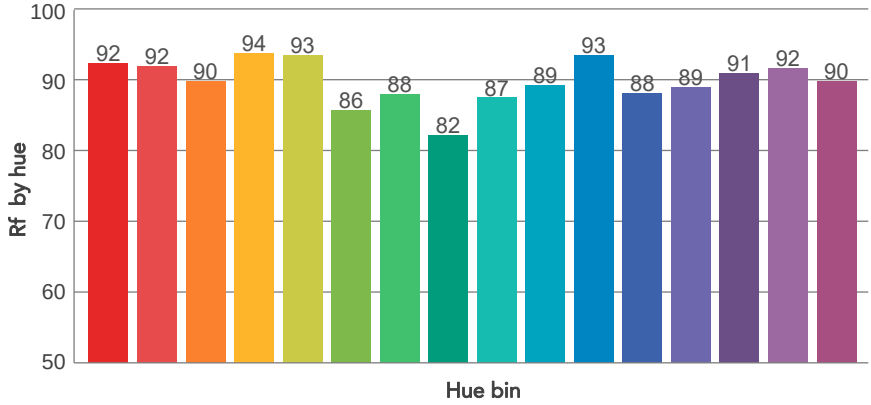

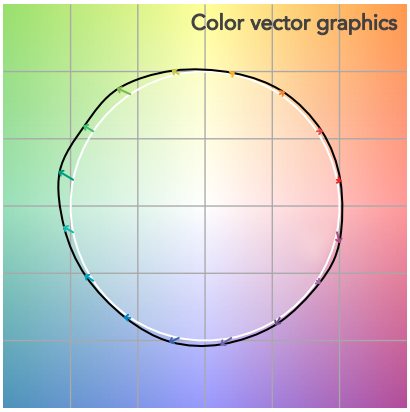

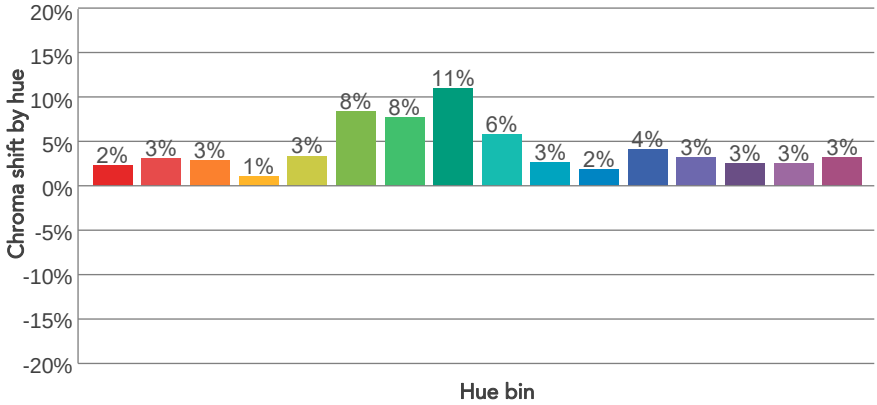

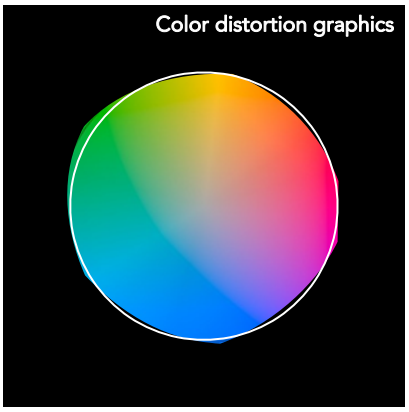

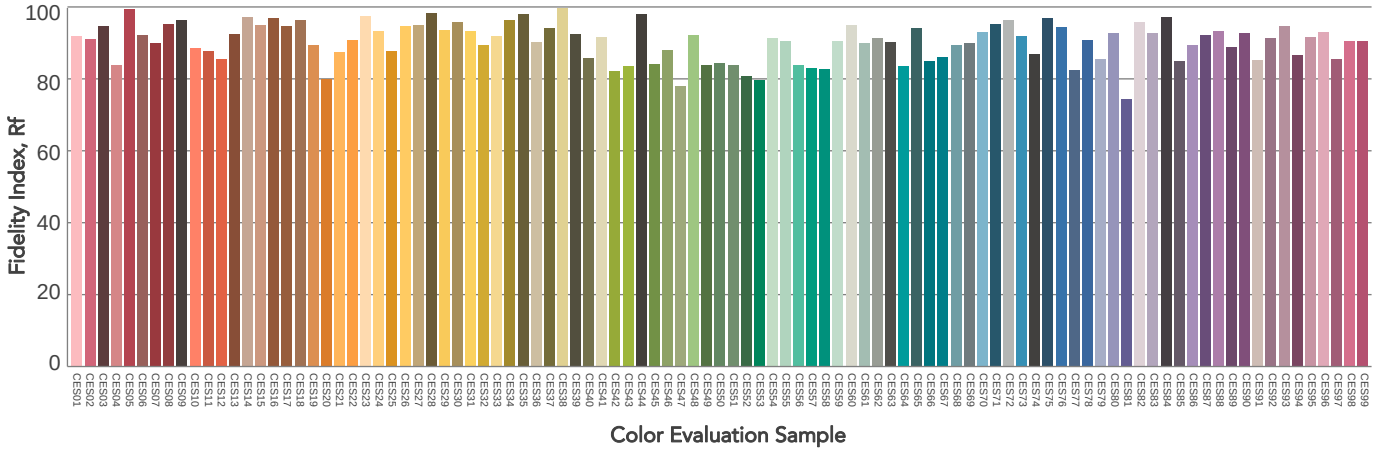

PROLIGHTS is a trademark of
MUSIC & LIGHTS S.r.l.
musiclights.it

Via A. Olivetti snc
04026 - Minturno (LT) ITALY
Tel: +39 0771 72190

prolights.it
info@prolights.it

BEAM DETAILS

Beam angle 50%	Field angle 10%	Cut off angle 2,5%	Intensity ratio in 120° cone	Intensity ratio in 90° cone
33,9°	60,2°	84,3°	97,8%	92,5%

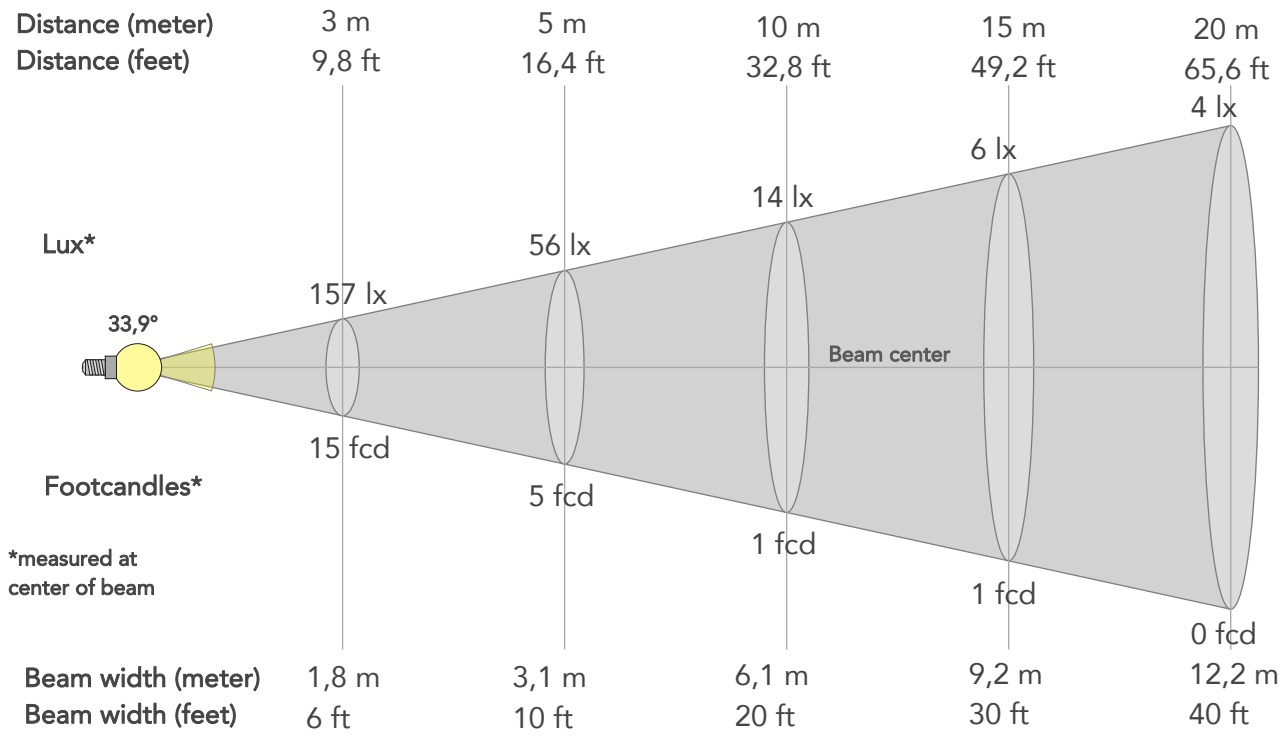

BEAM INTENSITIES AND WIDTHS

Distance	1m	2m	3m	4m	5m	7,5m	10m	15m	20m	25m	30m	40m	50m
Distance	3,3ft	6,6ft	9,8ft	13,1ft	16,4ft	24,6ft	32,8ft	49,2ft	65,6ft	82ft	98,4ft	131,2ft	164ft
Lux	1412lx	353lx	157lx	88lx	56lx	25lx	14lx	6lx	4lx	2lx	2lx	1lx	1lx
Footcand.	131fcd	33fcd	15fcd	8fcd	5fcd	2fcd	1fcd	1fcd	0fcd	0fcd	0fcd	0fcd	0fcd
Beam wid.	0,6m	1,2m	1,8m	2,4m	3,1m	4,6m	6,1m	9,2m	12,2m	15,3m	18,3m	24,4m	30,5m
Beam wid.	2ft	4ft	6ft	8ft	10ft	15ft	20ft	30ft	40ft	50,1ft	60,1ft	80,1ft	100,1ft

LINEAR DISTRIBUTION DIAGRAM

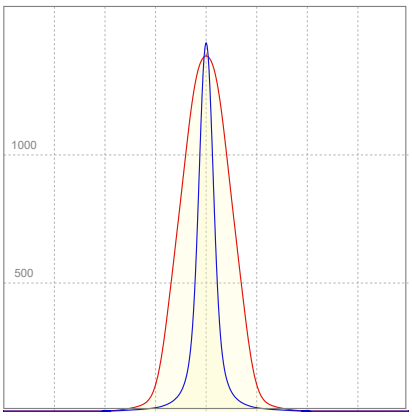

ELECTRICAL SPECIFICATIONS

Input voltage	Input current	Input power	Power FC	Effeciency
228V	0,107A	11,7W	0,48	58lm/W

ISO DIAGRAMS

ISO CANDELA DIAGRAM

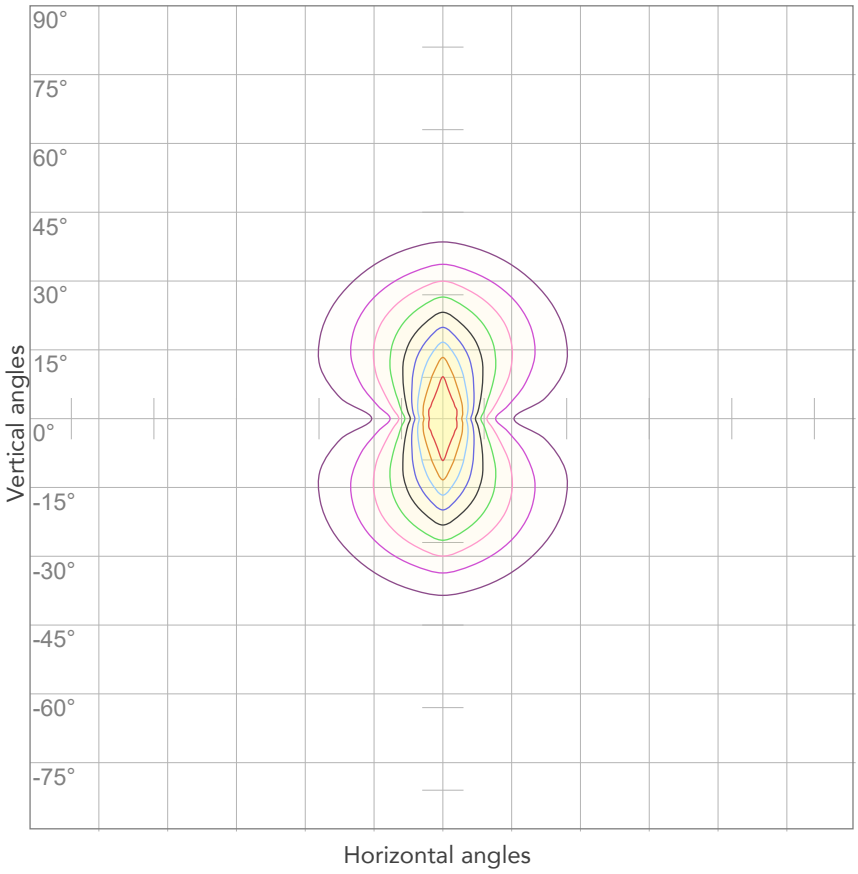

10%	141 cd
20%	282 cd
30%	424 cd
40%	565 cd
50%	706 cd
60%	847 cd
70%	988 cd
80%	1129 cd

Conditions:

Number of c-planes: 4

Candela at center: 1412 cd

ISO LUX DIAGRAM

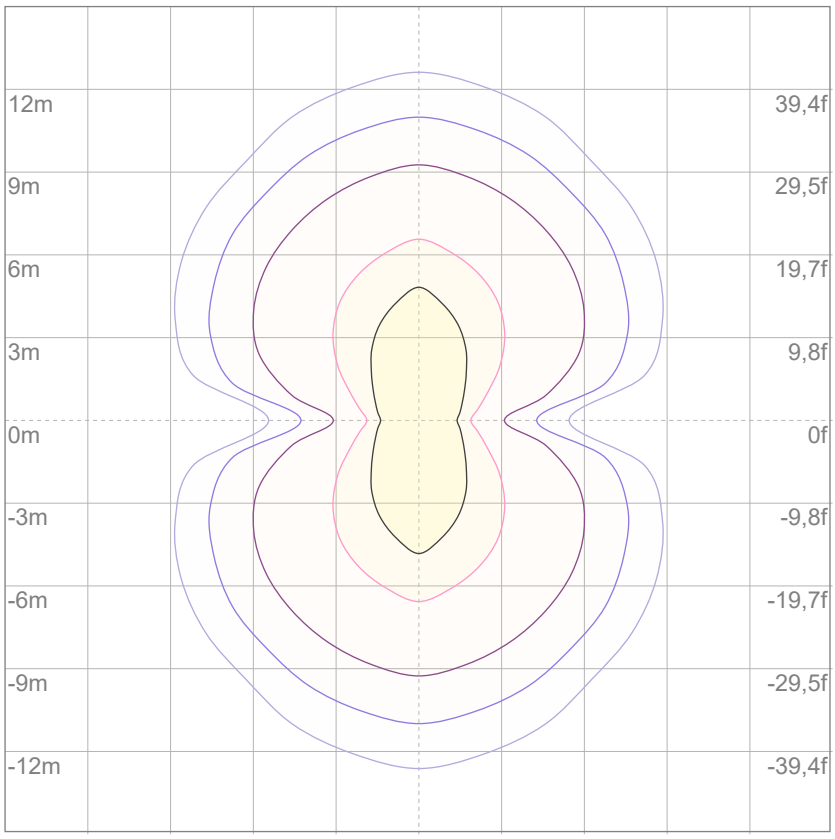

Mounting height: 10 meters (33 feet)

3%	0,424 lx
5%	0,706 lx
10%	1,41 lx
30%	4,24 lx
50%	7,06 lx

Conditions:

Number of c-planes: 4

Lux at center: 14,1 lx

Lux distribution on a surface when lamp is mounted at 10 meters from the surface.

Total lumen output:

555 lm

Peak candela output:

788 cd

Light quality:

CRI: 88,3

Color temperature:

2833 K

PRODUCT NAME:

ARCSPOTXSFC

MEASURAMENT CONDITIONS:

Beam angle:
10° + 30° x 60° Filter

Target:
2800K

Operator:
Salvatore Giglio

Date and time:
23/05/2024 09:31:22

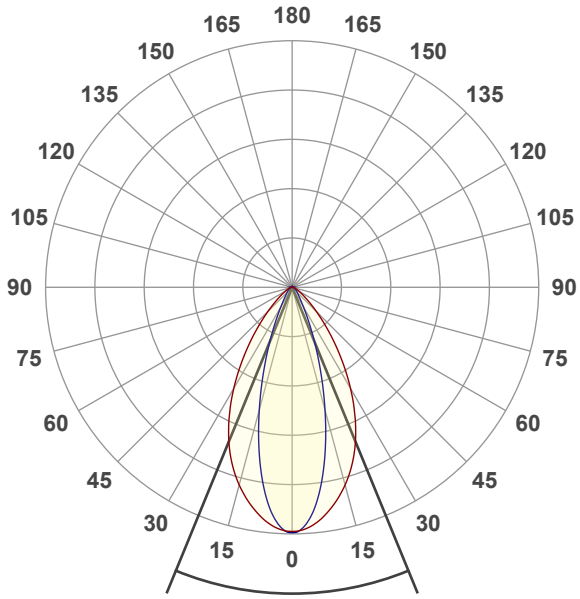

Beam angle 50%: 44,6°
Field angle 10%: 77,7°
Cut off angle 2.5%: 110,7°

Spectra

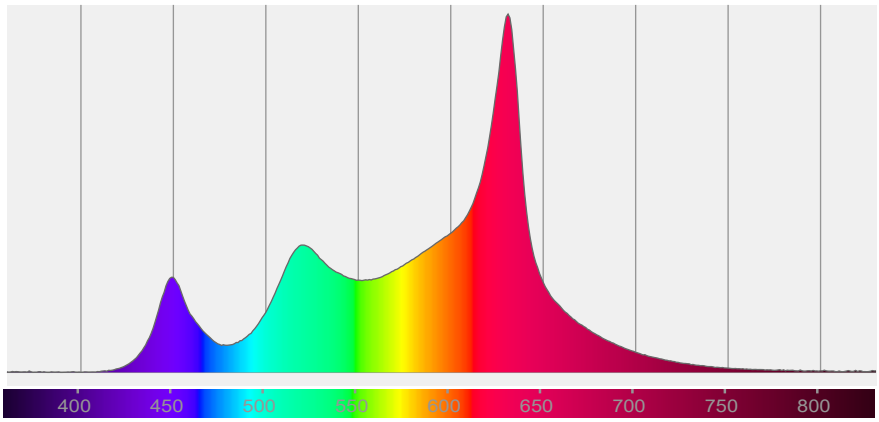

COLOR DETAILS

PROLIGHTS

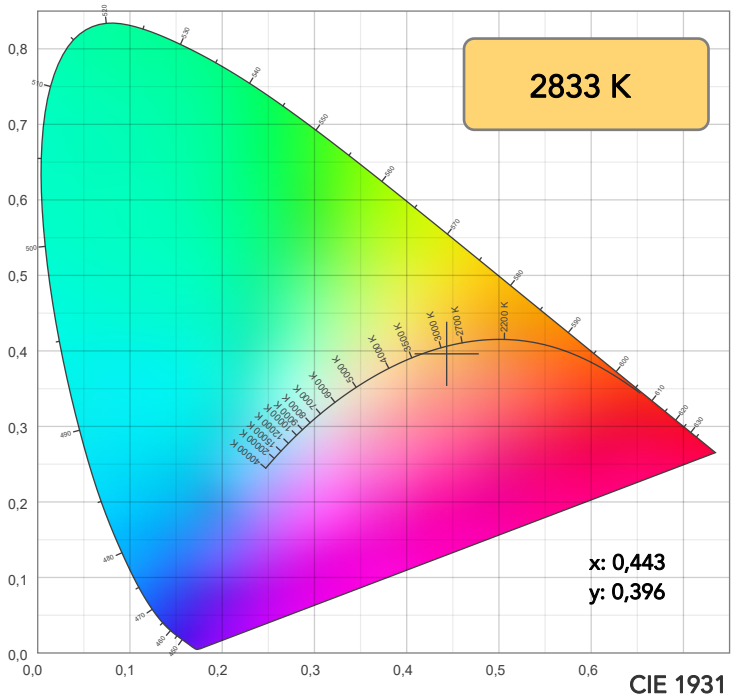

CIE 1931

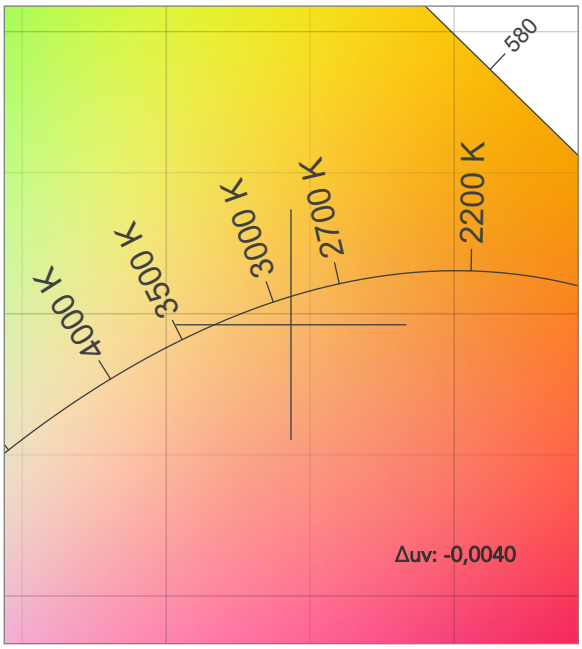

CIE 1931 ZOOM

TM30: 89,7

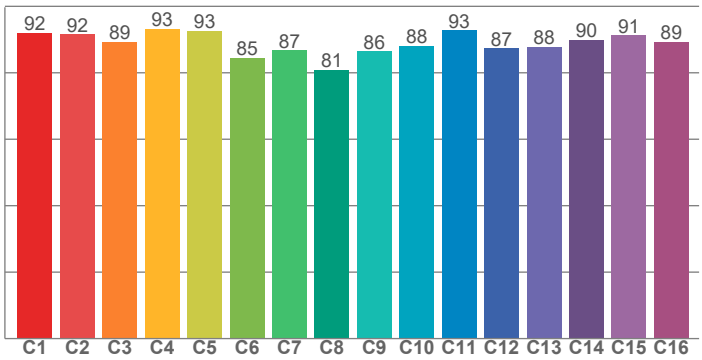

CRI: 88,3 (R1-R8)

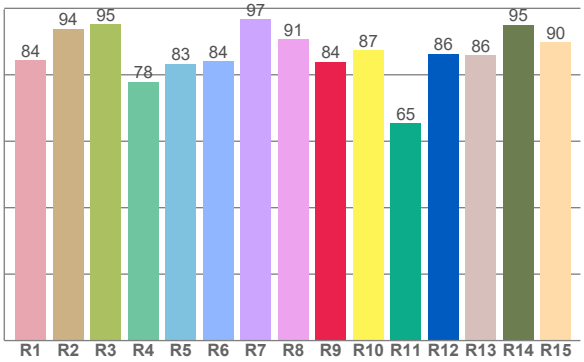

CRI R values, only R1-R8 are used to calculate final CRI value

R1	R2	R3	R4	R5	R6	R7	R8	R9	R10	R11	R12	R13	R14	R15
84,3	93,9	95,2	77,9	83,3	84,0	96,8	90,7	83,9	87,3	65,5	86,3	85,8	95,0	89,8

TM30 C values, 16 binned values out of total of 99 C values

C1	C2	C3	C4	C5	C6	C7	C8	C9	C10	C11	C12	C13	C14	C15	C16
92,1	91,6	89,3	93,2	92,6	84,6	86,8	80,9	86,4	88,1	92,8	87,3	87,9	89,9	91,3	89,3

CQS Q values

Q1	Q2	Q3	Q4	Q5	Q6	Q7	Q8	Q9	Q10	Q11	Q12	Q13	Q14	Q15
94,7	94,5	96,7	87,0	82,1	80,0	90,7	96,0	96,2	96,8	90,3	90,0	91,9	92,1	95,5

CQS: 89,9

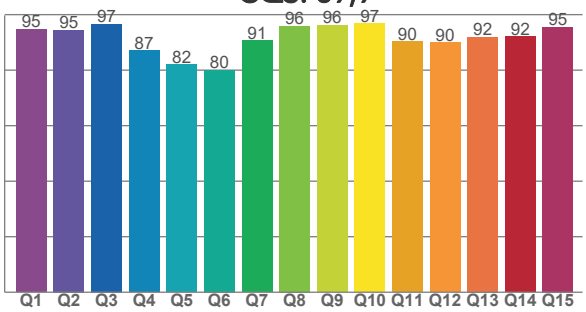

COLOR PARAMETERS

Color temperature	Color rendering index	Red component	Color fidelity	Color gamut	Color quality scale	Television lighting index	Color coordinate cie 1931	Color coordinate cie 1931	Color diviation from black body
CCT	CRI	CRI R9	TM30 Rf	TM30 Rg	CQS	TLCI	x	y	Δuv
2833 K	88,3	83,9	89,7	108,6	89,9	74	0,443	0,396	-0,0040

TM30 DETAILS

PROLIGHTS

Rf 89,7

Fidelity index Rf

Rg 108,6

Gammut index

		Graphic shifts (%)	
Hue Bin	R_f	Chroma	Hue
1	92	2%	-1%
2	92	3%	-2%
3	89	3%	-1%
4	93	2%	-1%
5	93	4%	4%
6	85	9%	5%
7	87	8%	0%
8	81	12%	-4%
9	86	6%	-6%
10	88	3%	-7%
11	93	2%	-4%
12	87	4%	-6%
13	88	4%	-9%
14	90	3%	-6%
15	91	3%	0%
16	89	3%	-7%

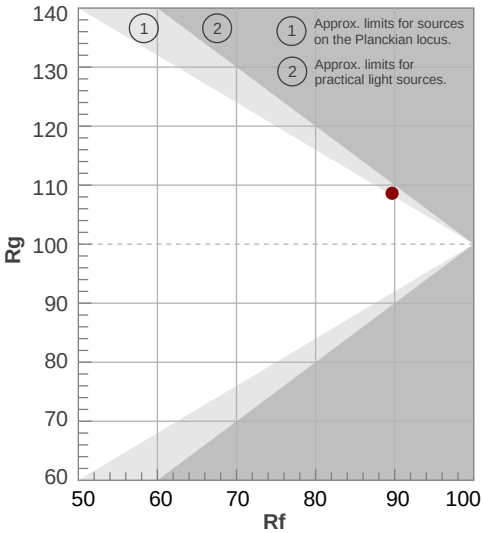

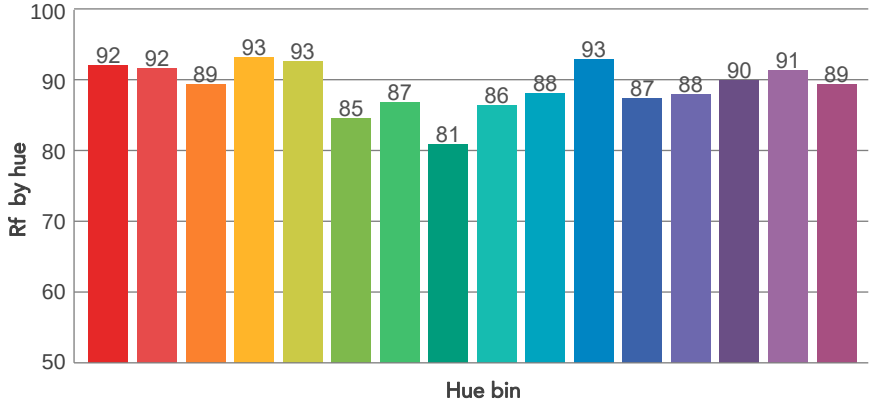

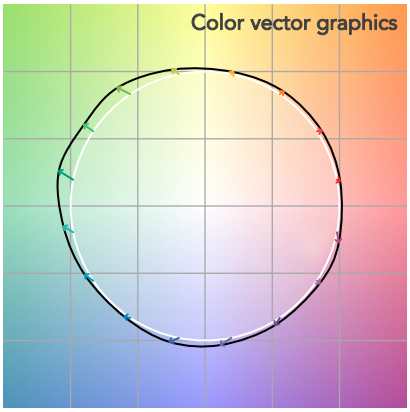

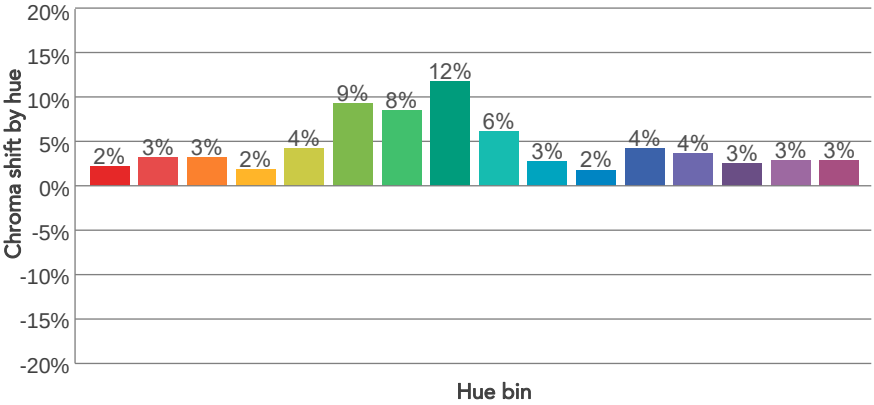

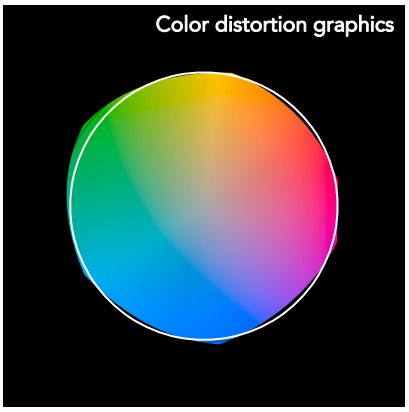

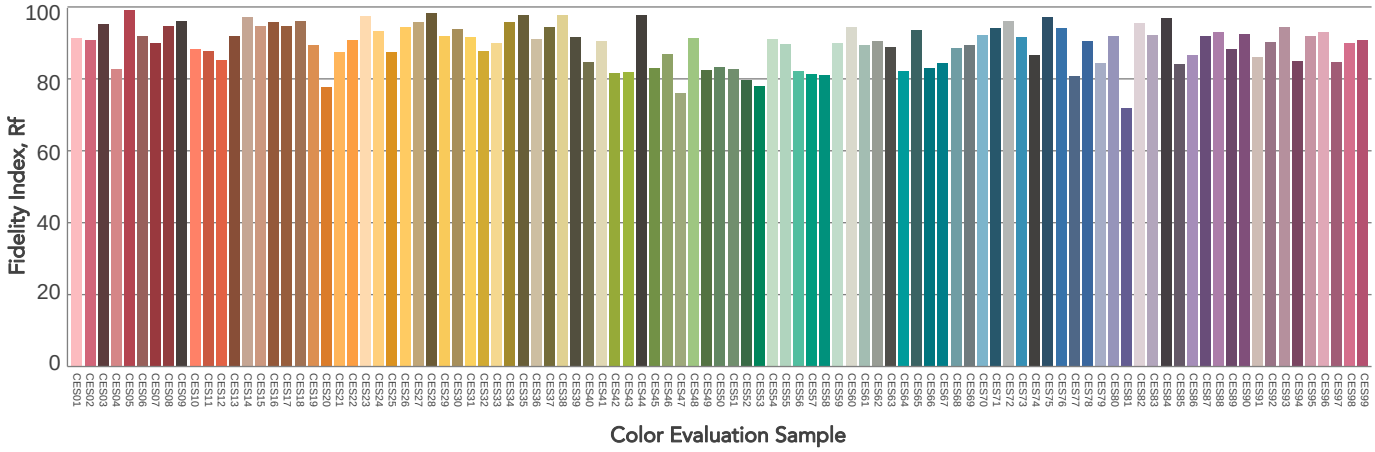

PROLIGHTS is a trademark of
MUSIC & LIGHTS S.r.l.
musiclights.it

Via A. Olivetti snc
04026 - Minturno (LT) ITALY
Tel: +39 0771 72190

prolights.it
info@prolights.it

BEAM DETAILS

Beam angle 50%	Field angle 10%	Cut off angle 2,5%	Intensity ratio in 120° cone	Intensity ratio in 90° cone
44,6°	77,7°	110,7°	96,0%	87,7%

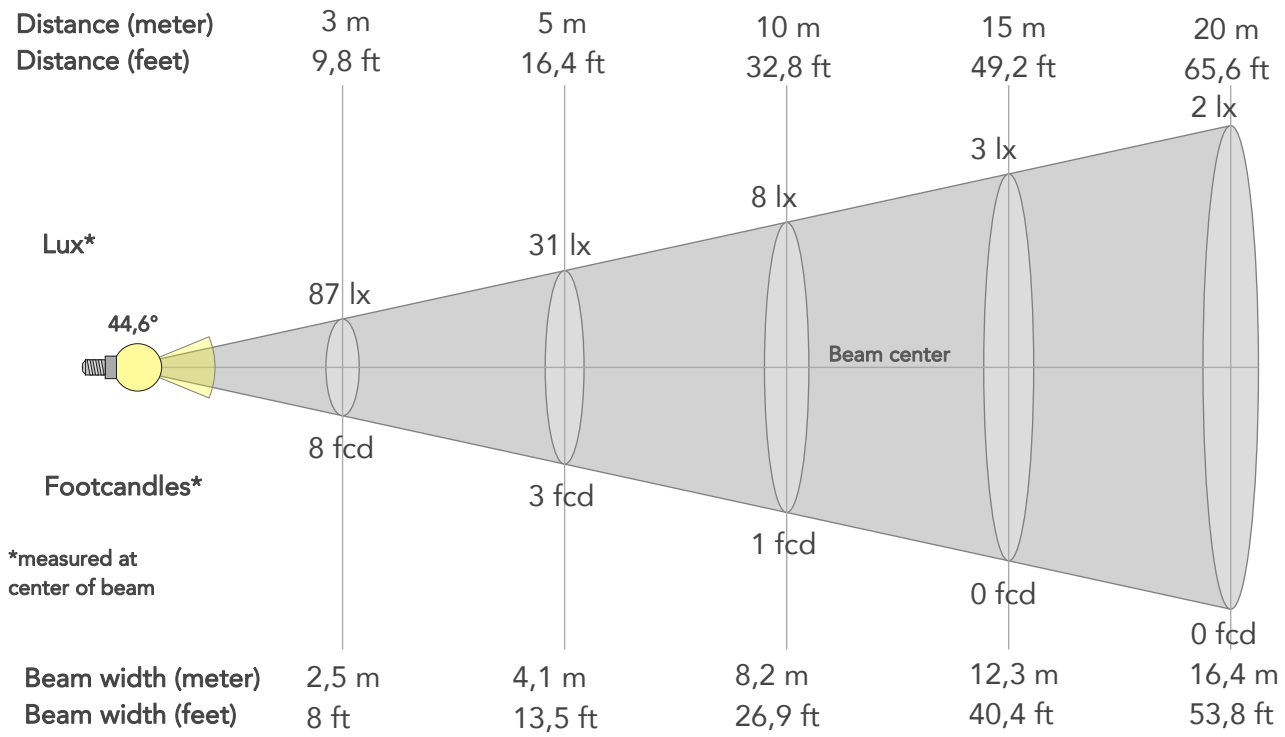

BEAM INTENSITIES AND WIDTHS

Distance	1m	2m	3m	4m	5m	7,5m	10m	15m	20m	25m	30m	40m	50m
Distance	3,3ft	6,6ft	9,8ft	13,1ft	16,4ft	24,6ft	32,8ft	49,2ft	65,6ft	82ft	98,4ft	131,2ft	164ft
Lux	786lx	197lx	87lx	49lx	31lx	14lx	8lx	3lx	2lx	1lx	1lx	0lx	0lx
Footcand.	73fcd	18fcd	8fcd	5fcd	3fcd	1fcd	1fcd	0fcd	0fcd	0fcd	0fcd	0fcd	0fcd
Beam wid.	0,8m	1,6m	2,5m	3,3m	4,1m	6,2m	8,2m	12,3m	16,4m	20,5m	24,6m	32,8m	41m
Beam wid.	2,7ft	5,4ft	8ft	10,7ft	13,5ft	20,2ft	26,9ft	40,4ft	53,8ft	67,3ft	80,7ft	107,7ft	134,6ft

LINEAR DISTRIBUTION DIAGRAM

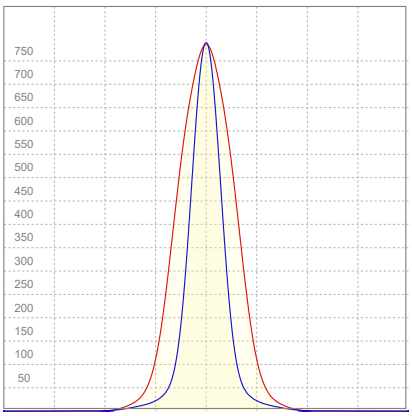

ELECTRICAL SPECIFICATIONS

Input voltage	Input current	Input power	Power FC	Effeciency
227V	0,101A	11,9W	0,52	47lm/W

ISO DIAGRAMS

ISO CANDELA DIAGRAM

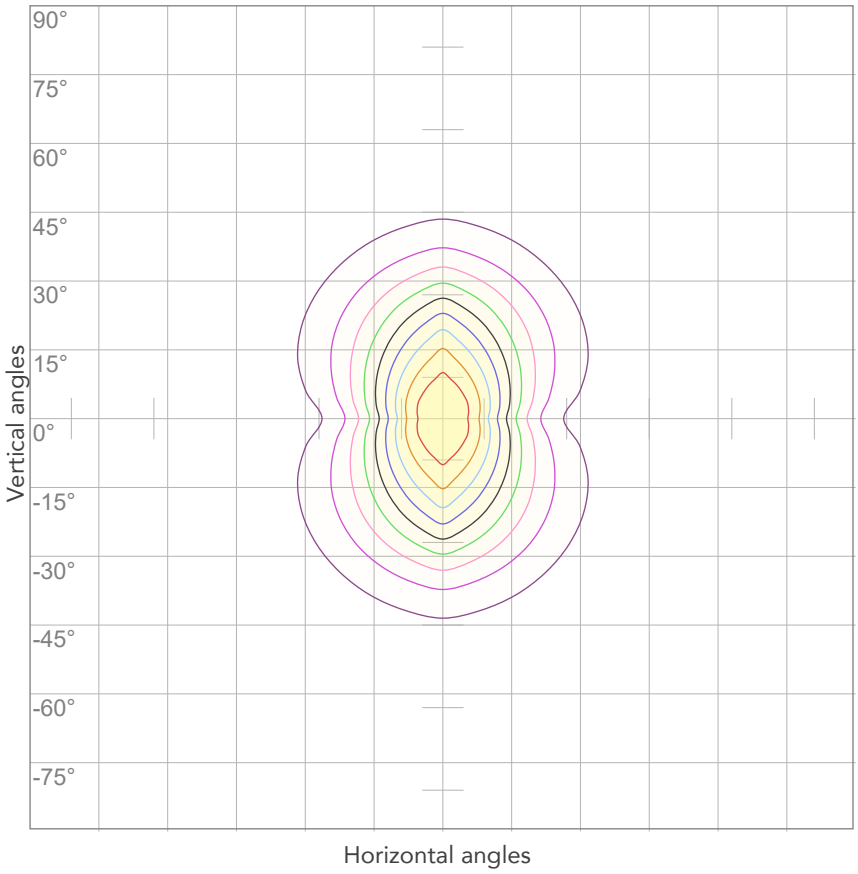

10%	79 cd
20%	157 cd
30%	236 cd
40%	315 cd
50%	393 cd
60%	472 cd
70%	550 cd
80%	629 cd

Conditions:

Number of c-planes: 4

Candela at center: 786 cd

ISO LUX DIAGRAM

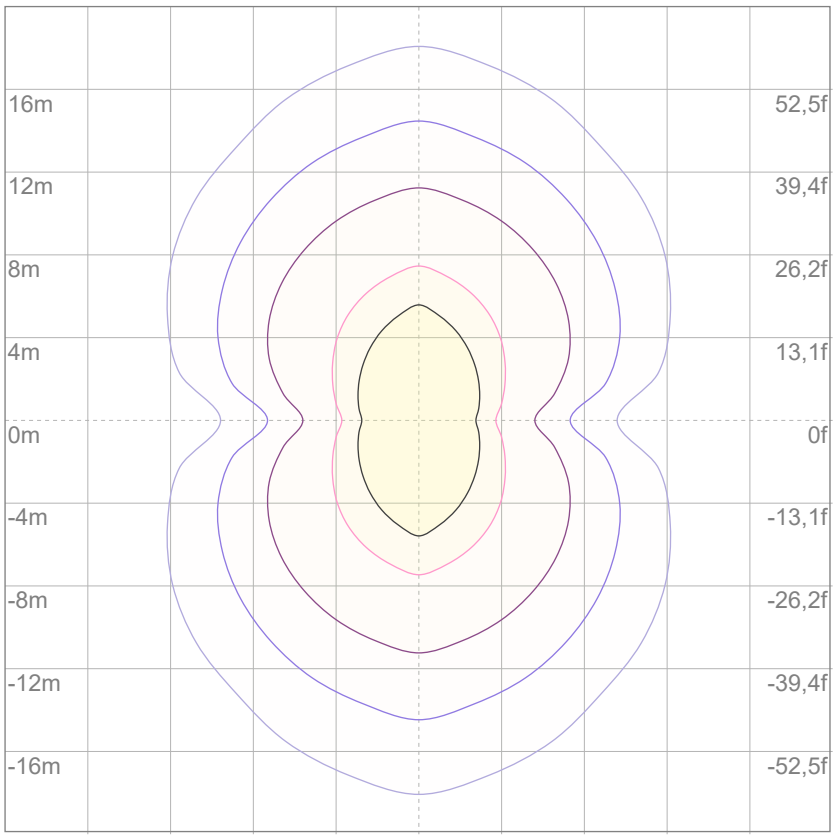

Mounting height: 10 meters (33 feet)

3%	0,236 lx
5%	0,393 lx
10%	0,786 lx
30%	2,36 lx
50%	3,93 lx

Conditions:

Number of c-planes: 4

Lux at center: 7,86 lx

Lux distribution on a surface when lamp is mounted at 10 meters from the surface.

Total lumen output:

549 lm

Peak candela output:

8490 cd

Light quality:

CRI: 90,1

Color temperature:

3262 K

PRODUCT NAME:

ARCSPOTXSFC

MEASURAMENT CONDITIONS:

Beam angle:
10°

Target:
3200K

Operator:
Salvatore Giglio

Date and time:
20/05/2024 16:52:19

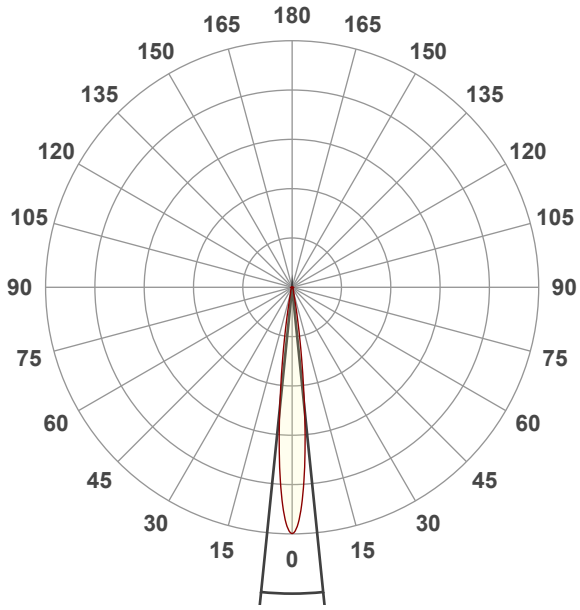

Beam angle 50%: 11,6°
Field angle 10%: 20,7°
Cut off angle 2.5%: 31,3°

Spectra

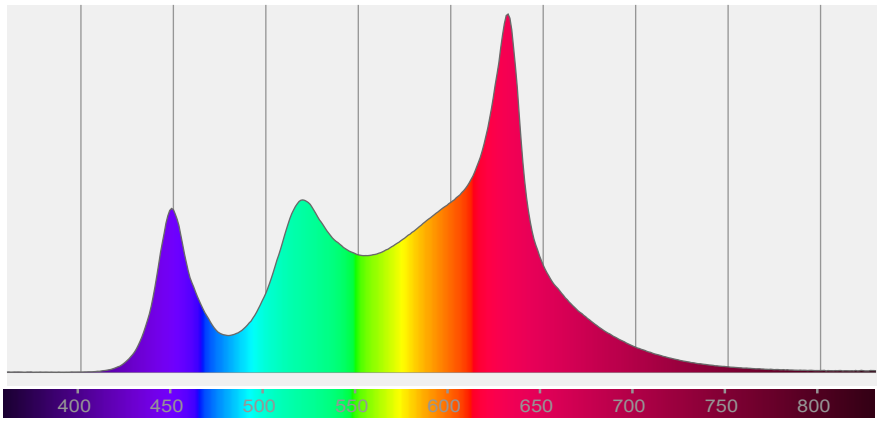

COLOR DETAILS

PROLIGHTS

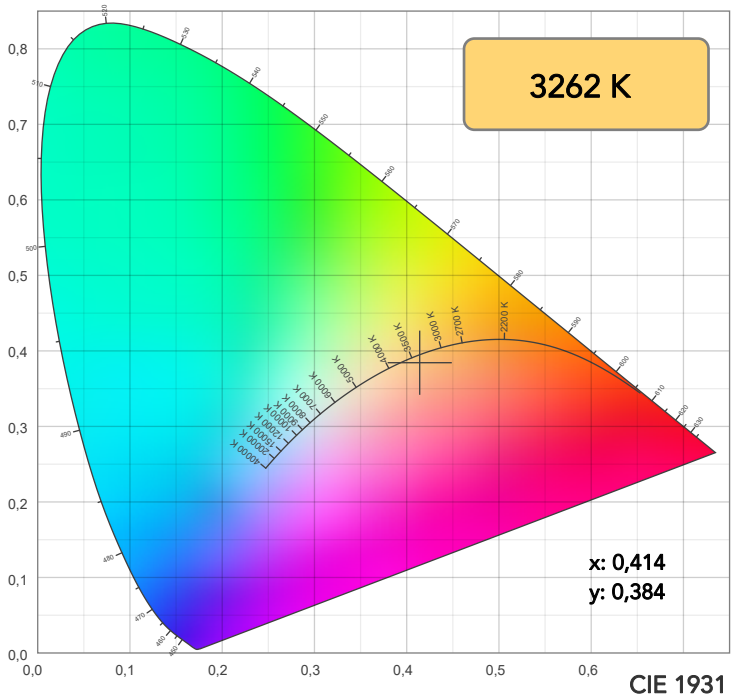

CIE 1931

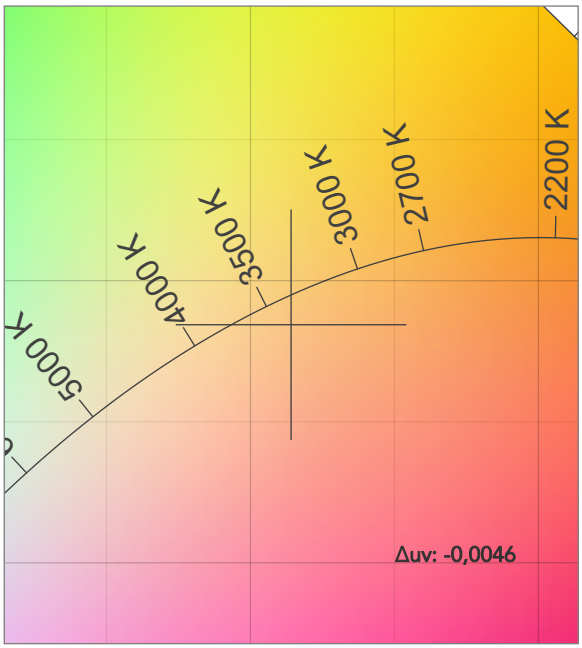

CIE 1931 ZOOM

TM30: 90,9

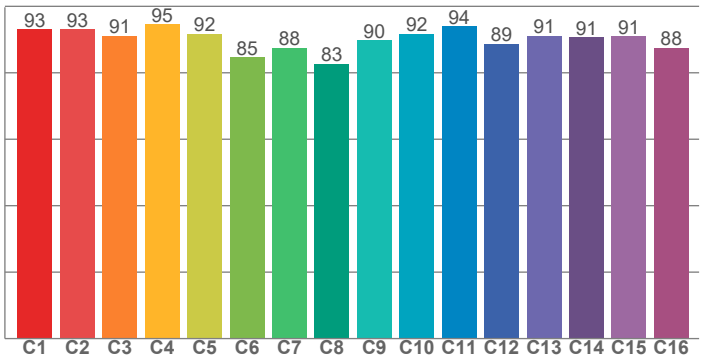

CRI: 90,1 (R1-R8)

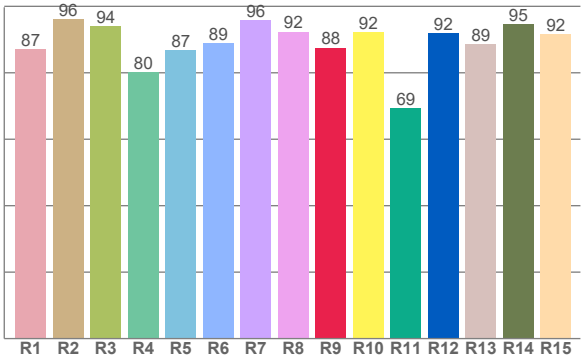

CRI R values, only R1-R8 are used to calculate final CRI value

R1	R2	R3	R4	R5	R6	R7	R8	R9	R10	R11	R12	R13	R14	R15
87,0	96,1	94,0	80,2	86,9	88,8	95,8	92,4	87,5	92,2	69,2	92,0	88,7	94,7	91,5

TM30 C values, 16 binned values out of total of 99 C values

C1	C2	C3	C4	C5	C6	C7	C8	C9	C10	C11	C12	C13	C14	C15	C16
93,1	93,1	91,2	94,6	91,8	84,7	87,6	82,8	89,7	91,7	94,0	88,7	91,1	90,7	91,0	87,6

CQS Q values

Q1	Q2	Q3	Q4	Q5	Q6	Q7	Q8	Q9	Q10	Q11	Q12	Q13	Q14	Q15
95,7	97,5	93,7	92,4	85,5	82,3	91,7	96,8	95,9	97,6	93,0	92,6	94,0	94,0	97,0

CQS: 91,9

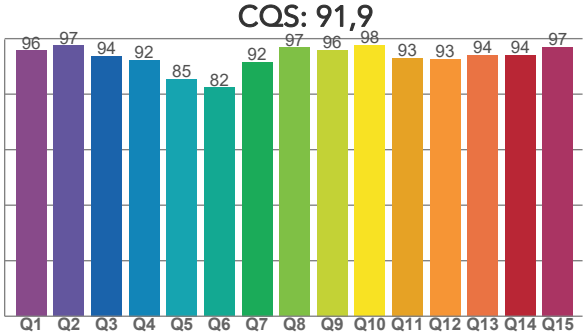

COLOR PARAMETERS

Color temperature	Color rendering index	Red component	Color fidelity	Color gamut	Color quality scale	Television lighting index	Color coordinate cie 1931	Color coordinate cie 1931	Color diviation from black body
CCT	CRI	CRI R9	TM30 Rf	TM30 Rg	CQS	TLCI	x	y	Δuv
3262 K	90,1	87,5	90,9	108,5	91,9	78	0,414	0,384	-0,0046

PROLIGHTS is a trademark of
MUSIC & LIGHTS S.r.l.
musiclights.it

Via A. Olivetti snc
04026 - Minturno (LT) ITALY
Tel: +39 0771 72190

prolights.it
info@prolights.it

TM30 DETAILS

PROLIGHTS

Rf 90,9

Fidelity index Rf

Rg 108,5

Gammut index

		Graphic shifts (%)	
Hue Bin	R_f	Chroma	Hue
1	93	2%	-1%
2	93	2%	-1%
3	91	3%	0%
4	95	2%	0%
5	92	3%	4%
6	85	9%	5%
7	88	8%	0%
8	83	10%	-4%
9	90	5%	-4%
10	92	1%	-4%
11	94	1%	1%
12	89	5%	-3%
13	91	4%	-5%
14	91	4%	-4%
15	91	4%	-2%
16	88	5%	-7%

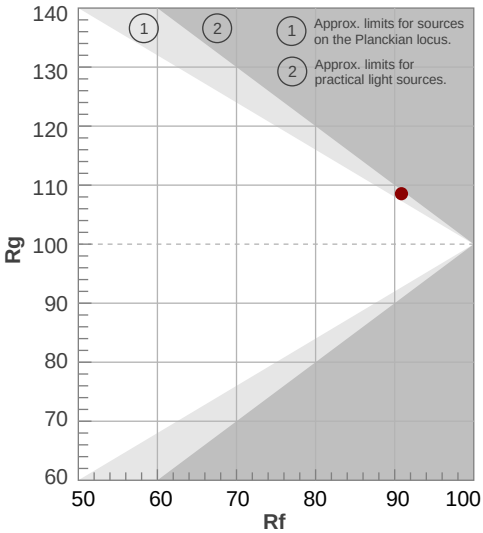

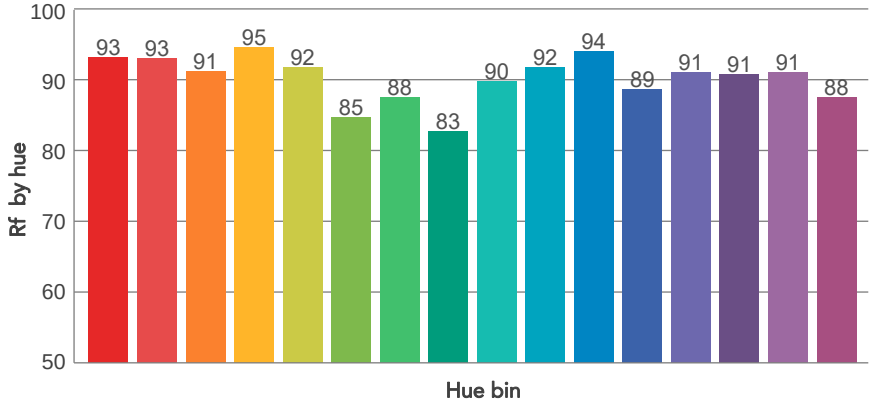

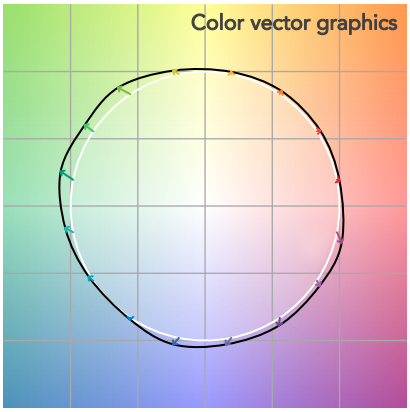

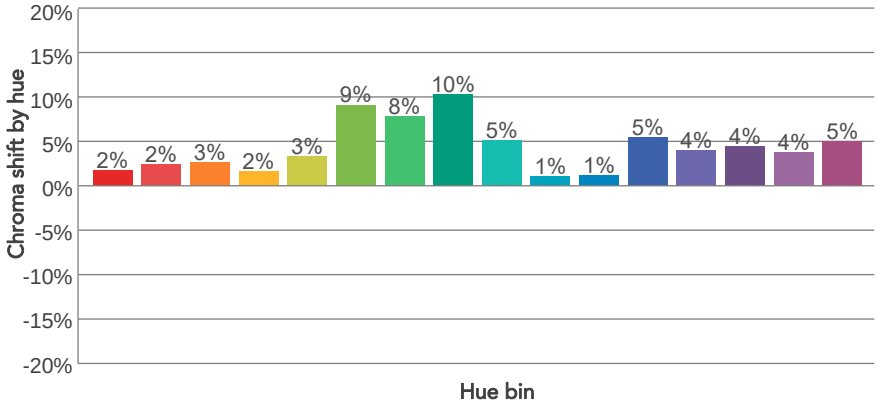

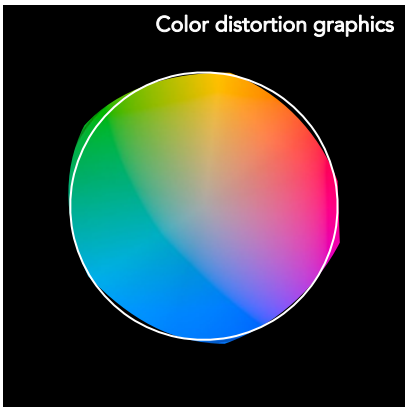

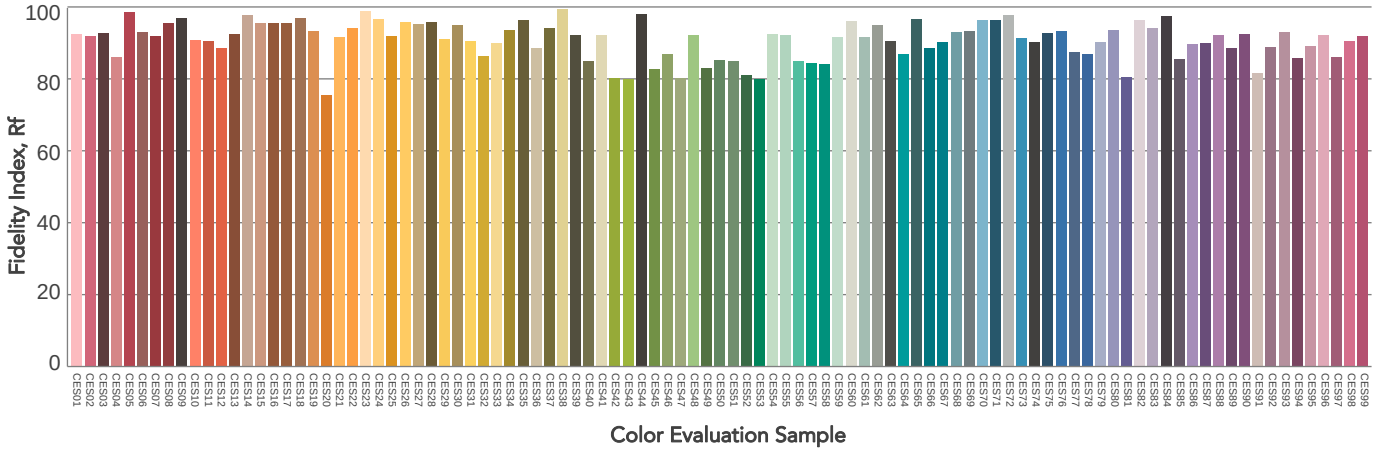

PROLIGHTS is a trademark of
MUSIC & LIGHTS S.r.l.
musiclights.it

Via A. Olivetti snc
04026 - Minturno (LT) ITALY
Tel: +39 0771 72190

prolights.it
info@prolights.it

BEAM DETAILS

Beam angle 50%	Field angle 10%	Cut off angle 2,5%	Intensity ratio in 120° cone	Intensity ratio in 90° cone
11,6°	20,7°	31,3°	94,1%	90,9%

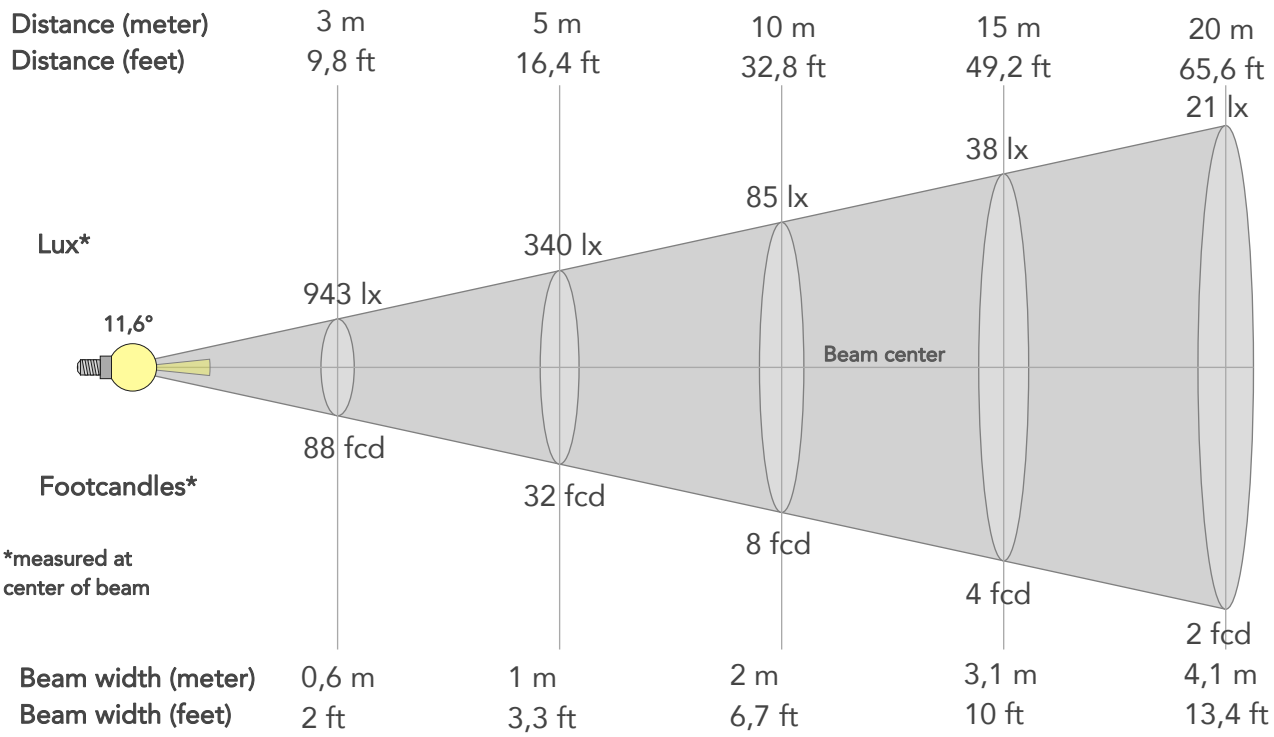

BEAM INTENSITIES AND WIDTHS

Distance	1m	2m	3m	4m	5m	7,5m	10m	15m	20m	25m	30m	40m	50m
Distance	3,3ft	6,6ft	9,8ft	13,1ft	16,4ft	24,6ft	32,8ft	49,2ft	65,6ft	82ft	98,4ft	131,2ft	164ft
Lux	8490lx	2123lx	943lx	531lx	340lx	151lx	85lx	38lx	21lx	14lx	9lx	5lx	3lx
Footcand.	789fcd	197fcd	88fcd	49fcd	32fcd	14fcd	8fcd	4fcd	2fcd	1fcd	1fcd	0fcd	0fcd
Beam wid.	0,2m	0,4m	0,6m	0,8m	1m	1,5m	2m	3,1m	4,1m	5,1m	6,1m	8,1m	10,2m
Beam wid.	0,7ft	1,3ft	2ft	2,7ft	3,3ft	5ft	6,7ft	10ft	13,4ft	16,7ft	20ft	26,7ft	33,4ft

LINEAR DISTRIBUTION DIAGRAM

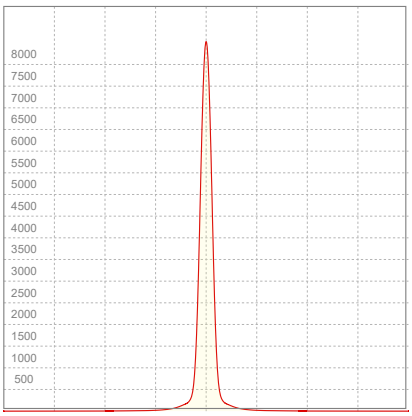

ELECTRICAL SPECIFICATIONS

Input voltage	Input current	Input power	Power FC	Effeciency
227V	0,106A	11,9W	0,49	46lm/W

ISO DIAGRAMS

ISO CANDELA DIAGRAM

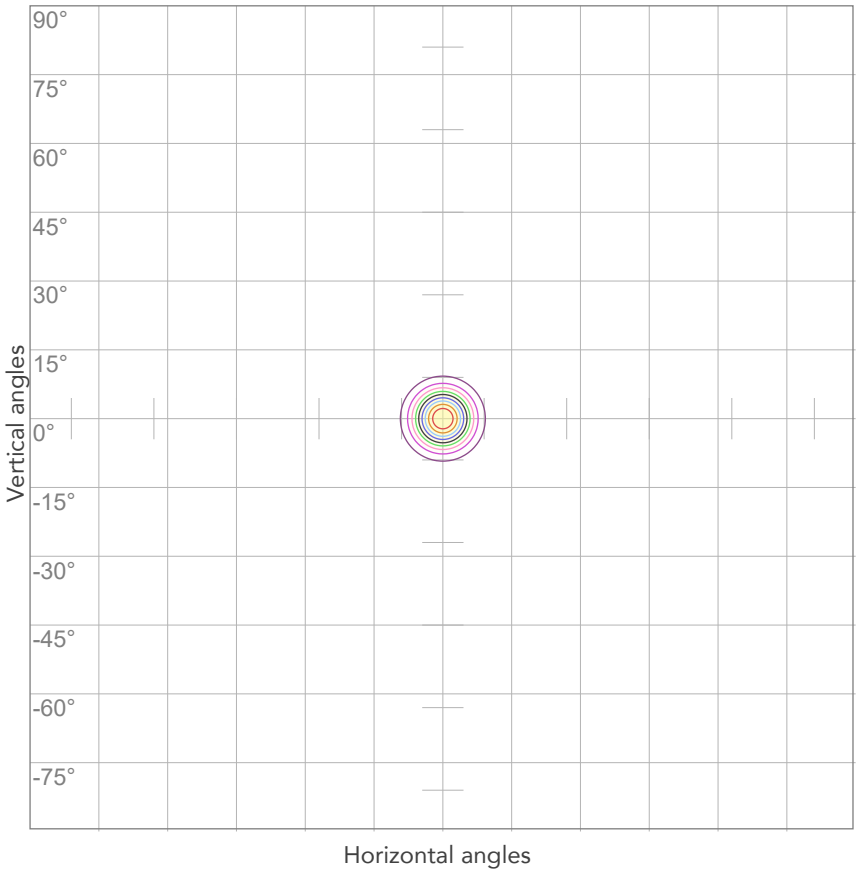

10%	849 cd
20%	1698 cd
30%	2547 cd
40%	3396 cd
50%	4245 cd
60%	5094 cd
70%	5943 cd
80%	6792 cd

Conditions:

Number of c-planes: 2

Candela at center: 8490 cd

ISO LUX DIAGRAM

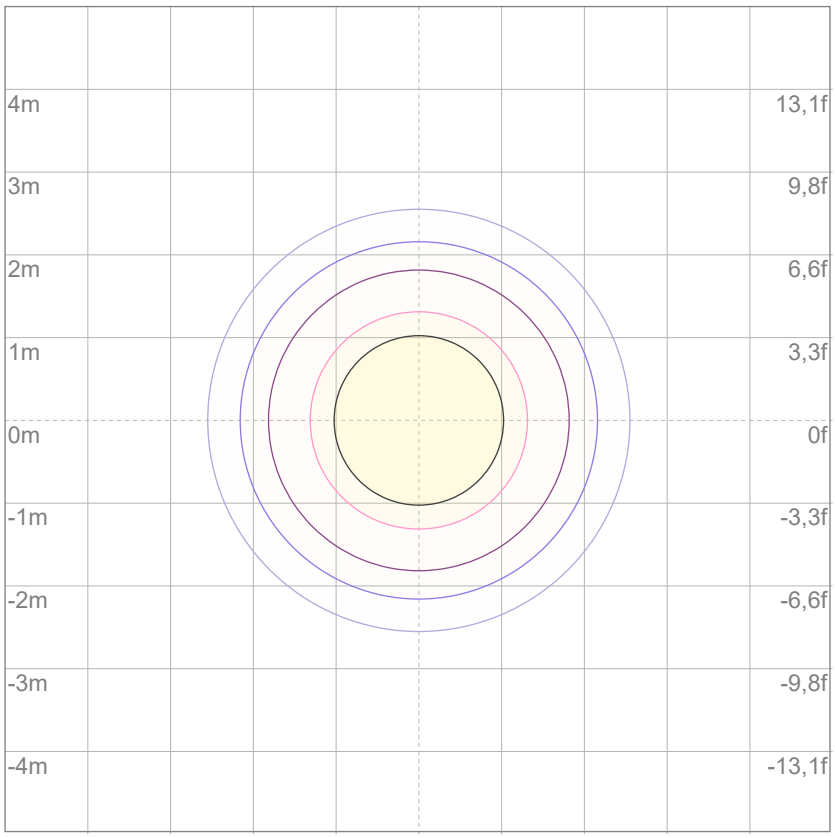

Mounting height: 10 meters (33 feet)

3%	2,55 lx
5%	4,25 lx
10%	8,49 lx
30%	25,5 lx
50%	42,5 lx

Conditions:

Number of c-planes: 2

Lux at center: 84,9 lx

Lux distribution on a surface when lamp is mounted at 10 meters from the surface.

Total lumen output:

499 lm

Peak candela output:

1901 cd

Light quality:

CRI: 89,8

Color temperature:

3240 K

PRODUCT NAME:

ARCSPOTXSFC

MEASURAMENT CONDITIONS:

Beam angle:
10° + 20° Filter

Target:
3200K

Operator:
Salvatore Giglio

Date and time:
21/05/2024 13:00:36

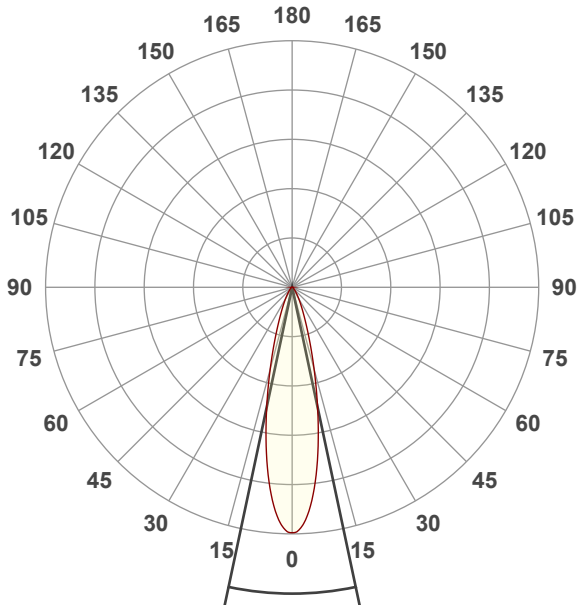

Beam angle 50%: 24°
Field angle 10%: 49°
Cut off angle 2.5%: 74,3°

Spectra

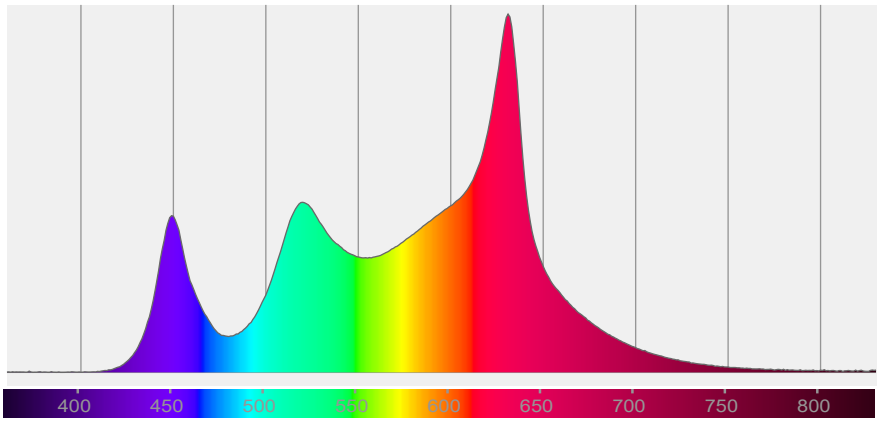

COLOR DETAILS

PROLIGHTS

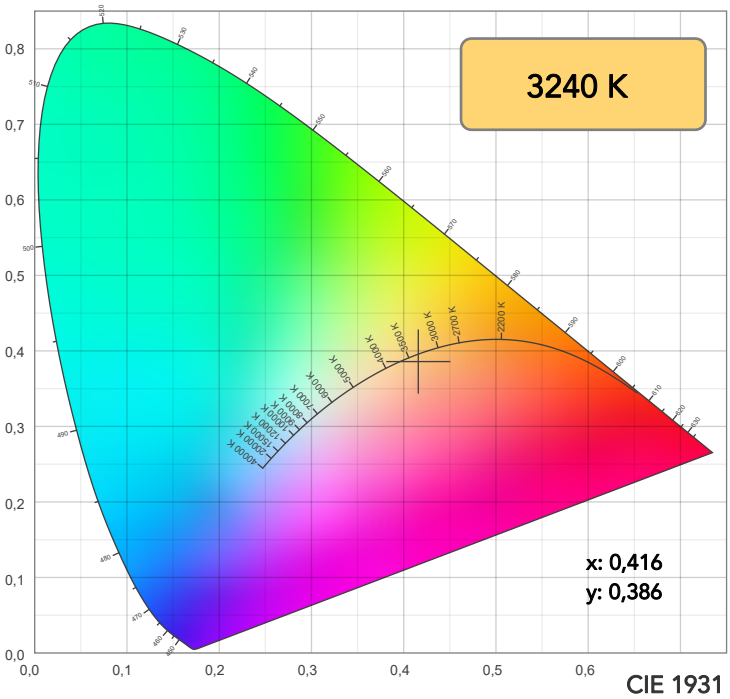

CIE 1931

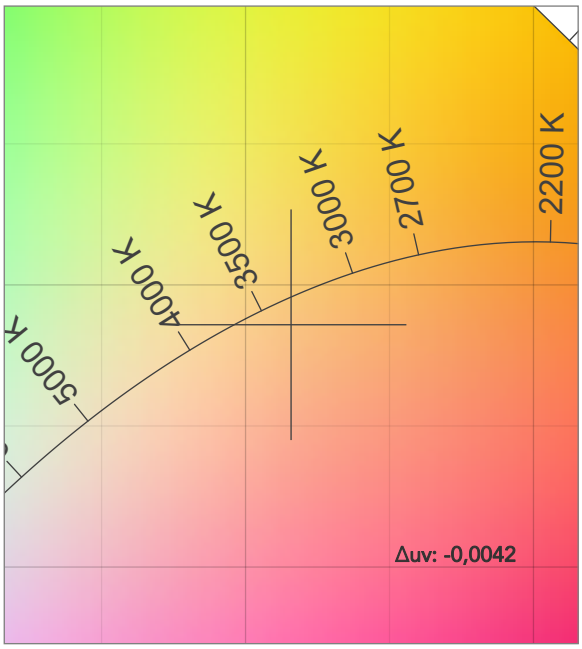

CIE 1931 ZOOM

TM30: 90,8

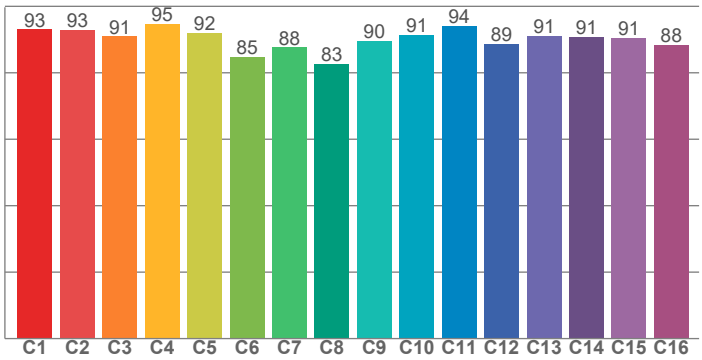

CRI: 89,8 (R1-R8)

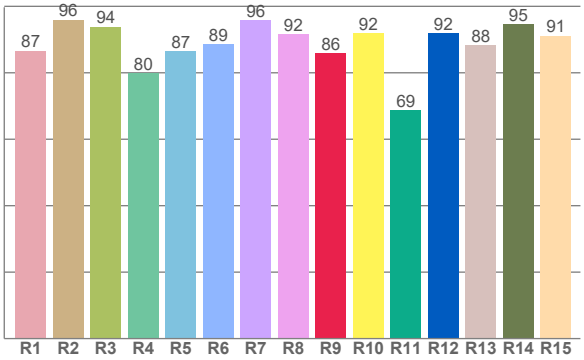

CRI R values, only R1-R8 are used to calculate final CRI value

R1	R2	R3	R4	R5	R6	R7	R8	R9	R10	R11	R12	R13	R14	R15
86,6	96,0	93,9	79,8	86,5	88,6	95,8	91,6	85,9	91,9	68,7	91,9	88,4	94,6	91,2

TM30 C values, 16 binned values out of total of 99 C values

C1	C2	C3	C4	C5	C6	C7	C8	C9	C10	C11	C12	C13	C14	C15	C16
93,0	92,8	91,0	94,6	92,0	84,8	87,6	82,6	89,6	91,4	94,1	88,7	91,1	90,9	90,6	88,4

CQS Q values

Q1	Q2	Q3	Q4	Q5	Q6	Q7	Q8	Q9	Q10	Q11	Q12	Q13	Q14	Q15
96,0	97,3	94,1	91,7	85,1	82,3	91,8	96,4	95,9	97,8	92,4	91,9	93,4	93,9	96,8

CQS: 91,7

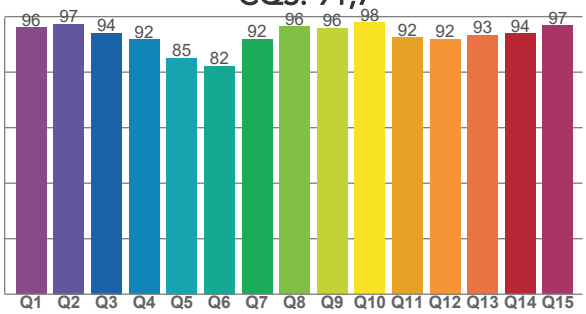

COLOR PARAMETERS

Color temperature	Color rendering index	Red component	Color fidelity	Color gamut	Color quality scale	Television lighting index	Color coordinate cie 1931	Color coordinate cie 1931	Color diviation from black body
CCT	CRI	CRI R9	TM30 Rf	TM30 Rg	CQS	TLCI	x	y	Δuv
3240 K	89,8	85,9	90,8	108,4	91,7	77	0,416	0,386	-0,0042

PROLIGHTS is a trademark of
MUSIC & LIGHTS S.r.l.
musiclights.it

Via A. Olivetti snc
04026 - Minturno (LT) ITALY
Tel: +39 0771 72190

prolights.it
info@prolights.it

TM30 DETAILS

PROLIGHTS

Rf 90,8

Fidelity index Rf

Rg 108,4

Gammut index

		Graphic shifts (%)	
Hue Bin	R_f	Chroma	Hue
1	93	2%	-1%
2	93	3%	-1%
3	91	3%	0%
4	95	1%	0%
5	92	3%	4%
6	85	9%	5%
7	88	8%	0%
8	83	10%	-4%
9	90	5%	-4%
10	91	1%	-5%
11	94	1%	0%
12	89	5%	-3%
13	91	4%	-5%
14	91	4%	-4%
15	91	4%	-1%
16	88	5%	-7%

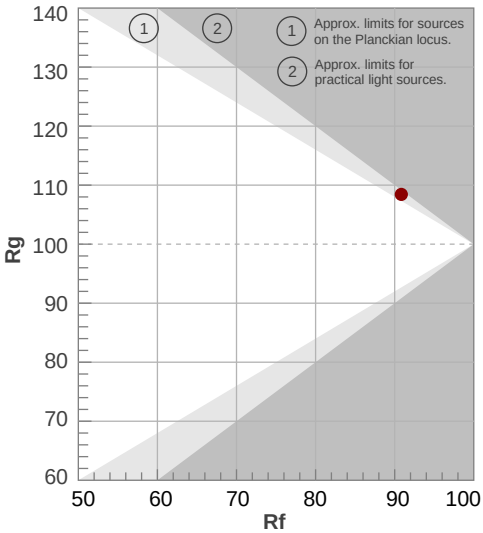

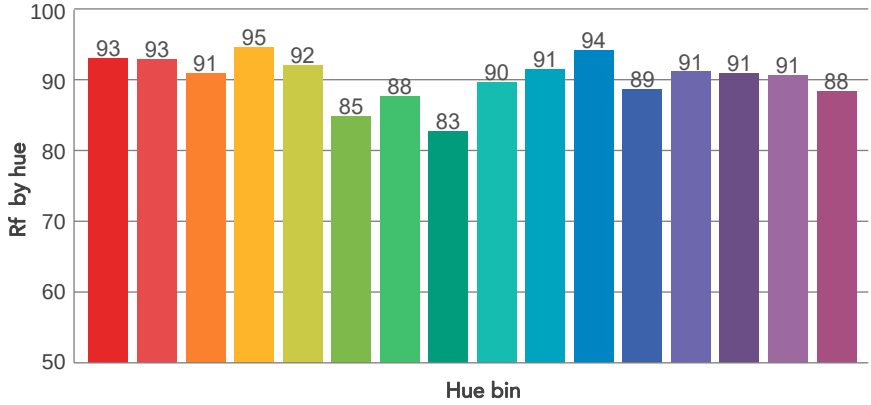

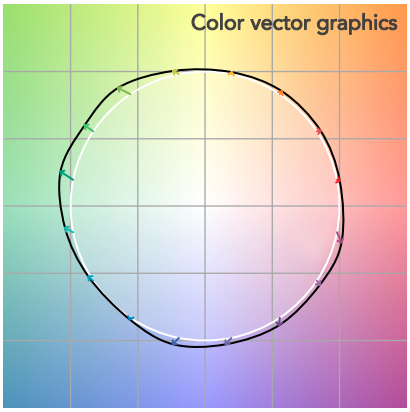

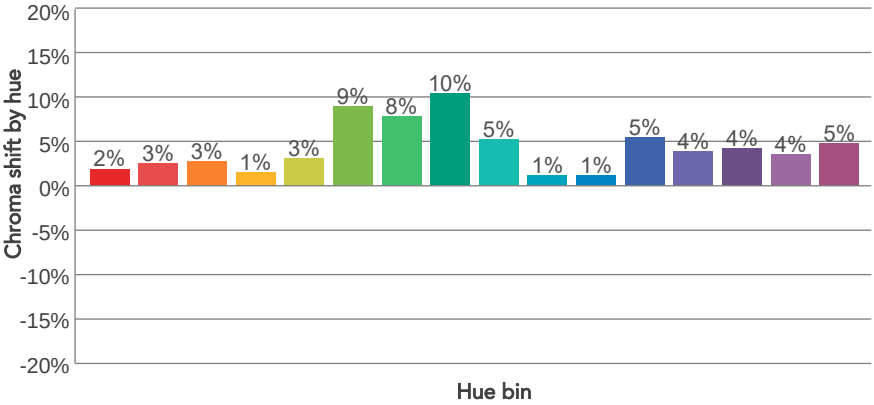

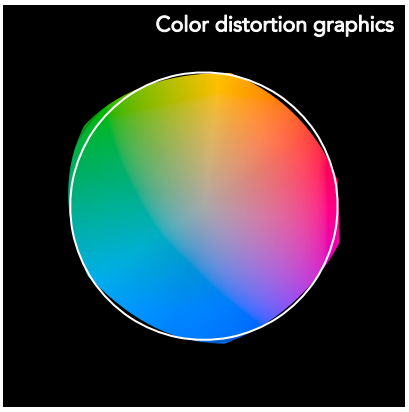

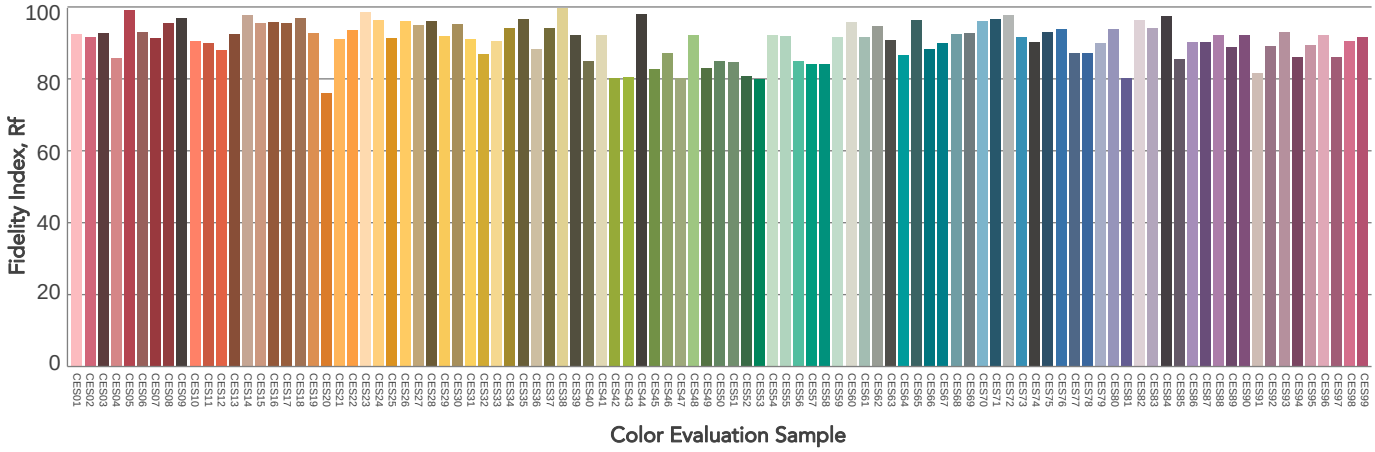

PROLIGHTS is a trademark of
MUSIC & LIGHTS S.r.l.
musiclights.it

Via A. Olivetti snc
04026 - Minturno (LT) ITALY
Tel: +39 0771 72190

prolights.it
info@prolights.it

BEAM DETAILS

Beam angle 50%	Field angle 10%	Cut off angle 2,5%	Intensity ratio in 120° cone	Intensity ratio in 90° cone
24°	49°	74,3°	96,8%	92,8%

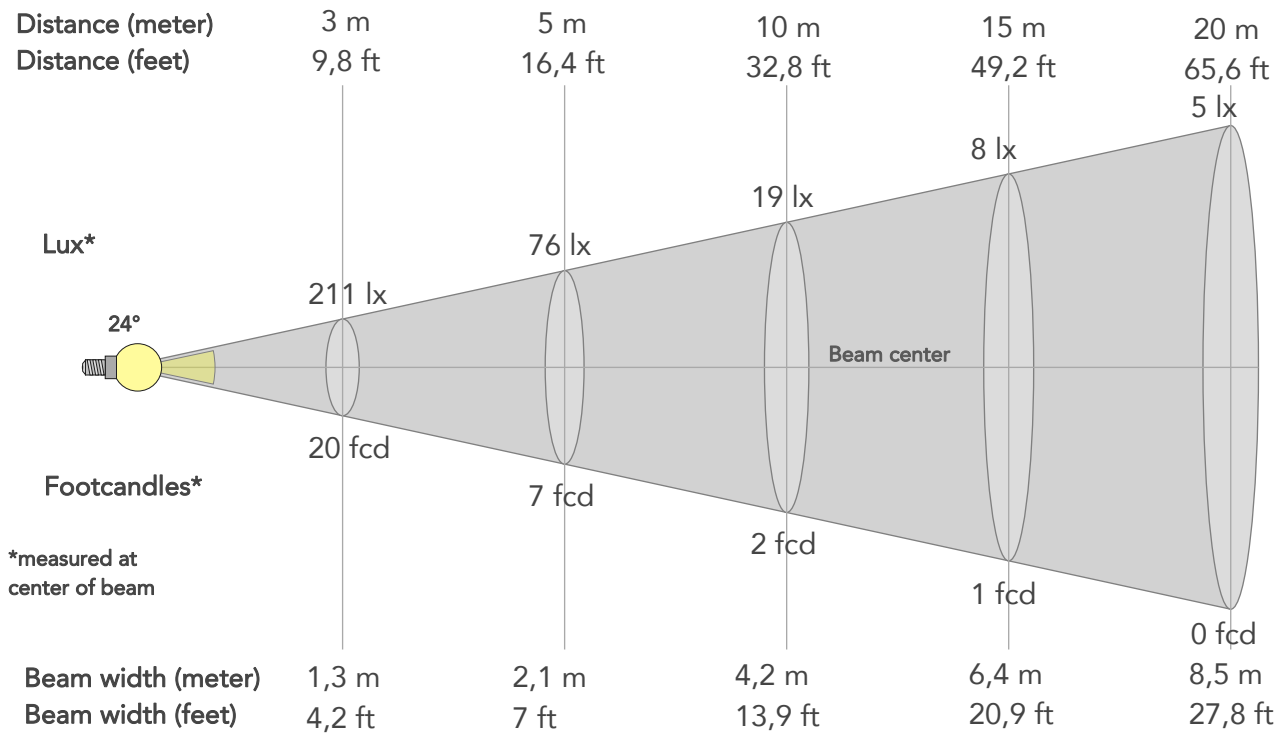

BEAM INTENSITIES AND WIDTHS

Distance	1m	2m	3m	4m	5m	7,5m	10m	15m	20m	25m	30m	40m	50m
Distance	3,3ft	6,6ft	9,8ft	13,1ft	16,4ft	24,6ft	32,8ft	49,2ft	65,6ft	82ft	98,4ft	131,2ft	164ft
Lux	1901lx	475lx	211lx	119lx	76lx	34lx	19lx	8lx	5lx	3lx	2lx	1lx	1lx
Footcand.	177fcd	44fcd	20fcd	11fcd	7fcd	3fcd	2fcd	1fcd	0fcd	0fcd	0fcd	0fcd	0fcd
Beam wid.	0,4m	0,8m	1,3m	1,7m	2,1m	3,2m	4,2m	6,4m	8,5m	10,6m	12,7m	17m	21,2m
Beam wid.	1,4ft	2,8ft	4,2ft	5,6ft	7ft	10,4ft	13,9ft	20,9ft	27,8ft	34,8ft	41,8ft	55,7ft	69,6ft

LINEAR DISTRIBUTION DIAGRAM

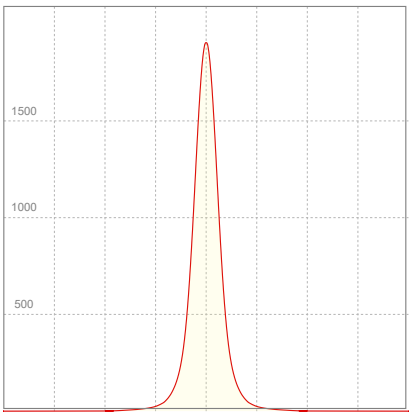

ELECTRICAL SPECIFICATIONS

Input voltage	Input current	Input power	Power FC	Effeciency
228V	0,109A	11,8W	0,47	42lm/W

PROLIGHTS is a trademark of
MUSIC & LIGHTS S.r.l.
musiclights.it

Via A. Olivetti snc
04026 - Minturno (LT) ITALY
Tel: +39 0771 72190

prolights.it
info@prolights.it

ISO DIAGRAMS

ISO CANDELA DIAGRAM

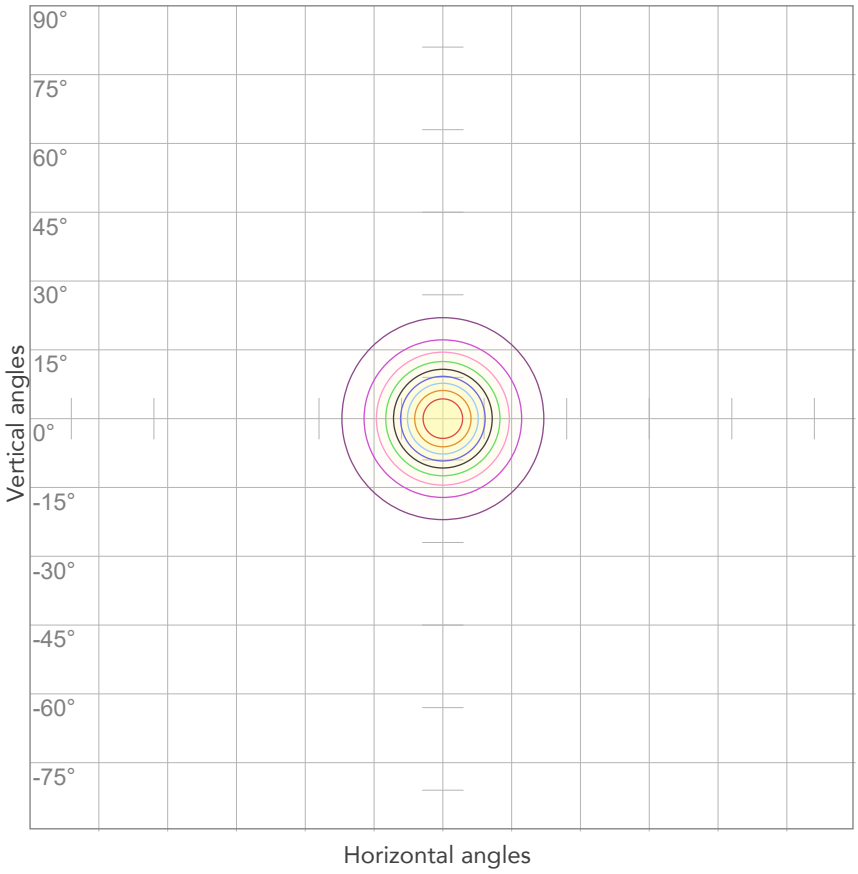

10%	190 cd
20%	380 cd
30%	570 cd
40%	761 cd
50%	951 cd
60%	1141 cd
70%	1331 cd
80%	1521 cd

Conditions:

Number of c-planes: 2

Candela at center: 1901 cd

ISO LUX DIAGRAM

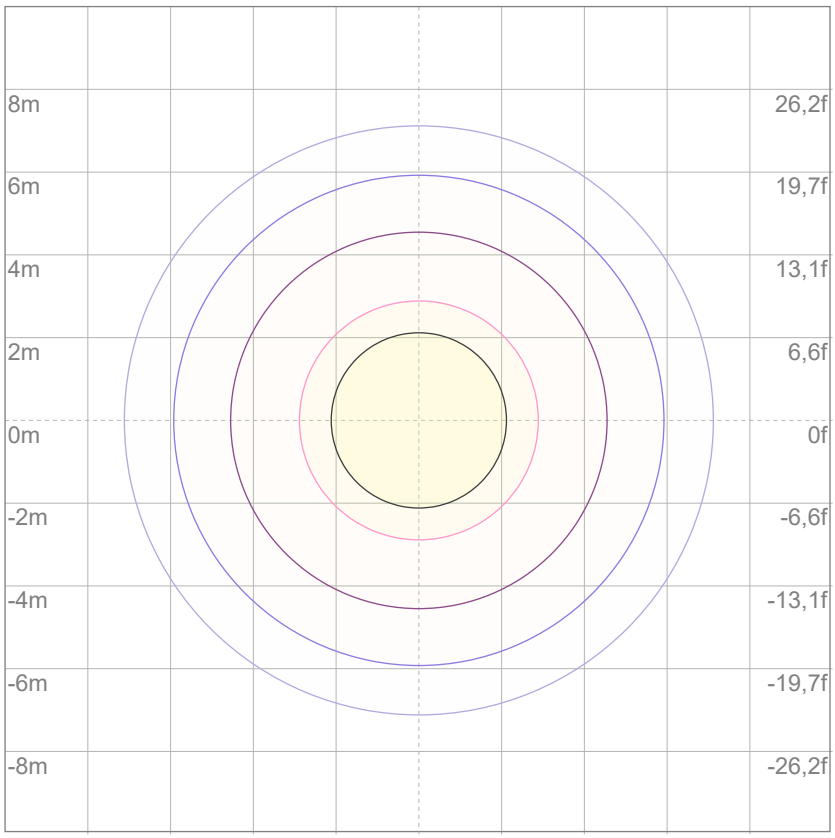

Mounting height: 10 meters (33 feet)

3%	0,570 lx
5%	0,951 lx
10%	1,90 lx
30%	5,70 lx
50%	9,51 lx

Conditions:

Number of c-planes: 2

Lux at center: 19,0 lx

Lux distribution on a surface when lamp is mounted at 10 meters from the surface.

Total lumen output:

493 lm

Peak candela output:

634 cd

Light quality:

CRI: 89,9

Color temperature:

3246 K

PRODUCT NAME:

ARCSPOTXSFC

MEASURAMENT CONDITIONS:

Beam angle:
10° + 40° Filter

Target:
3200K

Operator:
Salvatore Giglio

Date and time:
21/05/2024 14:38:14

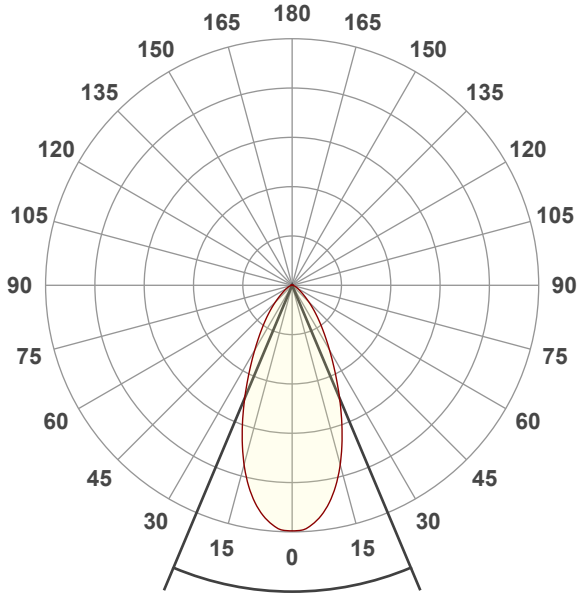

Beam angle 50%: 45,6°
Field angle 10%: 89,3°
Cut off angle 2.5%: 122,4°

Spectra

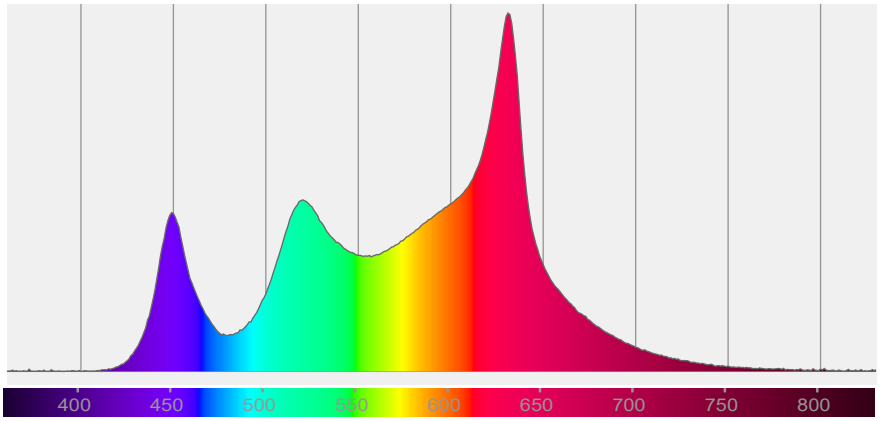

COLOR DETAILS

PROLIGHTS

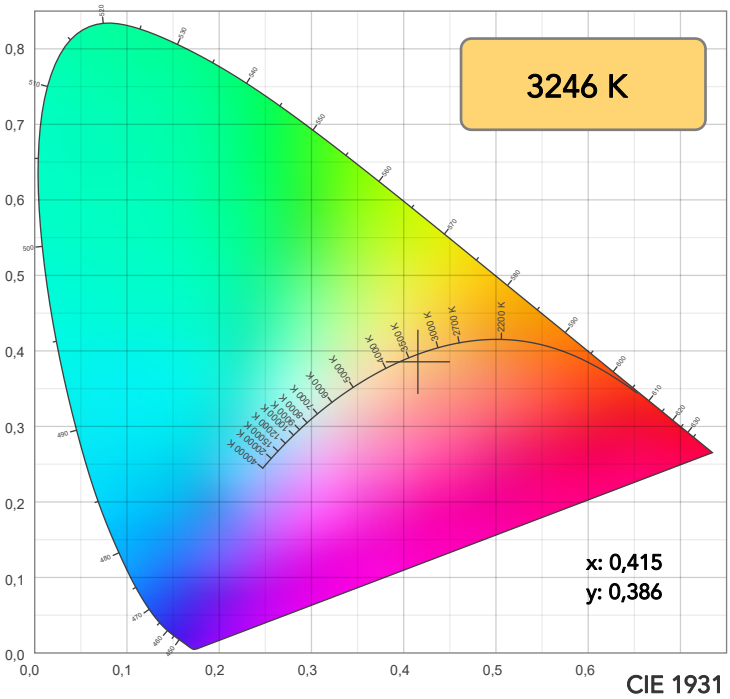

CIE 1931

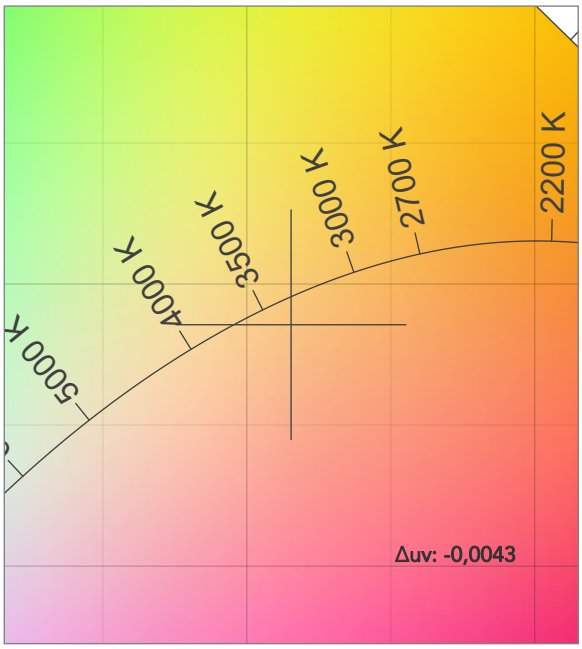

CIE 1931 ZOOM

TM30: 90,9

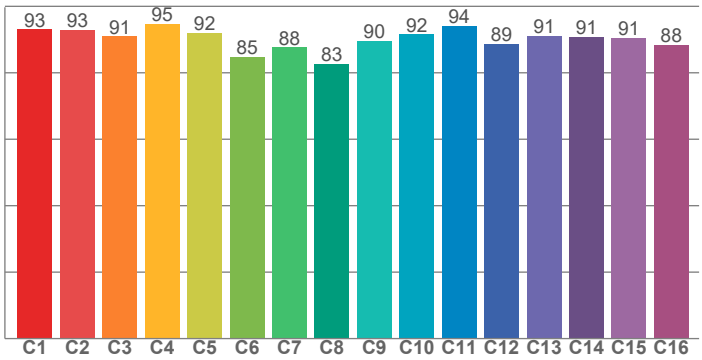

CRI: 89,9 (R1-R8)

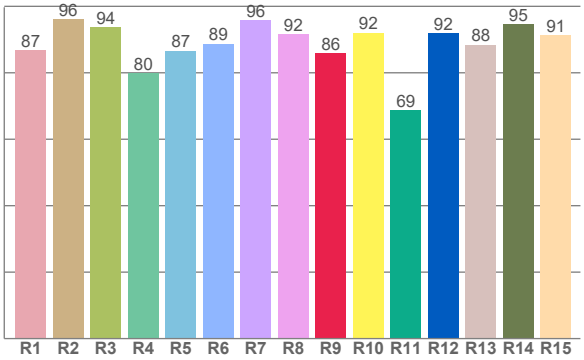

CRI R values, only R1-R8 are used to calculate final CRI value

R1	R2	R3	R4	R5	R6	R7	R8	R9	R10	R11	R12	R13	R14	R15
86,7	96,0	93,8	79,9	86,6	88,7	95,8	91,6	85,8	92,0	68,8	91,8	88,4	94,6	91,2

TM30 C values, 16 binned values out of total of 99 C values

C1	C2	C3	C4	C5	C6	C7	C8	C9	C10	C11	C12	C13	C14	C15	C16
93,0	92,9	91,0	94,7	91,9	84,8	87,6	82,7	89,6	91,6	94,0	88,7	91,2	90,9	90,6	88,4

CQS Q values

Q1	Q2	Q3	Q4	Q5	Q6	Q7	Q8	Q9	Q10	Q11	Q12	Q13	Q14	Q15
96,1	97,3	94,0	91,9	85,2	82,3	91,8	96,5	95,8	97,8	92,5	92,1	93,5	94,0	96,8

CQS: 91,8

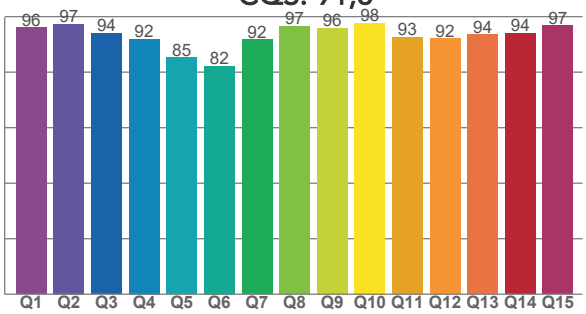

COLOR PARAMETERS

Color temperature	Color rendering index	Red component	Color fidelity	Color gamut	Color quality scale	Television lighting index	Color coordinate cie 1931	Color coordinate cie 1931	Color diviation from black body
CCT	CRI	CRI R9	TM30 Rf	TM30 Rg	CQS	TLCI	x	y	Δuv
3246 K	89,9	85,8	90,9	108,4	91,8	78	0,415	0,386	-0,0043

PROLIGHTS is a trademark of
MUSIC & LIGHTS S.r.l.
musiclights.it

Via A. Olivetti snc
04026 - Minturno (LT) ITALY
Tel: +39 0771 72190

prolights.it
info@prolights.it

TM30 DETAILS

PROLIGHTS

Rf 90,9

Fidelity index Rf

Rg 108,4

Gammut index

		Graphic shifts (%)	
Hue Bin	R_f	Chroma	Hue
1	93	2%	-1%
2	93	3%	-1%
3	91	3%	0%
4	95	1%	0%
5	92	3%	4%
6	85	9%	5%
7	88	8%	0%
8	83	10%	-4%
9	90	5%	-4%
10	92	1%	-5%
11	94	1%	0%
12	89	5%	-3%
13	91	4%	-5%
14	91	4%	-4%
15	91	4%	-1%
16	88	5%	-7%

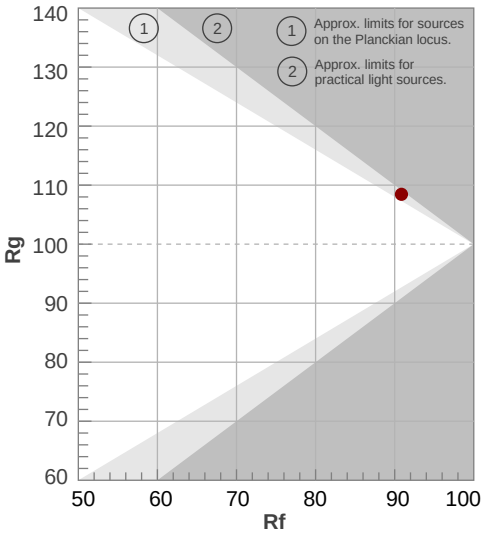

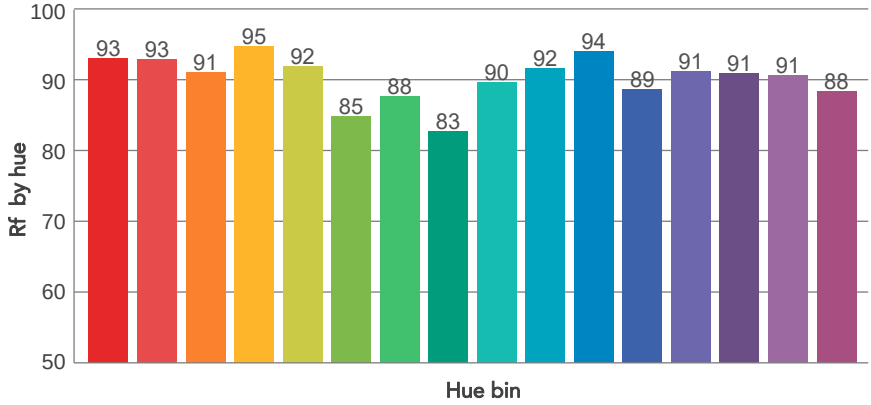

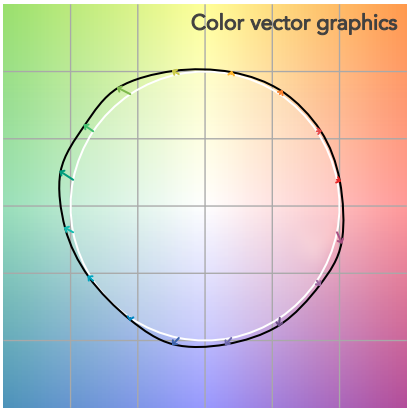

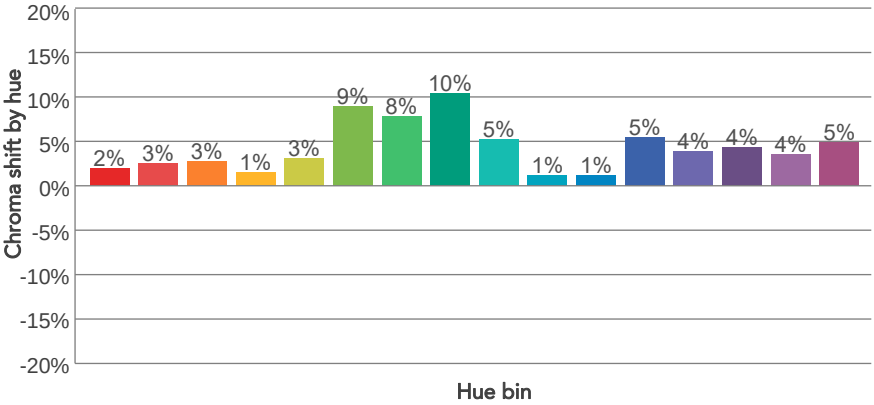

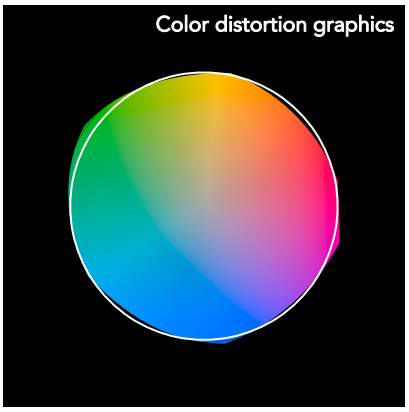

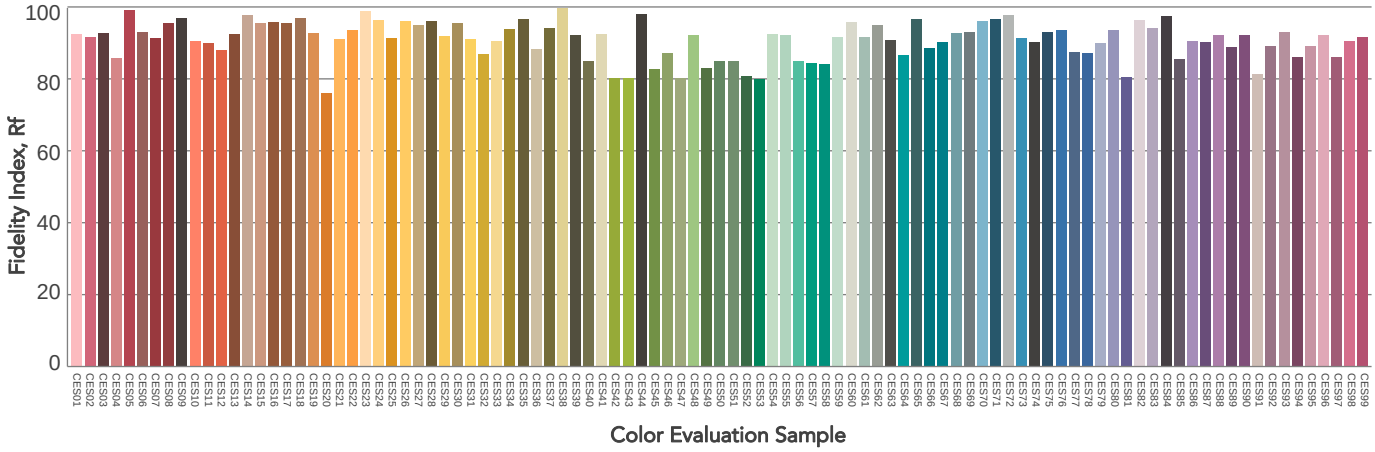

PROLIGHTS is a trademark of
MUSIC & LIGHTS S.r.l.
musiclights.it

Via A. Olivetti snc
04026 - Minturno (LT) ITALY
Tel: +39 0771 72190

prolights.it
info@prolights.it

BEAM DETAILS

Beam angle 50%	Field angle 10%	Cut off angle 2,5%	Intensity ratio in 120° cone	Intensity ratio in 90° cone
45,6°	89,3°	122,4°	96,0%	87,2%

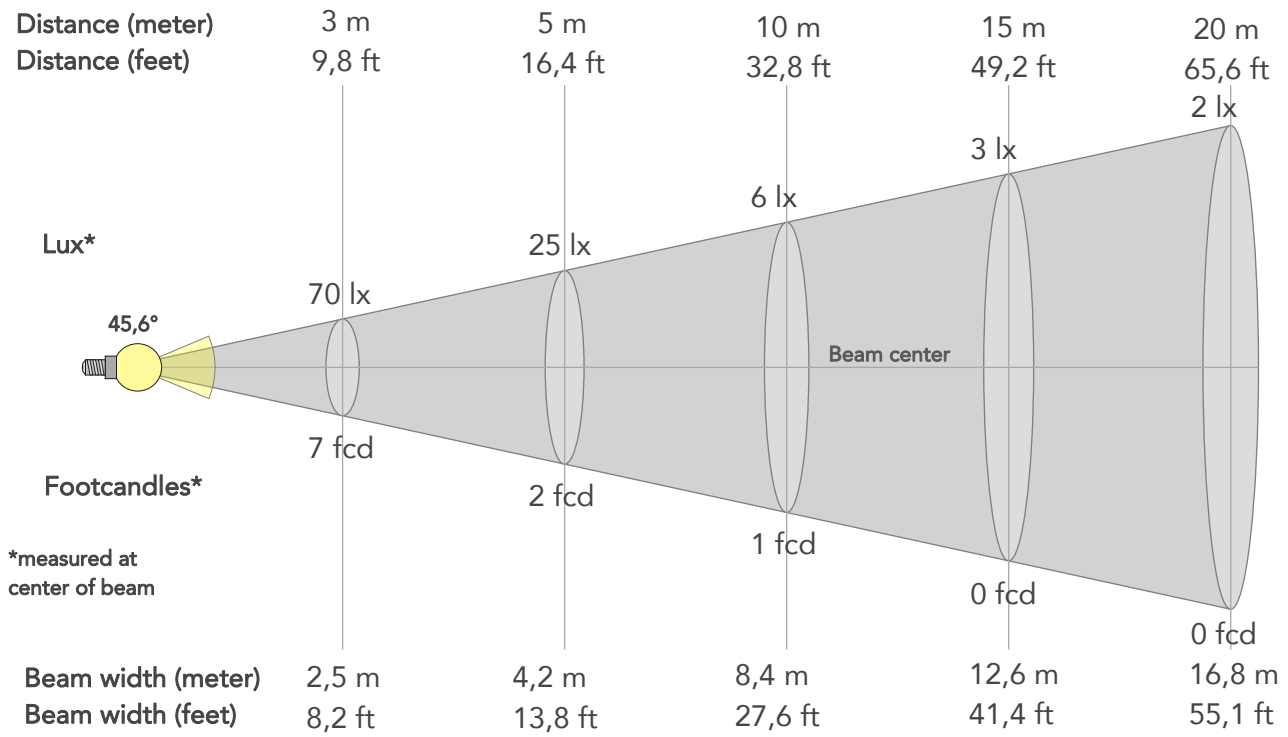

BEAM INTENSITIES AND WIDTHS

Distance	1m	2m	3m	4m	5m	7,5m	10m	15m	20m	25m	30m	40m	50m
Distance	3,3ft	6,6ft	9,8ft	13,1ft	16,4ft	24,6ft	32,8ft	49,2ft	65,6ft	82ft	98,4ft	131,2ft	164ft
Lux	634lx	159lx	70lx	40lx	25lx	11lx	6lx	3lx	2lx	1lx	1lx	0lx	0lx
Footcand.	59fcd	15fcd	7fcd	4fcd	2fcd	1fcd	1fcd	0fcd	0fcd	0fcd	0fcd	0fcd	0fcd
Beam wid.	0,8m	1,7m	2,5m	3,4m	4,2m	6,3m	8,4m	12,6m	16,8m	21m	25,2m	33,6m	42m
Beam wid.	2,8ft	5,5ft	8,2ft	11ft	13,8ft	20,7ft	27,6ft	41,4ft	55,1ft	68,9ft	82,7ft	110,3ft	137,9ft

LINEAR DISTRIBUTION DIAGRAM

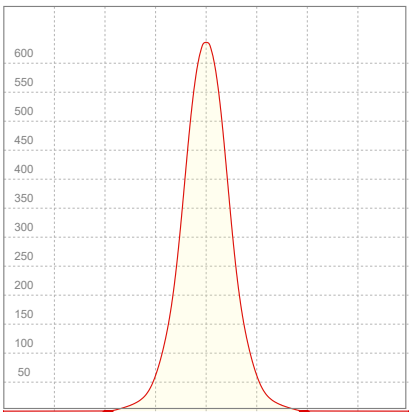

ELECTRICAL SPECIFICATIONS

Input voltage	Input current	Input power	Power FC	Effeciency
228V	0,107A	11,8W	0,48	42lm/W

PROLIGHTS is a trademark of
MUSIC & LIGHTS S.r.l.
musiclights.it

Via A. Olivetti snc
04026 - Minturno (LT) ITALY
Tel: +39 0771 72190

prolights.it
info@prolights.it

ISO DIAGRAMS

ISO CANDELA DIAGRAM

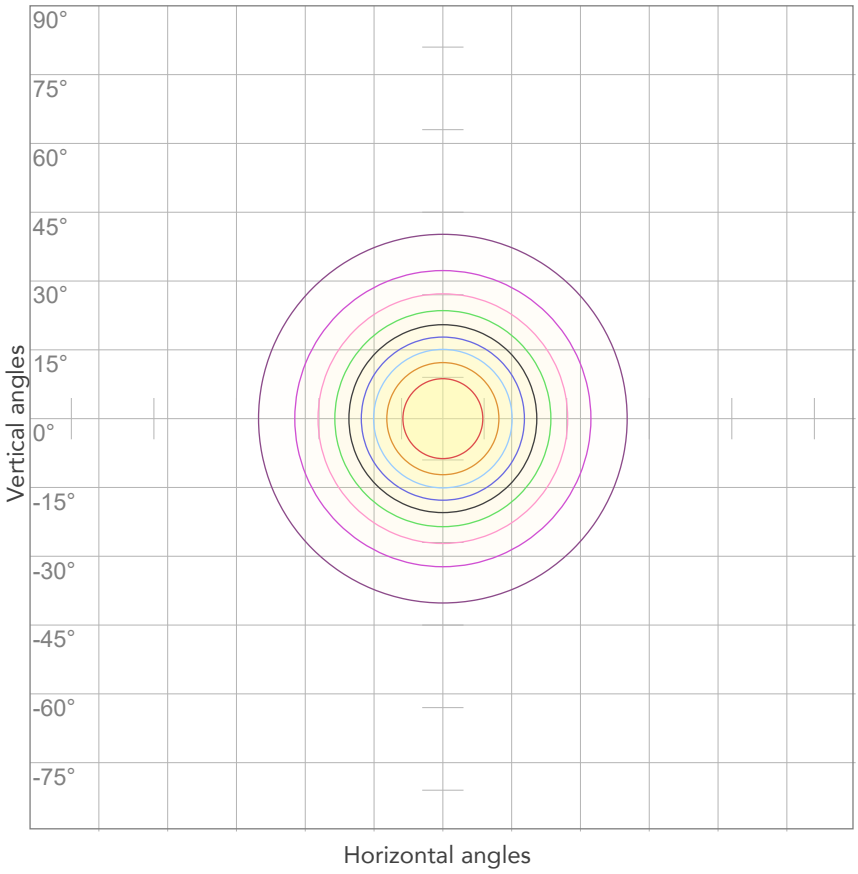

10%	63 cd
20%	127 cd
30%	190 cd
40%	254 cd
50%	317 cd
60%	381 cd
70%	444 cd
80%	508 cd

Conditions:

Number of c-planes: 2

Candela at center: 634 cd

ISO LUX DIAGRAM

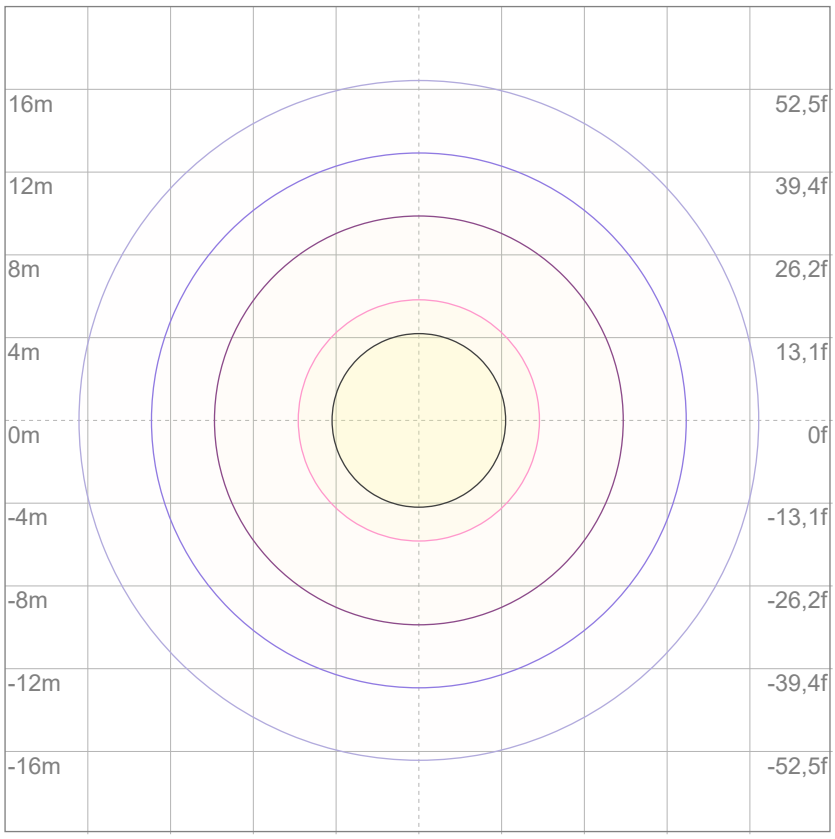

Mounting height: 10 meters (33 feet)

3%	0,190 lx
5%	0,317 lx
10%	0,634 lx
30%	1,90 lx
50%	3,17 lx

Conditions:

Number of c-planes: 2

Lux at center: 6,34 lx

Lux distribution on a surface when lamp is mounted at 10 meters from the surface.

Total lumen output:

473 lm

Peak candela output:

464 cd

Light quality:

CRI: 89,6

Color temperature:

3255 K

PRODUCT NAME:

ARCSPOTXSFC

MEASURAMENT CONDITIONS:

Beam angle:
10° + 60° Filter

Target:
3200K

Operator:
Salvatore Giglio

Date and time:
21/05/2024 15:26:39

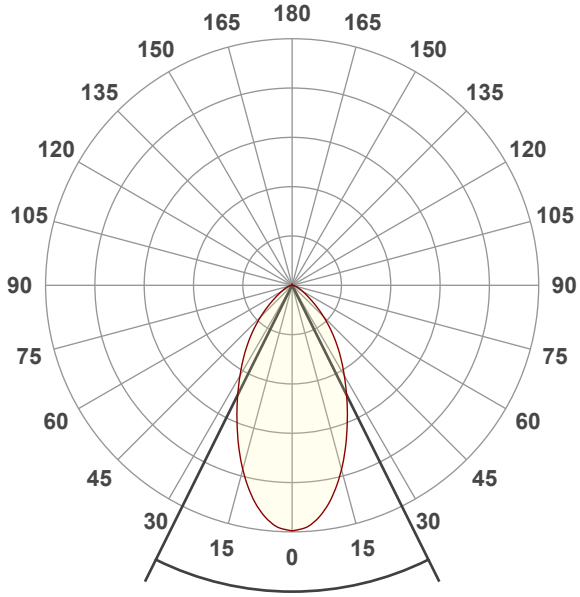

Beam angle 50%: 52,8°
Field angle 10%: 104,1°
Cut off angle 2.5%: 136,7°

Spectra

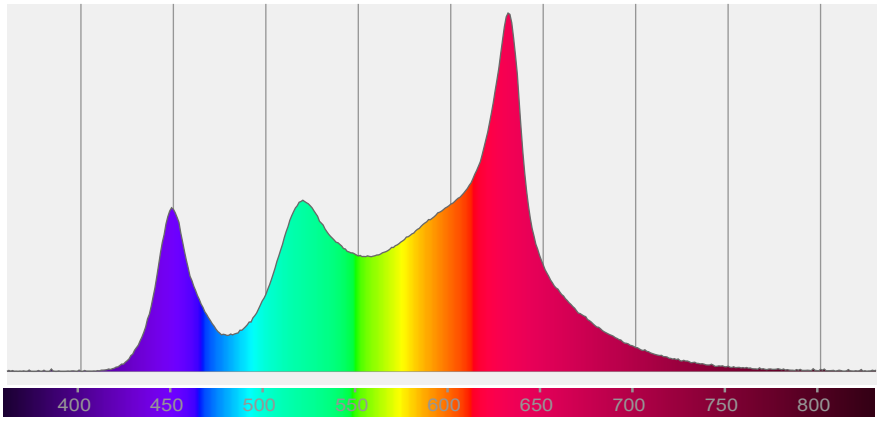

COLOR DETAILS

PROLiGHTS

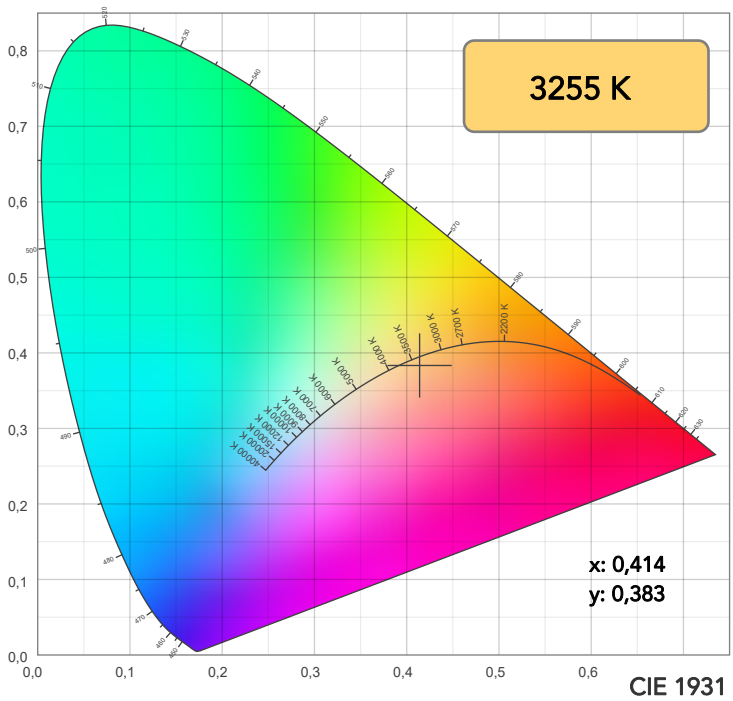

CIE 1931

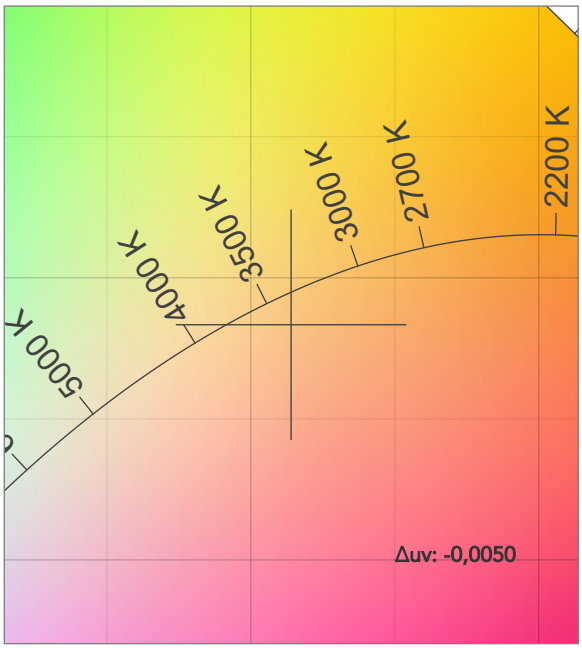

CIE 1931 ZOOM

TM30: 90,7

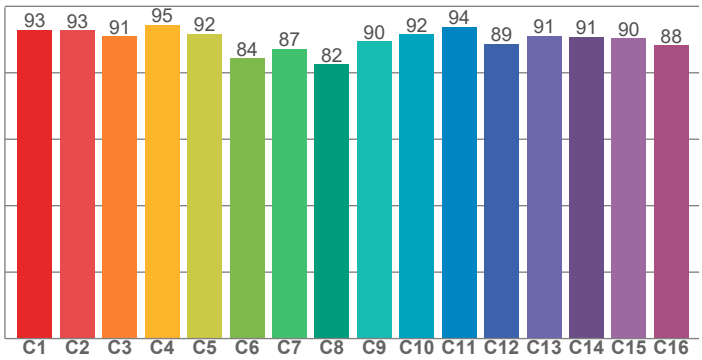

CRI: 89,6 (R1-R8)

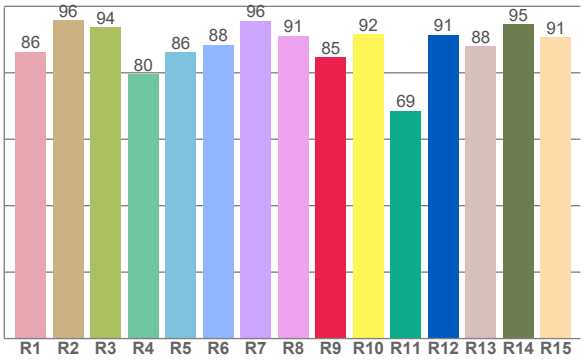

CRI R values, only R1-R8 are used to calculate final CRI value

R1	R2	R3	R4	R5	R6	R7	R8	R9	R10	R11	R12	R13	R14	R15
86,3	95,7	93,8	79,6	86,3	88,4	95,6	91,1	84,6	91,6	68,5	91,4	88,1	94,5	90,6

TM30 C values, 16 binned values out of total of 99 C values

C1	C2	C3	C4	C5	C6	C7	C8	C9	C10	C11	C12	C13	C14	C15	C16
92,9	92,8	90,9	94,5	91,6	84,4	87,2	82,5	89,5	91,6	93,9	88,7	91,2	90,9	90,4	88,2

CQS Q values

Q1	Q2	Q3	Q4	Q5	Q6	Q7	Q8	Q9	Q10	Q11	Q12	Q13	Q14	Q15
96,1	97,5	93,5	92,3	85,3	82,1	91,4	96,7	95,7	97,5	93,0	92,5	93,8	93,8	96,7

CQS: 91,8

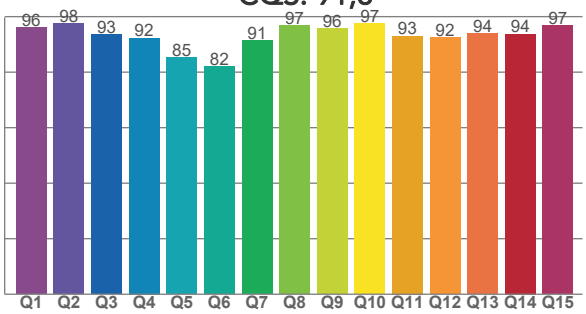

COLOR PARAMETERS

Color temperature	Color rendering index	Red component	Color fidelity	Color gamut	Color quality scale	Television lighting index	Color coordinate cie 1931	Color coordinate cie 1931	Color diviation from black body
CCT	CRI	CRI R9	TM30 Rf	TM30 Rg	CQS	TLCI	x	y	Δuv
3255 K	89,6	84,6	90,7	108,8	91,8	77	0,414	0,383	-0,0050

PROLIGHTS is a trademark of
MUSIC & LIGHTS S.r.l.
musiclights.it

Via A. Olivetti snc
04026 - Minturno (LT) ITALY
Tel: +39 0771 72190

prolights.it
info@prolights.it

TM30 DETAILS

PROLIGHTS

Rf 90,7

Fidelity index Rf

Rg 108,8

Gammut index

		Graphic shifts (%)	
Hue Bin	R_f	Chroma	Hue
1	93	2%	-1%
2	93	3%	-1%
3	91	3%	0%
4	95	2%	0%
5	92	3%	4%
6	84	9%	5%
7	87	8%	0%
8	82	10%	-4%
9	90	5%	-4%
10	92	1%	-4%
11	94	1%	1%
12	89	6%	-3%
13	91	4%	-5%
14	91	5%	-3%
15	90	4%	-1%
16	88	5%	-7%

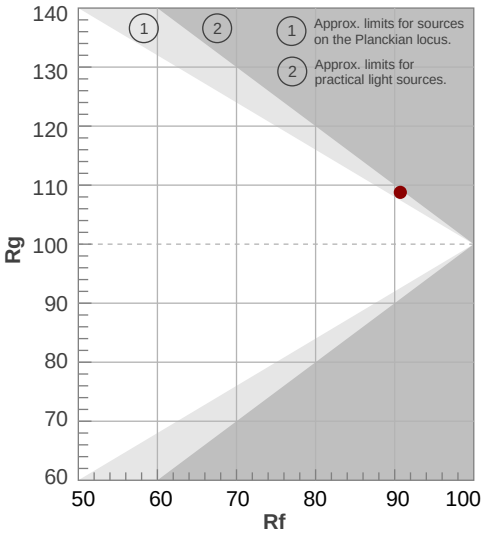

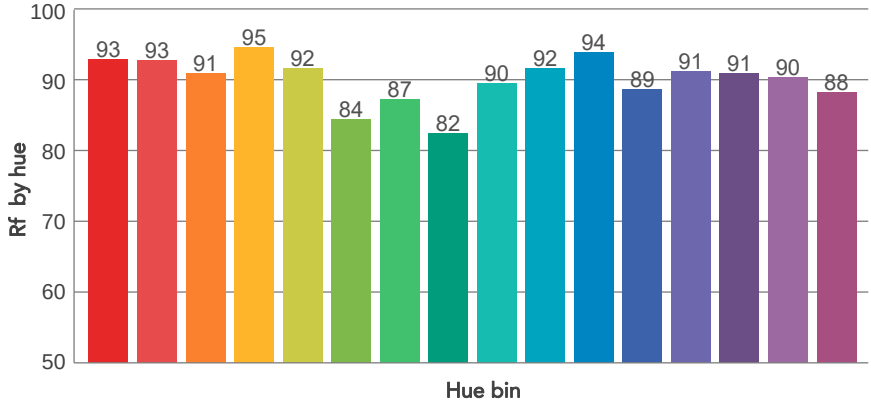

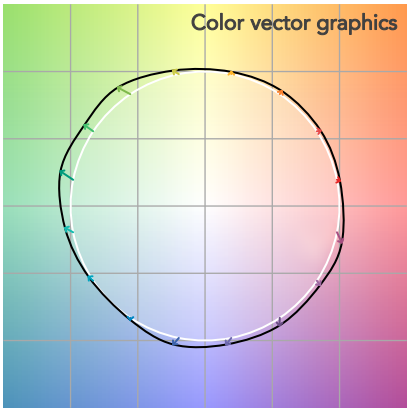

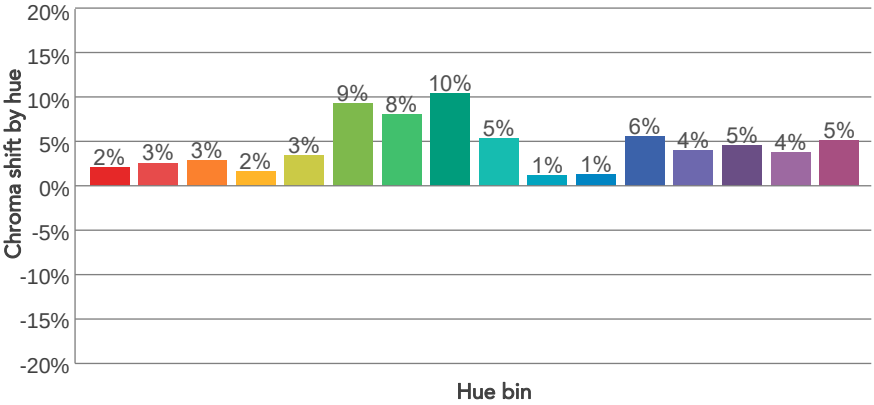

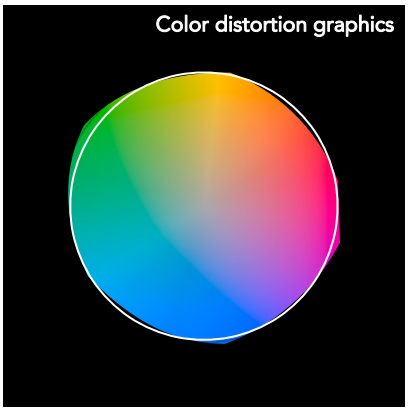

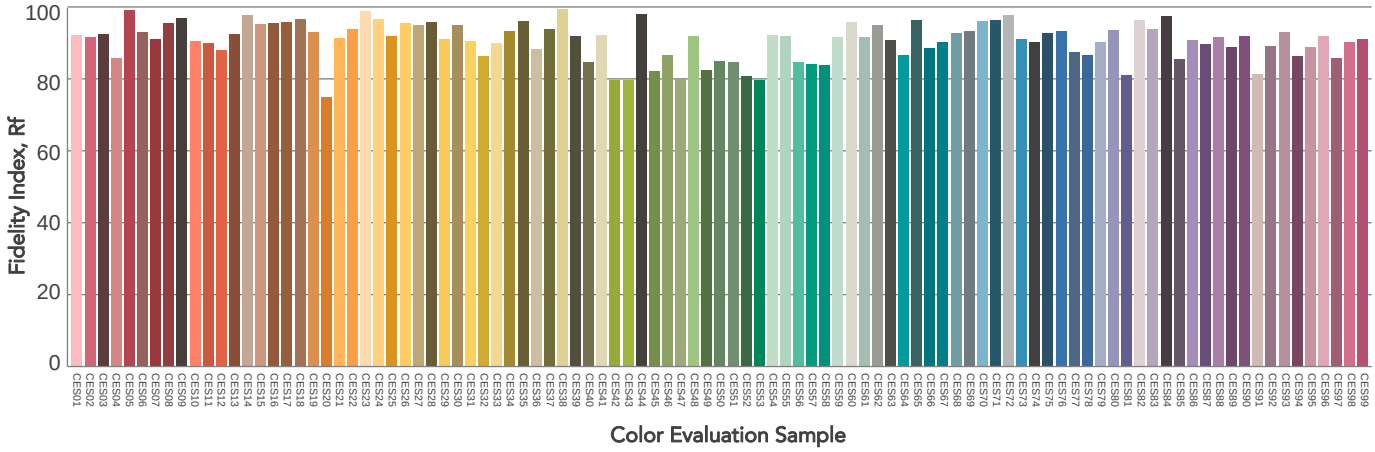

PROLIGHTS is a trademark of
MUSIC & LIGHTS S.r.l.
musiclights.it

Via A. Olivetti snc
04026 - Minturno (LT) ITALY
Tel: +39 0771 72190

prolights.it
info@prolights.it

BEAM DETAILS

Beam angle 50%	Field angle 10%	Cut off angle 2,5%	Intensity ratio in 120° cone	Intensity ratio in 90° cone
52,8°	104,1°	136,7°	95,2%	82,4%

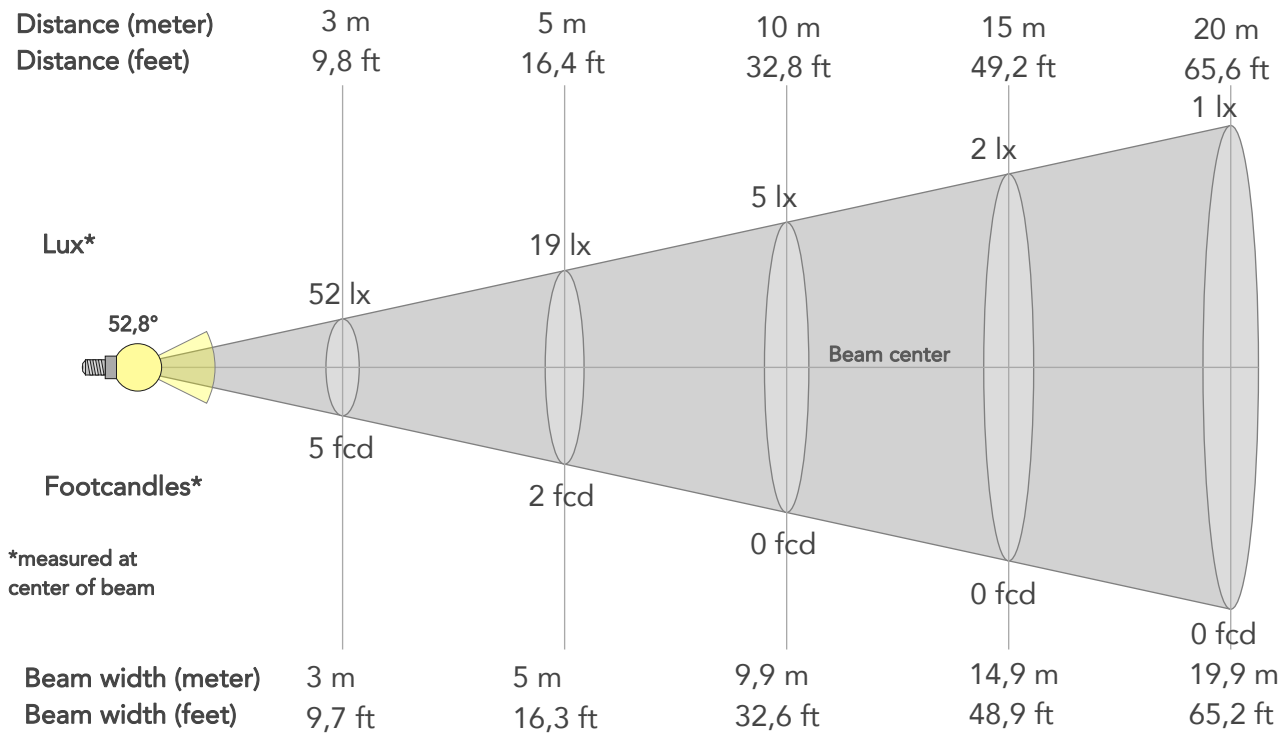

BEAM INTENSITIES AND WIDTHS

Distance	1m	2m	3m	4m	5m	7,5m	10m	15m	20m	25m	30m	40m	50m
Distance	3,3ft	6,6ft	9,8ft	13,1ft	16,4ft	24,6ft	32,8ft	49,2ft	65,6ft	82ft	98,4ft	131,2ft	164ft
Lux	464lx	116lx	52lx	29lx	19lx	8lx	5lx	2lx	1lx	1lx	1lx	0lx	0lx
Footcand.	43fcd	11fcd	5fcd	3fcd	2fcd	1fcd	0fcd	0fcd	0fcd	0fcd	0fcd	0fcd	0fcd
Beam wid.	1m	2m	3m	4m	5m	7,5m	9,9m	14,9m	19,9m	24,8m	29,8m	39,7m	49,7m
Beam wid.	3,3ft	6,6ft	9,7ft	13ft	16,3ft	24,4ft	32,6ft	48,9ft	65,2ft	81,5ft	97,7ft	130,3ft	162,9ft

LINEAR DISTRIBUTION DIAGRAM

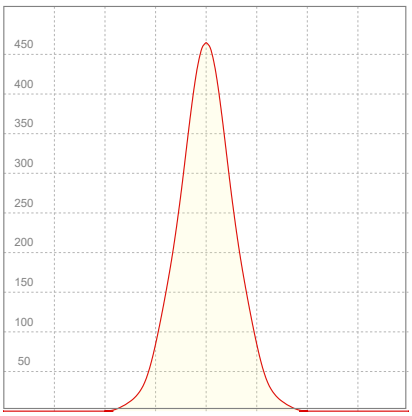

ELECTRICAL SPECIFICATIONS

Input voltage	Input current	Input power	Power FC	Effeciency
228V	0,107A	11,8W	0,48	40lm/W

PROLIGHTS is a trademark of
MUSIC & LIGHTS S.r.l.
musiclights.it

Via A. Olivetti snc
04026 - Minturno (LT) ITALY
Tel: +39 0771 72190

prolights.it
info@prolights.it

ISO DIAGRAMS

ISO CANDELA DIAGRAM

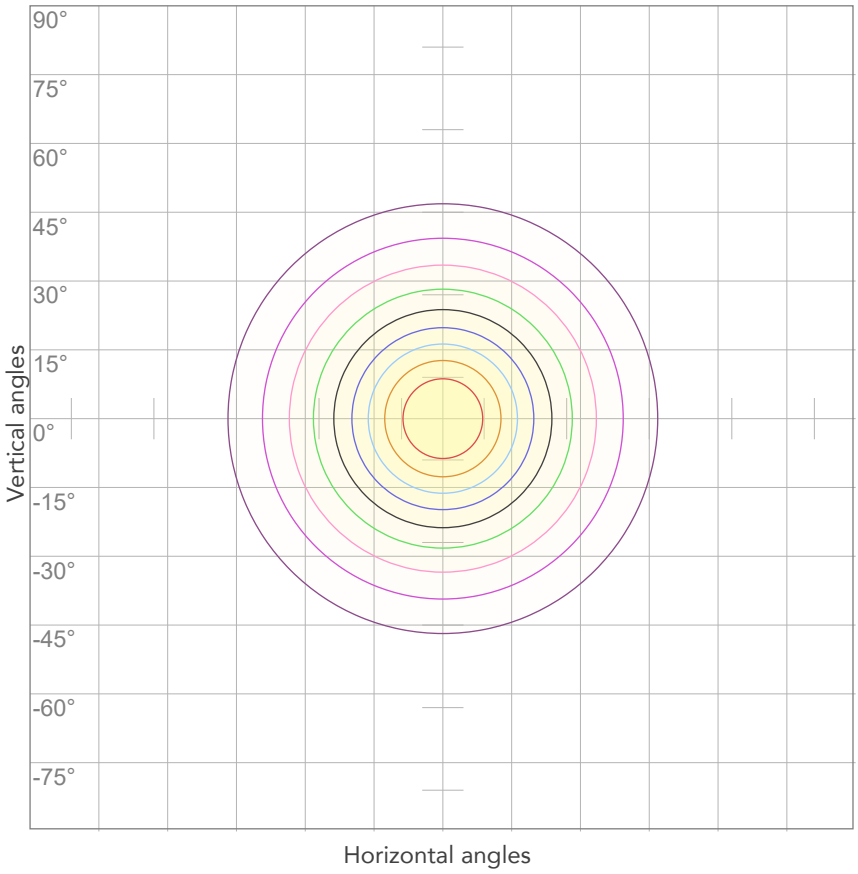

10%	46 cd
20%	93 cd
30%	139 cd
40%	186 cd
50%	232 cd
60%	278 cd
70%	325 cd
80%	371 cd

Conditions:

Number of c-planes: 2

Candela at center: 464 cd

ISO LUX DIAGRAM

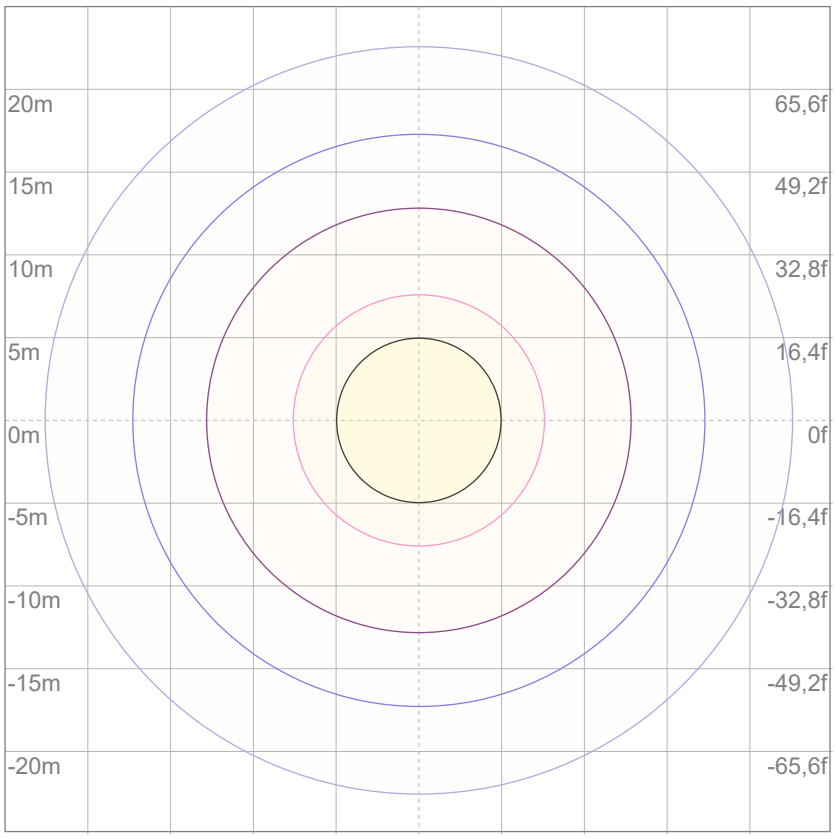

Mounting height: 10 meters (33 feet)

3%	0,139 lx
5%	0,232 lx
10%	0,464 lx
30%	1,39 lx
50%	2,32 lx

Conditions:

Number of c-planes: 2

Lux at center: 4,64 lx

Lux distribution on a surface when lamp is mounted at 10 meters from the surface.

Total lumen output:

676 lm

Peak candela output:

1443 cd

Light quality:

CRI: 90,2

Color temperature:

3277 K

PRODUCT NAME:

ARCSPOTXSFC

MEASURAMENT CONDITIONS:

Beam angle:
10° + 10° x 60° Filter

Target:
3200K

Operator:
Salvatore Giglio

Date and time:
21/05/2024 16:29:22

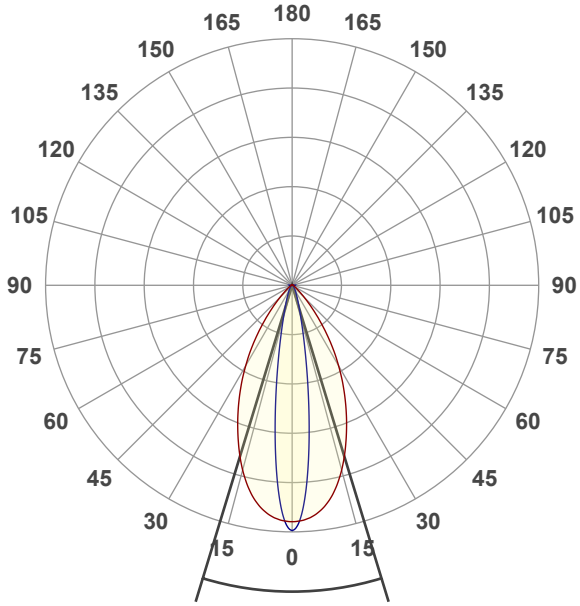

Beam angle 50%: 33,9°
Field angle 10%: 60,2°
Cut off angle 2.5%: 84,3°

Spectra

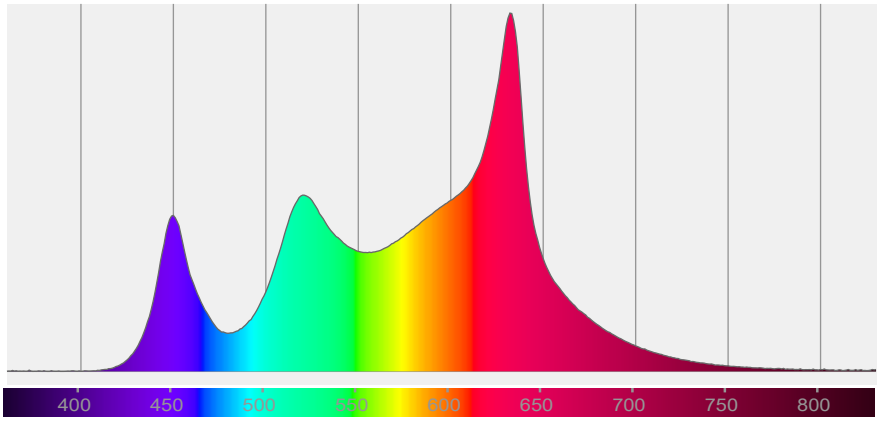

COLOR DETAILS

PROLIGHTS

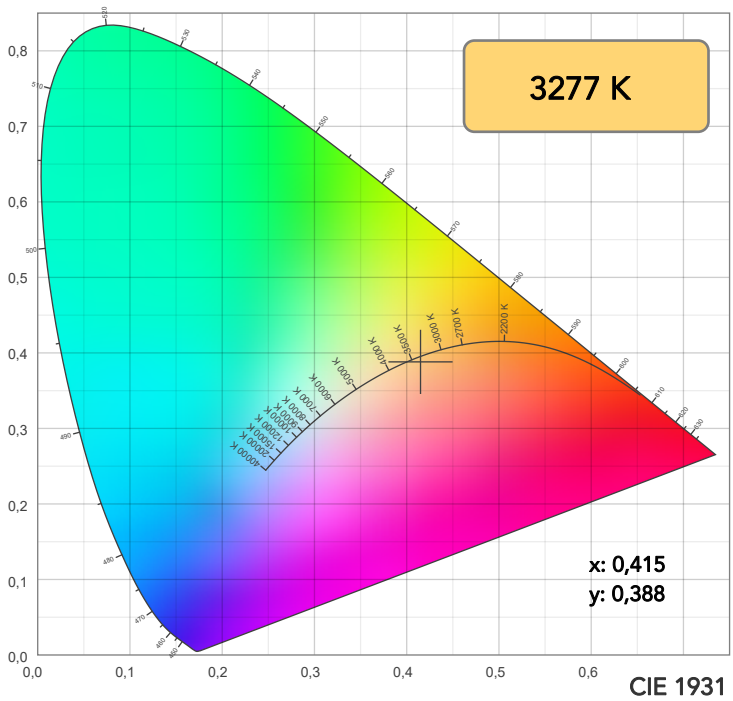

CIE 1931

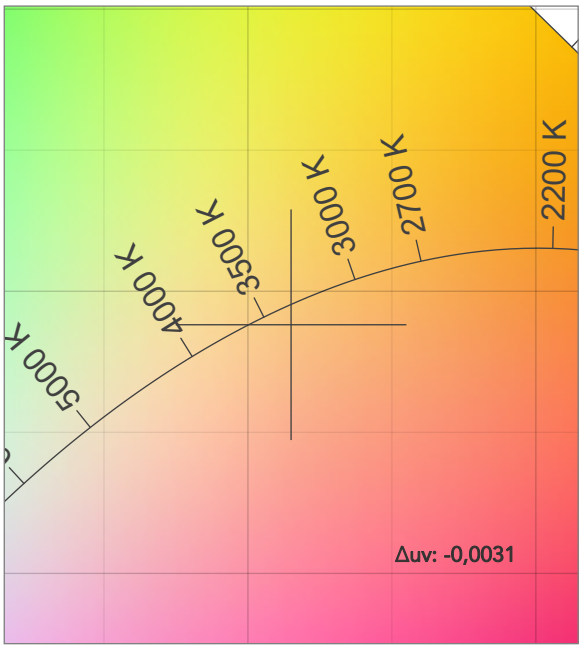

CIE 1931 ZOOM

TM30: 91,3

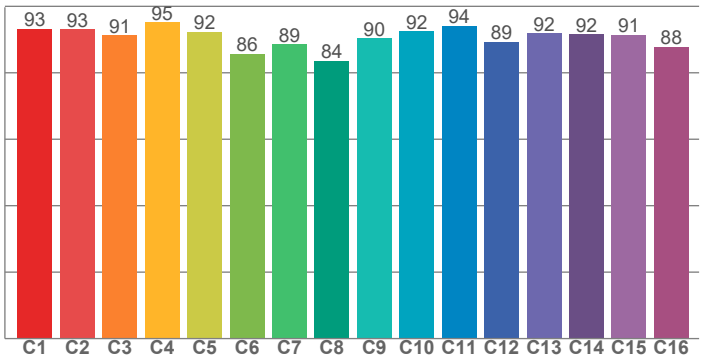

CRI: 90,2 (R1-R8)

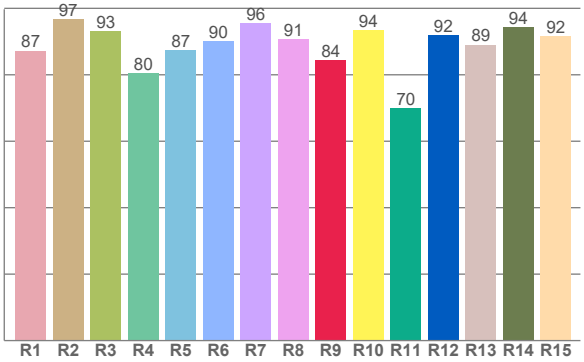

CRI R values, only R1-R8 are used to calculate final CRI value

R1	R2	R3	R4	R5	R6	R7	R8	R9	R10	R11	R12	R13	R14	R15
87,2	96,7	93,1	80,5	87,3	90,1	95,6	90,8	84,4	93,5	69,8	91,9	89,1	94,2	91,6

TM30 C values, 16 binned values out of total of 99 C values

C1	C2	C3	C4	C5	C6	C7	C8	C9	C10	C11	C12	C13	C14	C15	C16
93,2	93,1	91,3	95,2	92,3	85,7	88,5	83,7	90,3	92,4	94,1	89,3	91,9	91,6	91,4	87,9

CQS Q values

Q1	Q2	Q3	Q4	Q5	Q6	Q7	Q8	Q9	Q10	Q11	Q12	Q13	Q14	Q15
97,2	97,4	94,3	92,3	86,1	83,5	92,6	96,1	95,7	98,2	92,2	91,5	92,9	94,6	96,8

CQS: 92,1

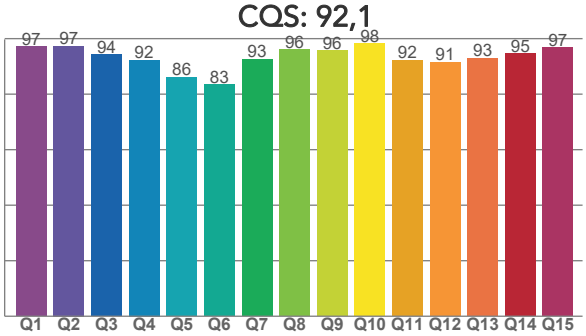

COLOR PARAMETERS

Color temperature	Color rendering index	Red component	Color fidelity	Color gamut	Color quality scale	Television lighting index	Color coordinate cie 1931	Color coordinate cie 1931	Color diviation from black body
CCT	CRI	CRI R9	TM30 Rf	TM30 Rg	CQS	TLCI	x	y	Δuv
3277 K	90,2	84,4	91,3	107,9	92,1	80	0,415	0,388	-0,0031

PROLIGHTS is a trademark of
MUSIC & LIGHTS S.r.l.
musiclights.it

Via A. Olivetti snc
04026 - Minturno (LT) ITALY
Tel: +39 0771 72190

prolights.it
info@prolights.it

TM30 DETAILS

PROLIGHTS

Rf 91,3

Fidelity index Rf

Rg 107,9

Gammut index

		Graphic shifts (%)	
Hue Bin	R_f	Chroma	Hue
1	93	2%	-1%
2	93	3%	-2%
3	91	2%	-1%
4	95	1%	0%
5	92	2%	3%
6	86	8%	5%
7	89	7%	0%
8	84	10%	-4%
9	90	5%	-4%
10	92	1%	-4%
11	94	1%	1%
12	89	5%	-3%
13	92	4%	-4%
14	92	4%	-3%
15	91	4%	-2%
16	88	5%	-6%

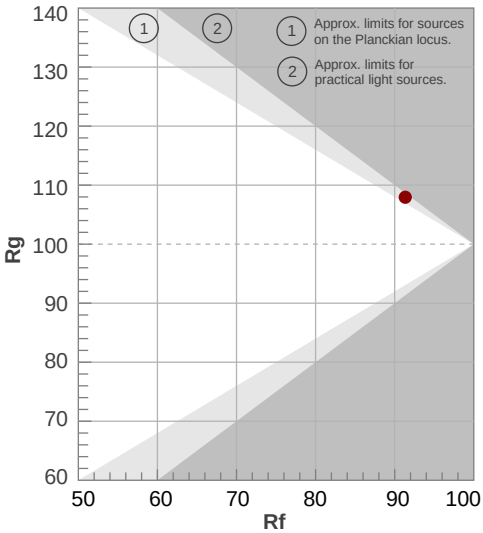

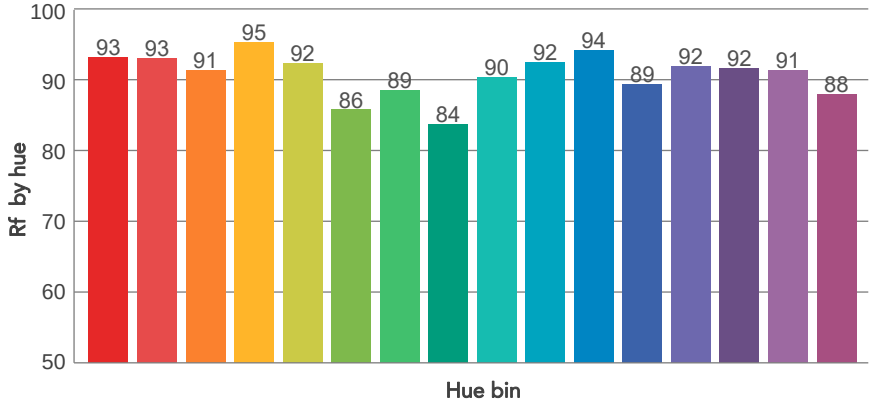

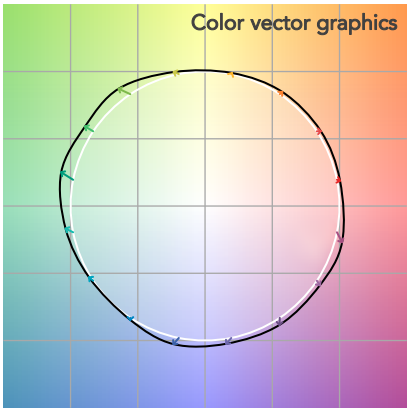

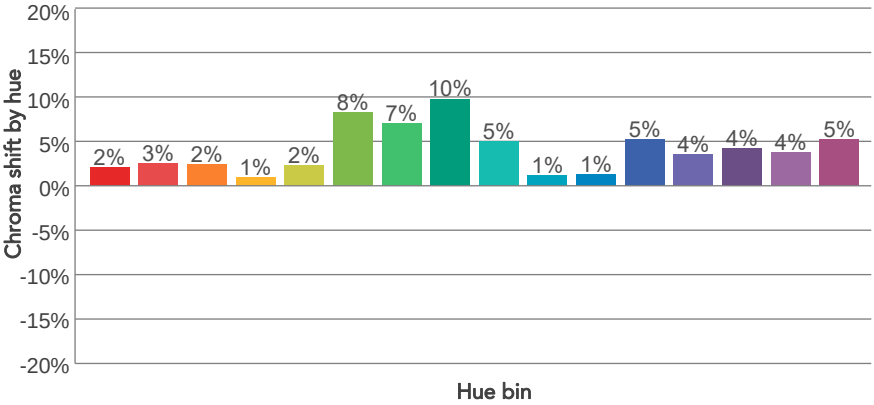

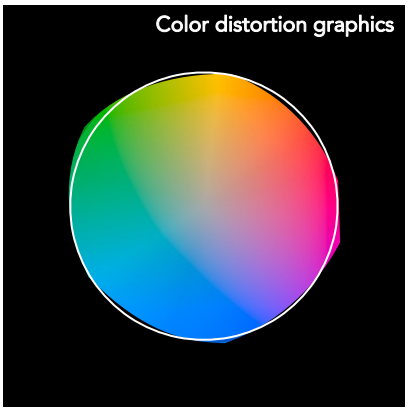

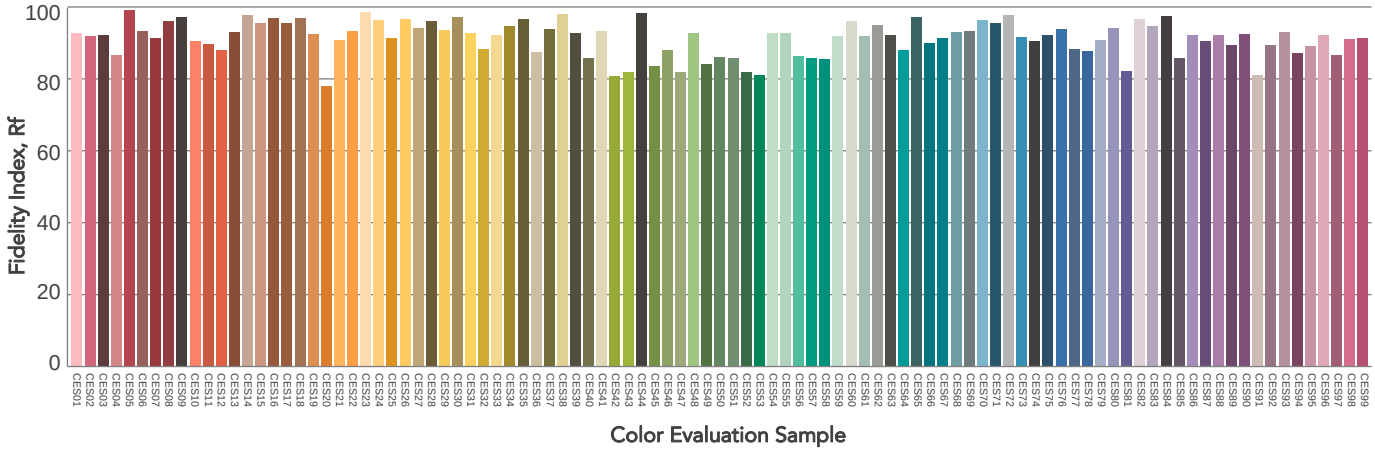

PROLIGHTS is a trademark of
MUSIC & LIGHTS S.r.l.
musiclights.it

Via A. Olivetti snc
04026 - Minturno (LT) ITALY
Tel: +39 0771 72190

prolights.it
info@prolights.it

BEAM DETAILS

Beam angle 50%	Field angle 10%	Cut off angle 2,5%	Intensity ratio in 120° cone	Intensity ratio in 90° cone
33,9°	60,2°	84,3°	97,9%	92,6%

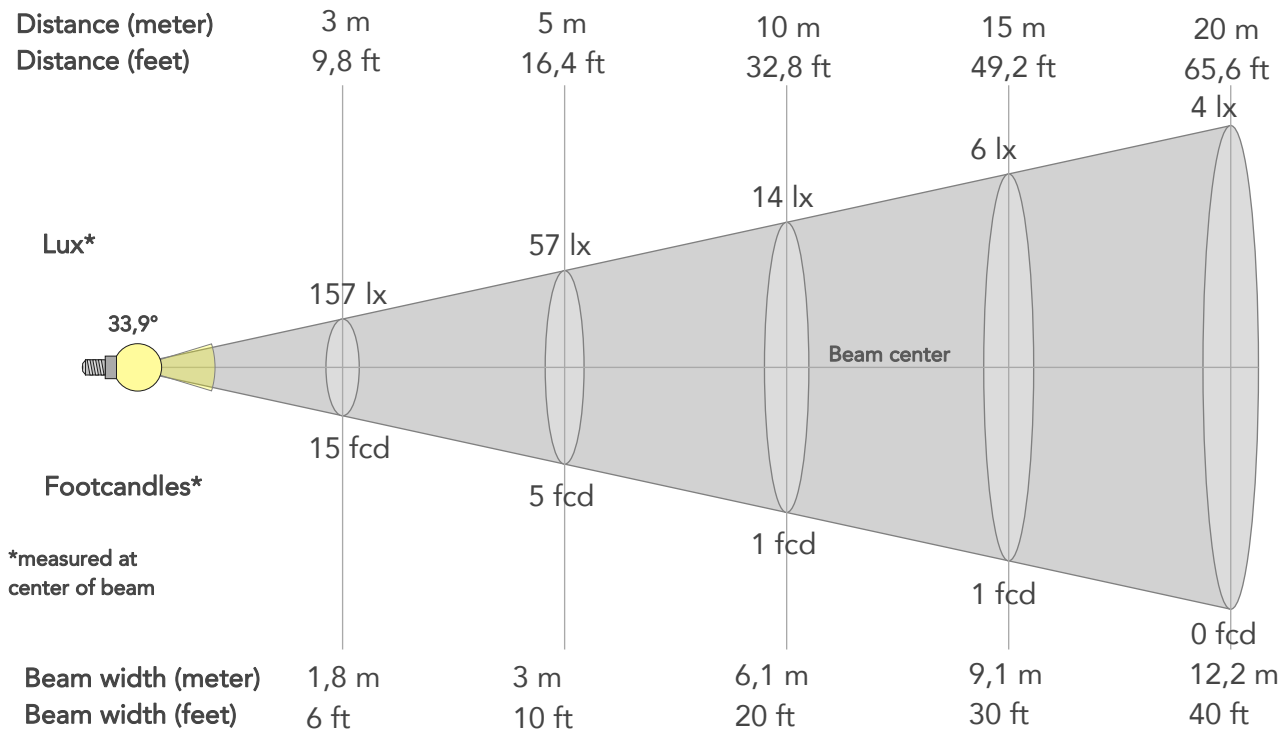

BEAM INTENSITIES AND WIDTHS

Distance	1m	2m	3m	4m	5m	7,5m	10m	15m	20m	25m	30m	40m	50m
Distance	3,3ft	6,6ft	9,8ft	13,1ft	16,4ft	24,6ft	32,8ft	49,2ft	65,6ft	82ft	98,4ft	131,2ft	164ft
Lux	1417lx	354lx	157lx	89lx	57lx	25lx	14lx	6lx	4lx	2lx	2lx	1lx	1lx
Footcand.	132fcd	33fcd	15fcd	8fcd	5fcd	2fcd	1fcd	1fcd	0fcd	0fcd	0fcd	0fcd	0fcd
Beam wid.	0,6m	1,2m	1,8m	2,4m	3m	4,6m	6,1m	9,1m	12,2m	15,2m	18,3m	24,4m	30,5m
Beam wid.	2ft	4ft	6ft	8ft	10ft	15ft	20ft	30ft	40ft	50ft	60ft	80ft	100ft

LINEAR DISTRIBUTION DIAGRAM

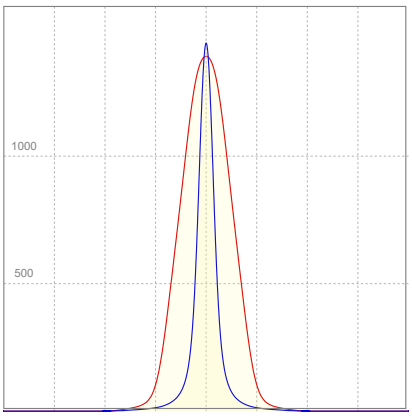

ELECTRICAL SPECIFICATIONS

Input voltage	Input current	Input power	Power FC	Effeciency
226V	0,110A	11,6W	0,47	58lm/W

PROLIGHTS is a trademark of
MUSIC & LIGHTS S.r.l.
musiclights.it

Via A. Olivetti snc
04026 - Minturno (LT) ITALY
Tel: +39 0771 72190

prolights.it
info@prolights.it

ISO DIAGRAMS

ISO CANDELA DIAGRAM

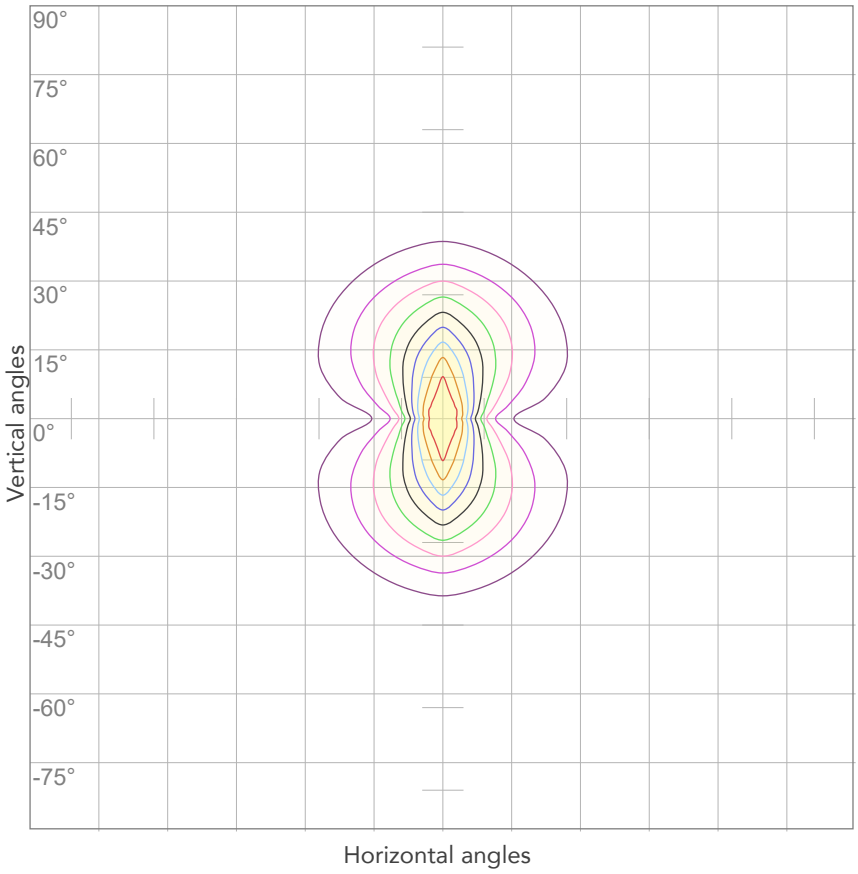

10%	142 cd
20%	283 cd
30%	425 cd
40%	567 cd
50%	709 cd
60%	850 cd
70%	992 cd
80%	1134 cd

Conditions:

Number of c-planes: 4

Candela at center: 1417 cd

ISO LUX DIAGRAM

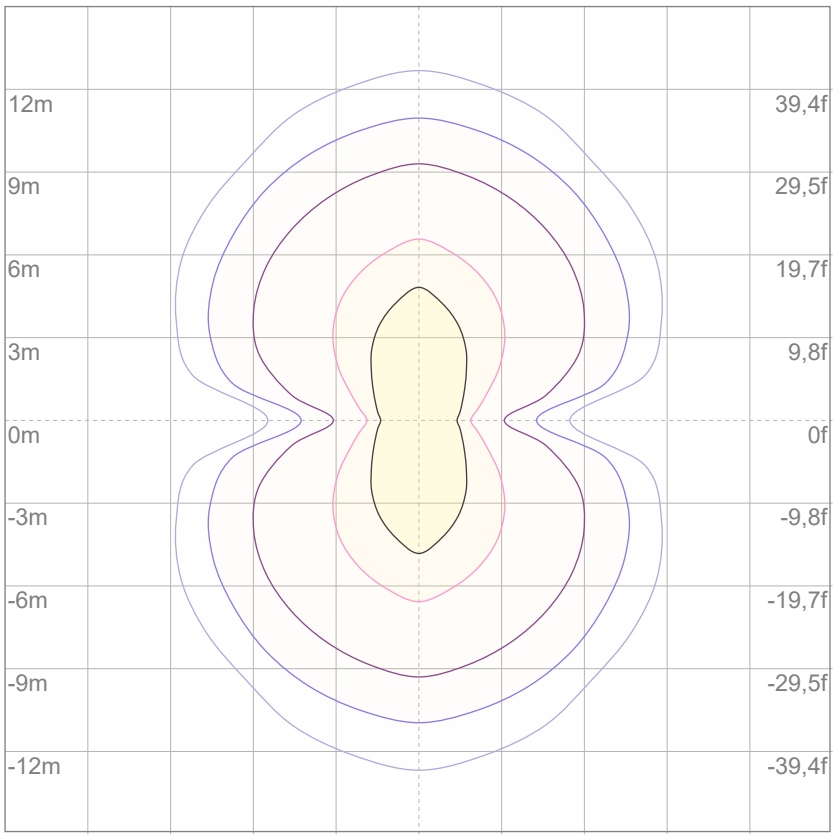

Mounting height: 10 meters (33 feet)

3%	0,425 lx
5%	0,709 lx
10%	1,42 lx
30%	4,25 lx
50%	7,09 lx

Conditions:

Number of c-planes: 4

Lux at center: 14,2 lx

Lux distribution on a surface when lamp is mounted at 10 meters from the surface.

Total lumen output:

553 lm

Peak candela output:

787 cd

Light quality:

CRI: 89,8

Color temperature:

3250 K

PRODUCT NAME:

ARCSPOTXSFC

MEASURAMENT CONDITIONS:

Beam angle:
10° + 30° x 60° Filter

Target:
3200K

Operator:
Salvatore Giglio

Date and time:
23/05/2024 09:34:13

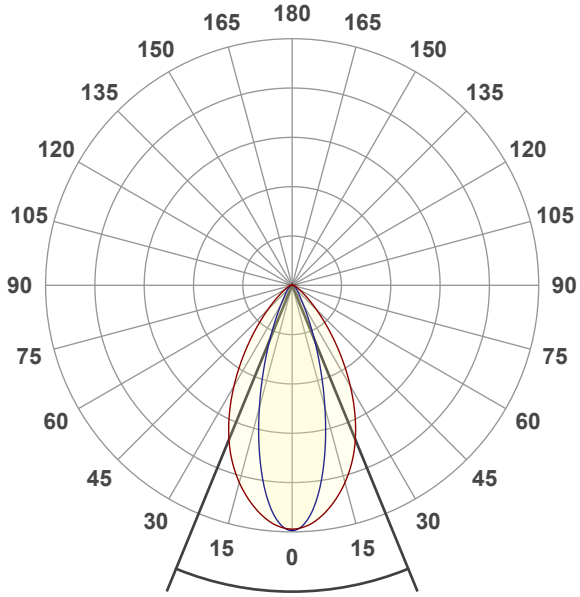

Beam angle 50%: 44,5°
Field angle 10%: 77,7°
Cut off angle 2.5%: 110,6°

Spectra

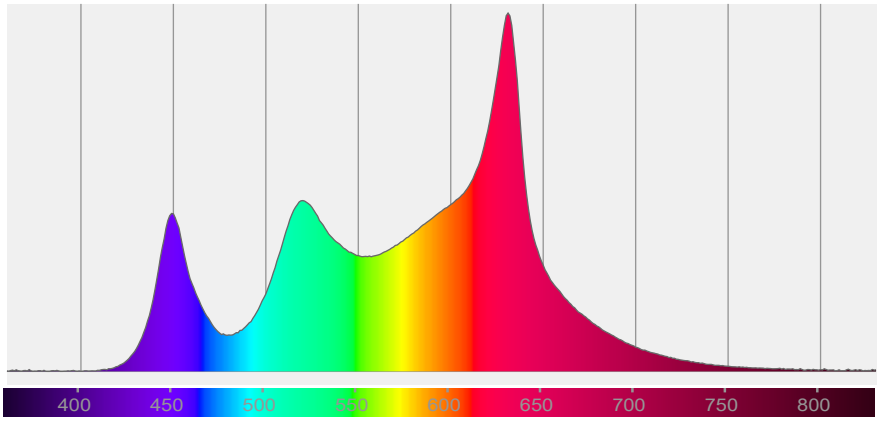

COLOR DETAILS

PROLIGHTS

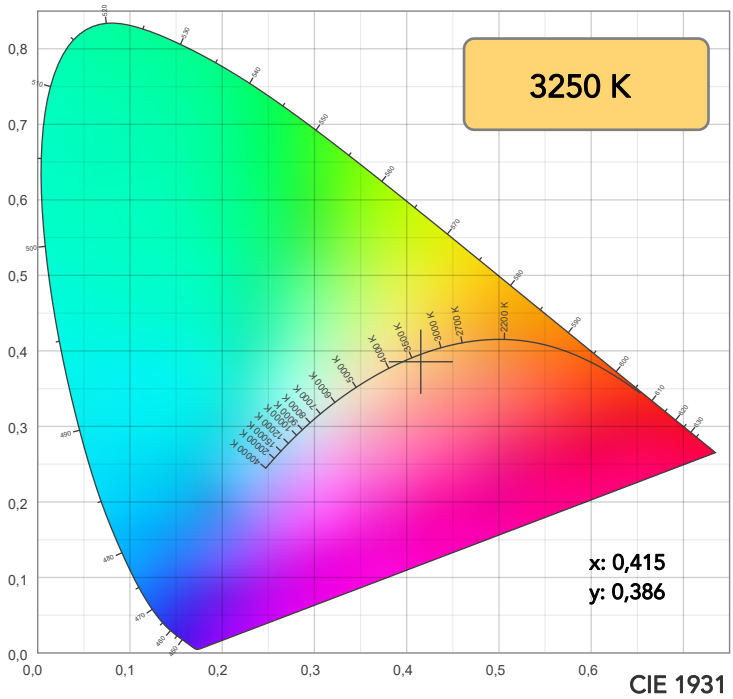

CIE 1931

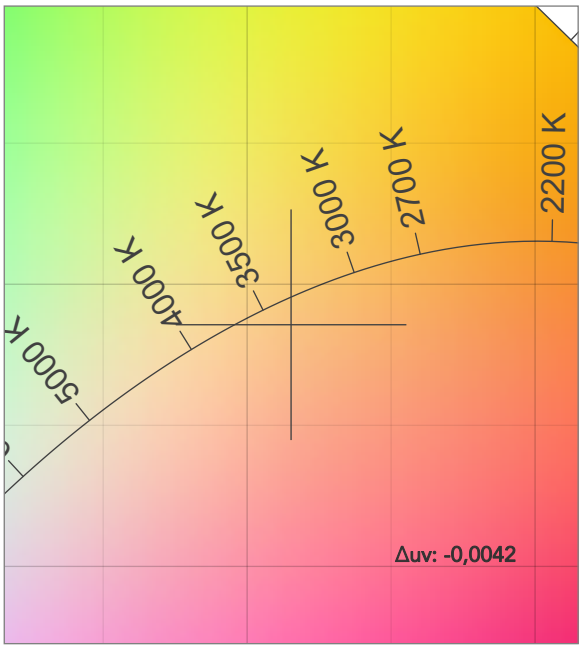

CIE 1931 ZOOM

TM30: 90,8

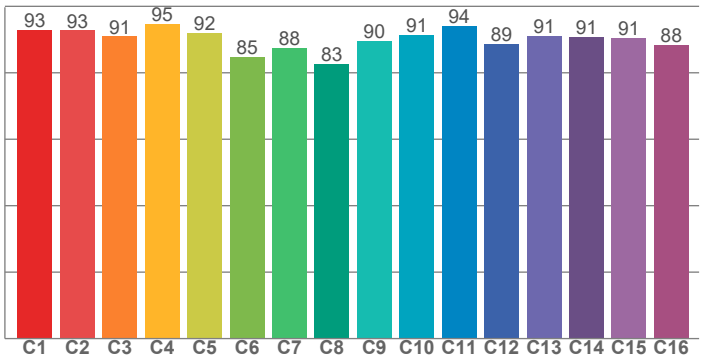

CRI: 89,8 (R1-R8)

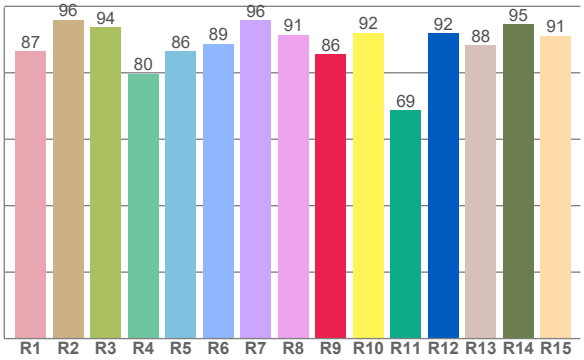

CRI R values, only R1-R8 are used to calculate final CRI value

R1	R2	R3	R4	R5	R6	R7	R8	R9	R10	R11	R12	R13	R14	R15
86,6	96,0	93,7	79,7	86,5	88,7	95,7	91,4	85,7	92,0	68,6	91,9	88,3	94,5	91,1

TM30 C values, 16 binned values out of total of 99 C values

C1	C2	C3	C4	C5	C6	C7	C8	C9	C10	C11	C12	C13	C14	C15	C16
93,0	92,8	91,0	94,7	92,0	84,8	87,6	82,6	89,6	91,5	94,1	88,7	91,2	90,9	90,6	88,4

CQS Q values

Q1	Q2	Q3	Q4	Q5	Q6	Q7	Q8	Q9	Q10	Q11	Q12	Q13	Q14	Q15
96,1	97,3	94,1	91,8	85,2	82,3	91,9	96,4	95,8	97,8	92,4	91,9	93,4	94,0	96,8

CQS: 91,8

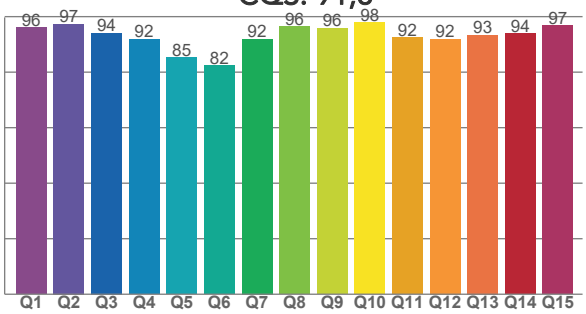

COLOR PARAMETERS

Color temperature	Color rendering index	Red component	Color fidelity	Color gamut	Color quality scale	Television lighting index	Color coordinate cie 1931	Color coordinate cie 1931	Color diviation from black body
CCT	CRI	CRI R9	TM30 Rf	TM30 Rg	CQS	TLCI	x	y	Δuv
3250 K	89,8	85,7	90,8	108,4	91,8	78	0,415	0,386	-0,0042

PROLIGHTS is a trademark of
MUSIC & LIGHTS S.r.l.
musiclights.it

Via A. Olivetti snc
04026 - Minturno (LT) ITALY
Tel: +39 0771 72190

prolights.it
info@prolights.it

TM30 DETAILS

PROLIGHTS

Rf 90,8

Fidelity index Rf

Rg 108,4

Gammut index

		Graphic shifts (%)	
Hue Bin	R_f	Chroma	Hue
1	93	2%	-1%
2	93	3%	-1%
3	91	3%	0%
4	95	1%	0%
5	92	3%	4%
6	85	9%	5%
7	88	8%	0%
8	83	10%	-4%
9	90	5%	-4%
10	91	1%	-5%
11	94	1%	0%
12	89	5%	-3%
13	91	4%	-5%
14	91	4%	-4%
15	91	4%	-1%
16	88	5%	-7%

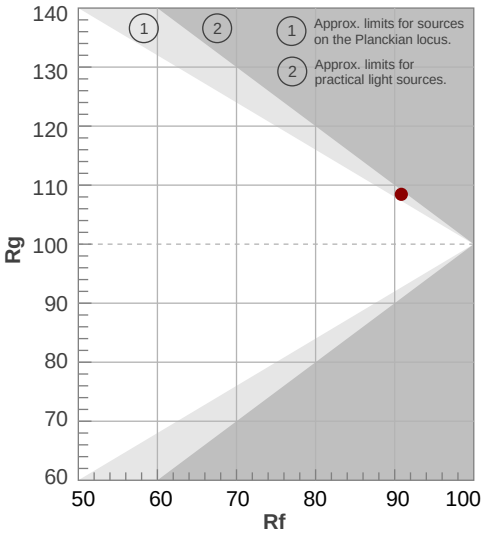

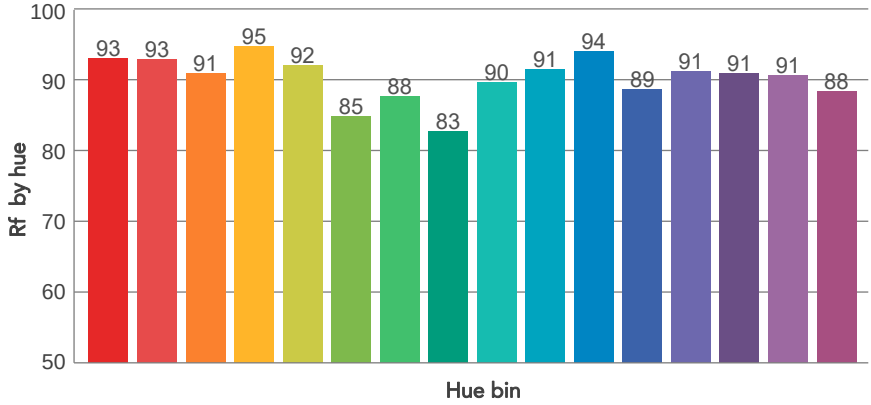

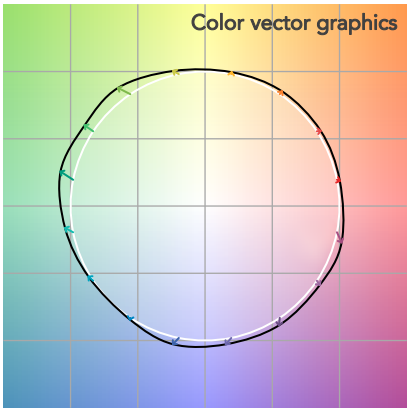

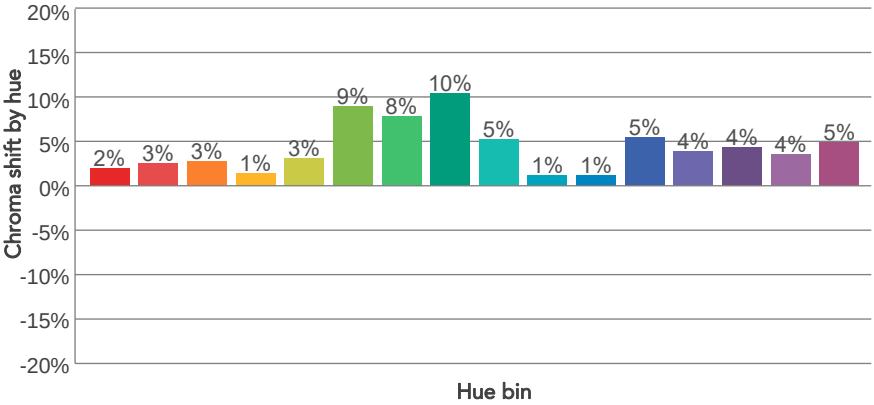

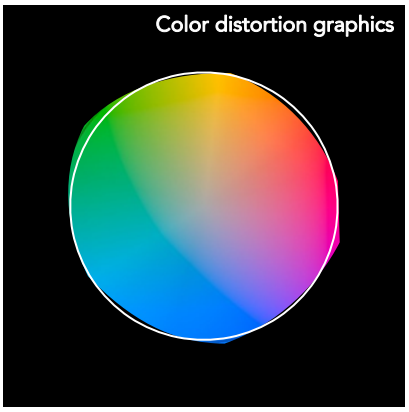

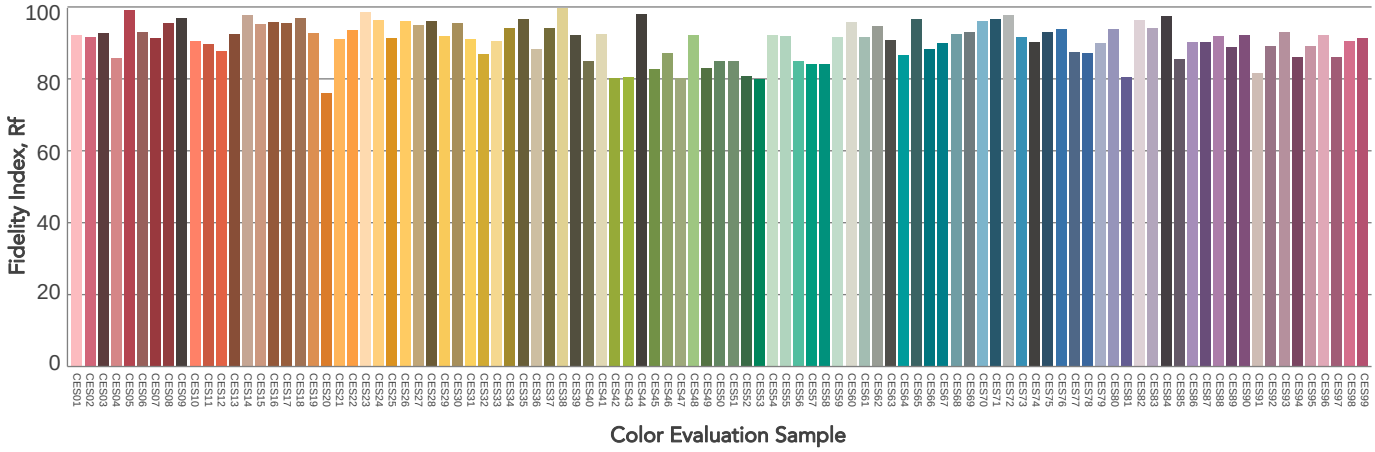

PROLIGHTS is a trademark of
MUSIC & LIGHTS S.r.l.
musiclights.it

Via A. Olivetti snc
04026 - Minturno (LT) ITALY
Tel: +39 0771 72190

prolights.it
info@prolights.it

BEAM DETAILS

Beam angle 50%	Field angle 10%	Cut off angle 2,5%	Intensity ratio in 120° cone	Intensity ratio in 90° cone
44,5°	77,7°	110,6°	96,2%	87,8%

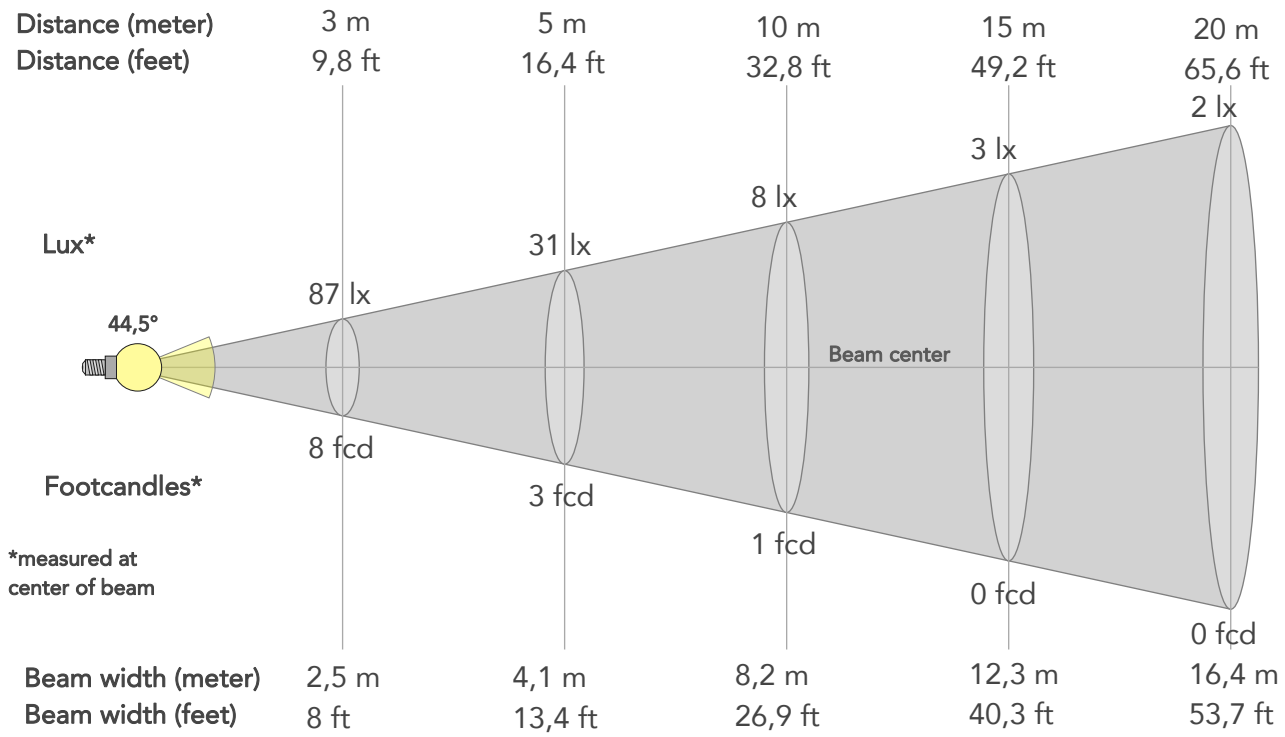

BEAM INTENSITIES AND WIDTHS

Distance	1m	2m	3m	4m	5m	7,5m	10m	15m	20m	25m	30m	40m	50m
Distance	3,3ft	6,6ft	9,8ft	13,1ft	16,4ft	24,6ft	32,8ft	49,2ft	65,6ft	82ft	98,4ft	131,2ft	164ft
Lux	785lx	196lx	87lx	49lx	31lx	14lx	8lx	3lx	2lx	1lx	1lx	0lx	0lx
Footcand.	73fcd	18fcd	8fcd	5fcd	3fcd	1fcd	1fcd	0fcd	0fcd	0fcd	0fcd	0fcd	0fcd
Beam wid.	0,8m	1,6m	2,5m	3,3m	4,1m	6,1m	8,2m	12,3m	16,4m	20,5m	24,6m	32,8m	41m
Beam wid.	2,7ft	5,4ft	8ft	10,7ft	13,4ft	20,2ft	26,9ft	40,3ft	53,7ft	67,2ft	80,6ft	107,5ft	134,3ft

LINEAR DISTRIBUTION DIAGRAM

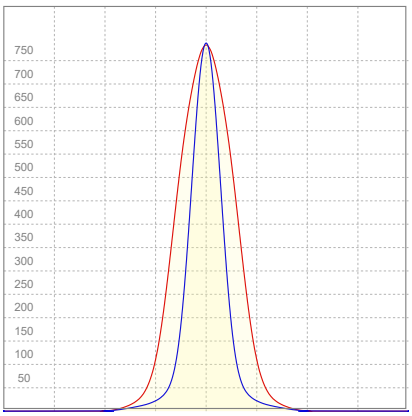

ELECTRICAL SPECIFICATIONS

Input voltage	Input current	Input power	Power FC	Effeciency
227V	0,101A	11,8W	0,51	47lm/W

PROLIGHTS is a trademark of
MUSIC & LIGHTS S.r.l.
musiclights.it

Via A. Olivetti snc
04026 - Minturno (LT) ITALY
Tel: +39 0771 72190

prolights.it
info@prolights.it

ISO DIAGRAMS

ISO CANDELA DIAGRAM

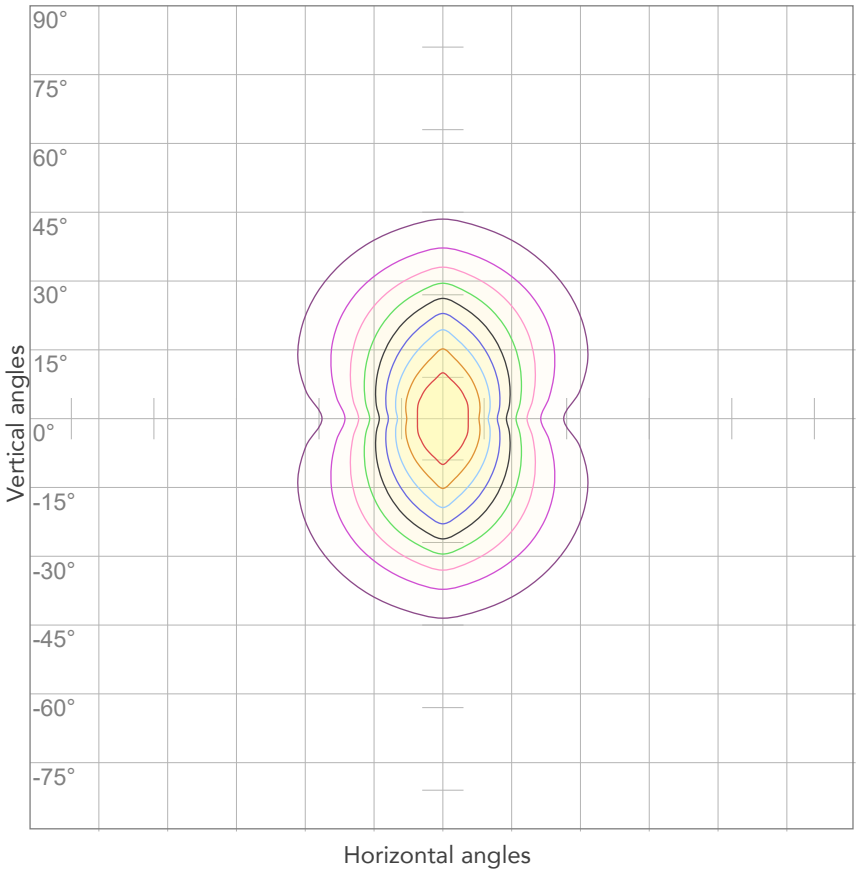

10%	79 cd
20%	157 cd
30%	236 cd
40%	314 cd
50%	393 cd
60%	471 cd
70%	550 cd
80%	628 cd

Conditions:

Number of c-planes: 4

Candela at center: 785 cd

ISO LUX DIAGRAM

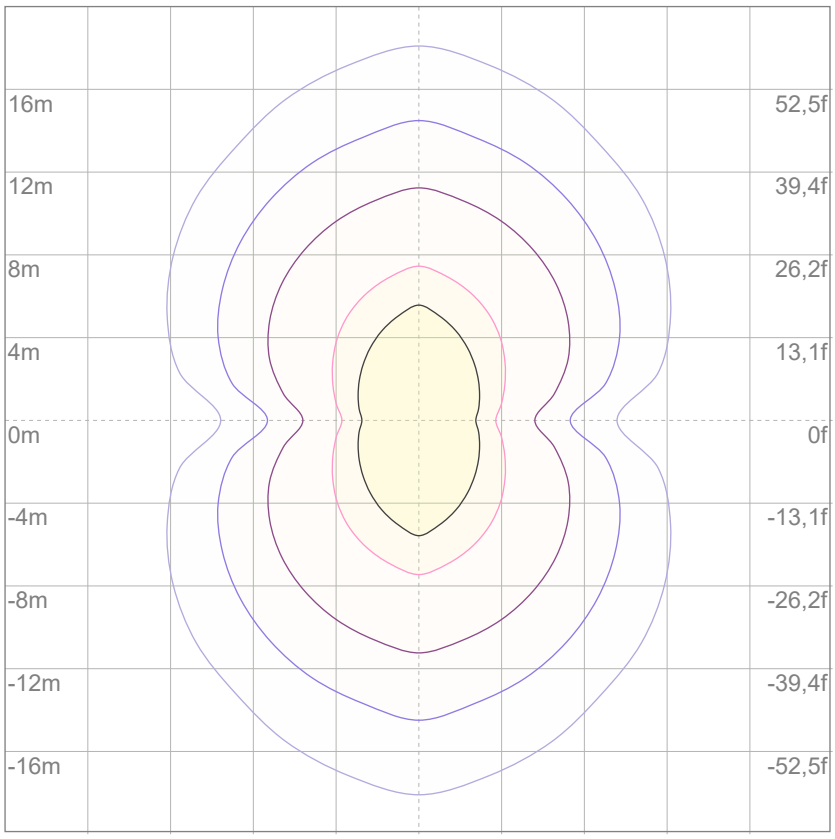

Mounting height: 10 meters (33 feet)

3%	0,236 lx
5%	0,393 lx
10%	0,785 lx
30%	2,36 lx
50%	3,93 lx

Conditions:

Number of c-planes: 4

Lux at center: 7,85 lx

Lux distribution on a surface when lamp is mounted at 10 meters from the surface.

Total lumen output:

552 lm

Peak candela output:

8506 cd

Light quality:

CRI: 92,1

Color temperature:

4011 K

PRODUCT NAME:

ARCSPOTXSFC

MEASURAMENT CONDITIONS:

Beam angle:
10°

Target:
4000K

Operator:
Salvatore Giglio

Date and time:
20/05/2024 17:15:38

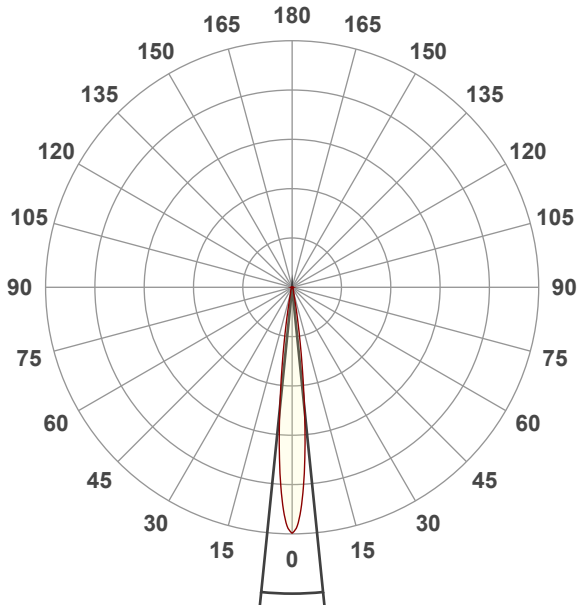

Beam angle 50%: 11,6°
Field angle 10%: 20,7°
Cut off angle 2.5%: 31,2°

Spectra

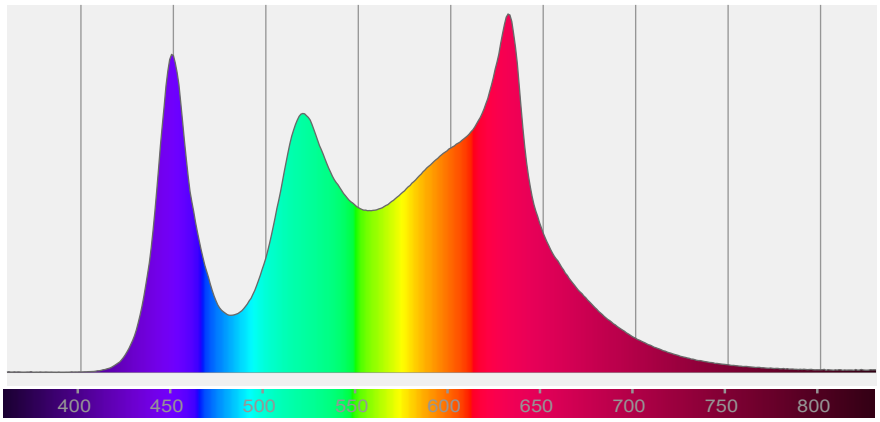

COLOR DETAILS

PROLIGHTS

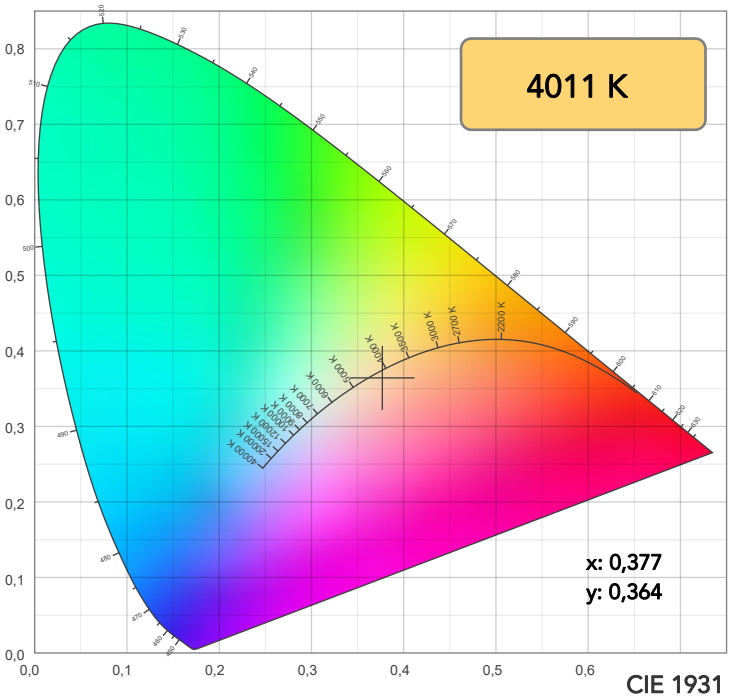

CIE 1931

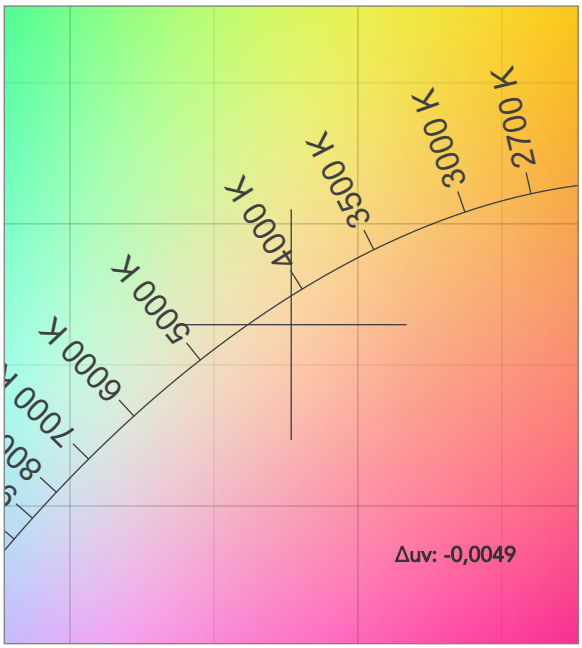

CIE 1931 ZOOM

TM30: 91,4

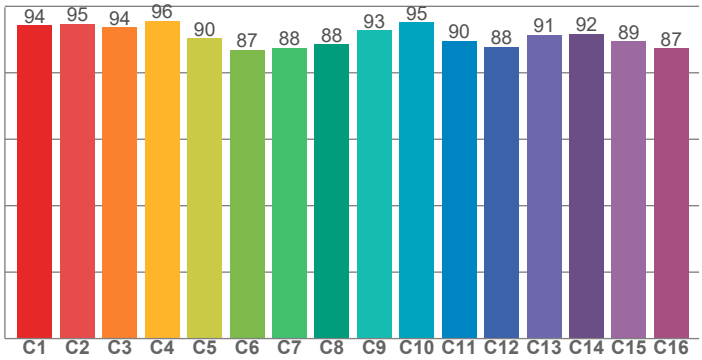

CRI: 92,1 (R1-R8)

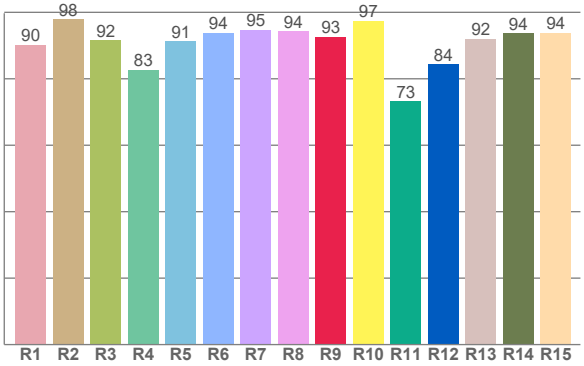

CRI R values, only R1-R8 are used to calculate final CRI value

R1	R2	R3	R4	R5	R6	R7	R8	R9	R10	R11	R12	R13	R14	R15
90,3	98,0	91,6	82,7	91,3	93,9	94,8	94,3	92,7	97,5	73,2	84,4	92,0	93,8	93,9

TM30 C values, 16 binned values out of total of 99 C values

C1	C2	C3	C4	C5	C6	C7	C8	C9	C10	C11	C12	C13	C14	C15	C16
94,2	94,7	93,6	95,6	90,4	86,8	87,6	88,5	92,7	95,1	89,7	87,9	91,5	91,7	89,5	87,3

CQS Q values

Q1	Q2	Q3	Q4	Q5	Q6	Q7	Q8	Q9	Q10	Q11	Q12	Q13	Q14	Q15
97,6	98,2	88,5	99,0	91,0	86,5	93,6	97,6	94,9	95,7	97,1	96,4	97,0	96,2	98,7

CQS: 94,0

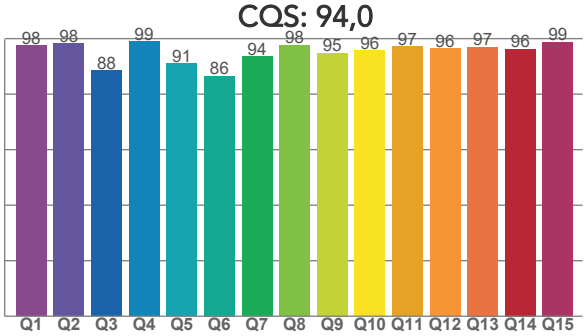

COLOR PARAMETERS

Color temperature	Color rendering index	Red component	Color fidelity	Color gamut	Color quality scale	Television lighting index	Color coordinate cie 1931	Color coordinate cie 1931	Color diviation from black body
CCT	CRI	CRI R9	TM30 Rf	TM30 Rg	CQS	TLCI	x	y	Δuv
4011 K	92,1	92,7	91,4	107,4	94,0	81	0,377	0,364	-0,0049

PROLIGHTS is a trademark of
MUSIC & LIGHTS S.r.l.
musiclights.it

Via A. Olivetti snc
04026 - Minturno (LT) ITALY
Tel: +39 0771 72190

prolights.it
info@prolights.it

TM30 DETAILS

PROLIGHTS

Rf 91,4

Fidelity index Rf

Rg 107,4

Gammut index

		Graphic shifts (%)	
Hue Bin	R_f	Chroma	Hue
1	94	1%	-1%
2	95	2%	-1%
3	94	2%	2%
4	96	1%	1%
5	90	2%	4%
6	87	8%	4%
7	88	8%	1%
8	88	6%	-1%
9	93	3%	-2%
10	95	-1%	-1%
11	90	3%	6%
12	88	4%	4%
13	91	6%	-1%
14	92	5%	4%
15	89	6%	-4%
16	87	5%	-6%

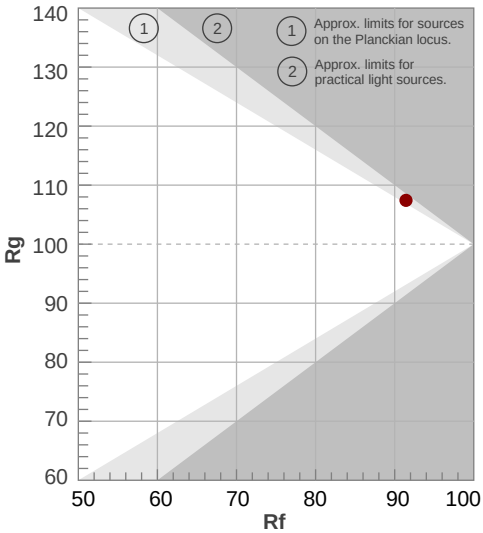

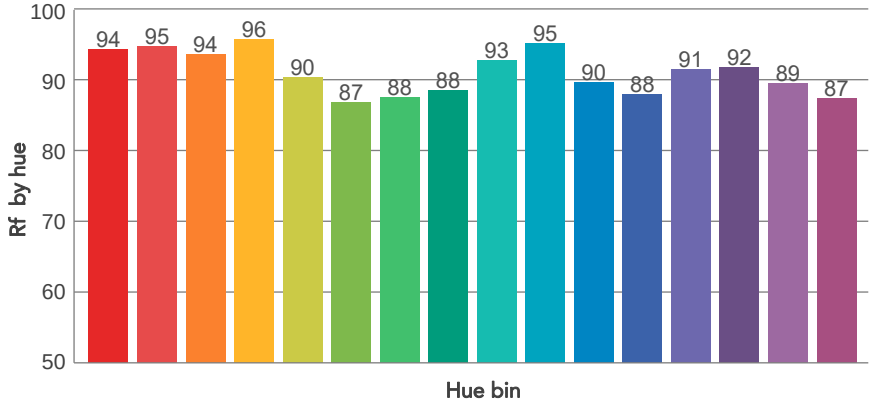

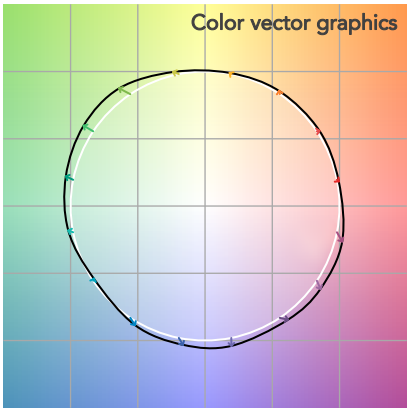

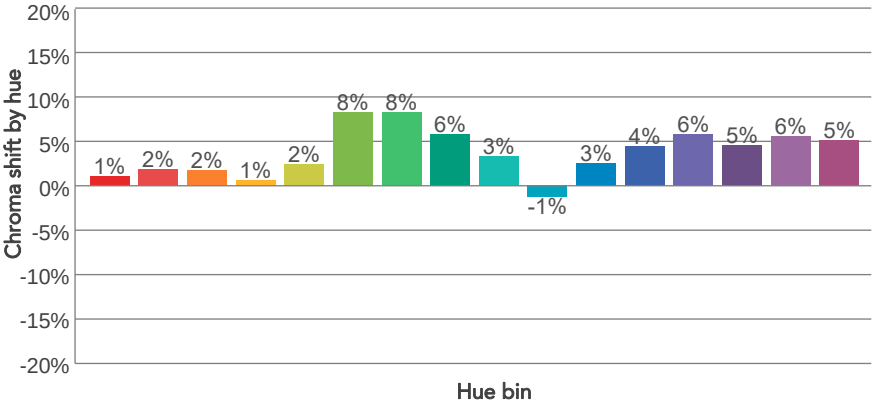

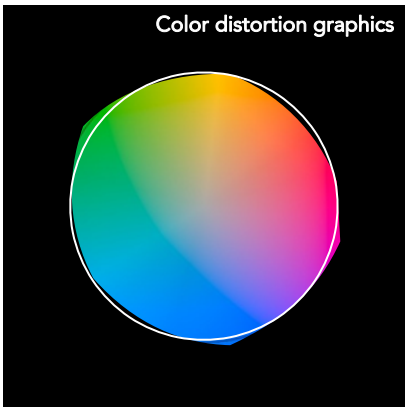

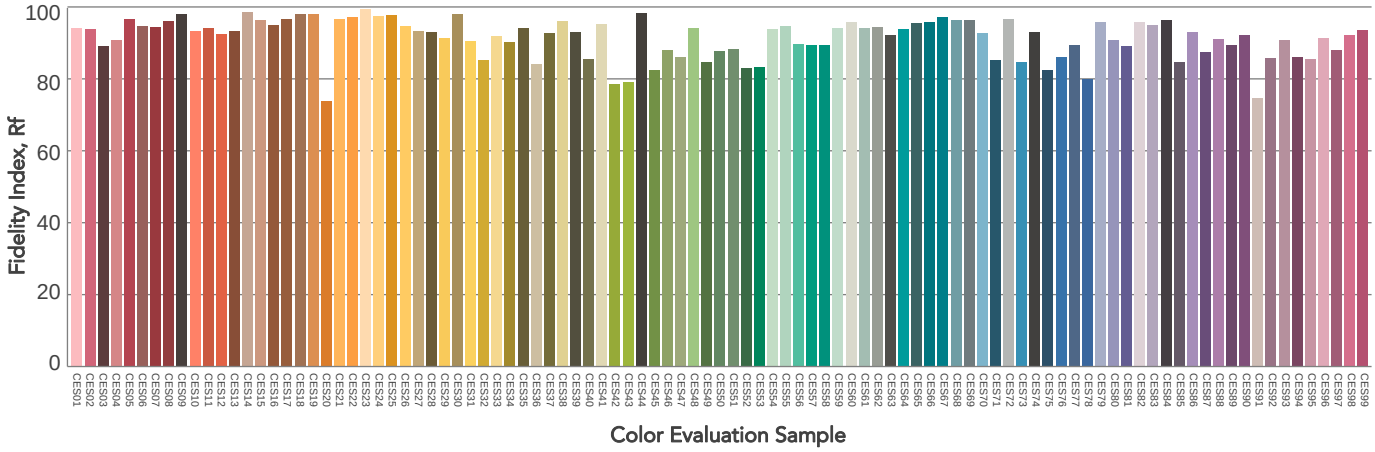

PROLIGHTS is a trademark of
MUSIC & LIGHTS S.r.l.
musiclights.it

Via A. Olivetti snc
04026 - Minturno (LT) ITALY
Tel: +39 0771 72190

prolights.it
info@prolights.it

BEAM DETAILS

Beam angle 50%	Field angle 10%	Cut off angle 2,5%	Intensity ratio in 120° cone	Intensity ratio in 90° cone
11,6°	20,7°	31,2°	93,5%	90,1%

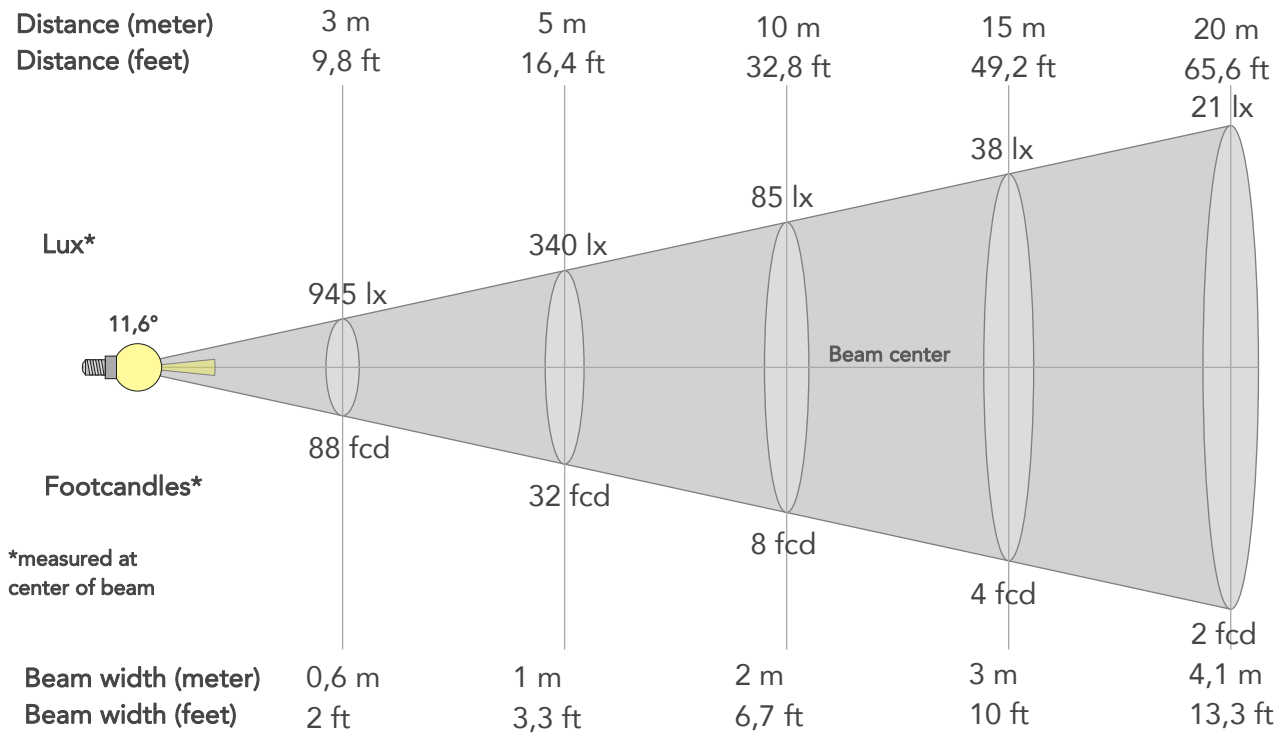

BEAM INTENSITIES AND WIDTHS

Distance	1m	2m	3m	4m	5m	7,5m	10m	15m	20m	25m	30m	40m	50m
Distance	3,3ft	6,6ft	9,8ft	13,1ft	16,4ft	24,6ft	32,8ft	49,2ft	65,6ft	82ft	98,4ft	131,2ft	164ft
Lux	8506lx	2126lx	945lx	532lx	340lx	151lx	85lx	38lx	21lx	14lx	9lx	5lx	3lx
Footcand.	790fcd	198fcd	88fcd	49fcd	32fcd	14fcd	8fcd	4fcd	2fcd	1fcd	1fcd	0fcd	0fcd
Beam wid.	0,2m	0,4m	0,6m	0,8m	1m	1,5m	2m	3m	4,1m	5,1m	6,1m	8,1m	10,1m
Beam wid.	0,7ft	1,3ft	2ft	2,7ft	3,3ft	5ft	6,7ft	10ft	13,3ft	16,6ft	20ft	26,6ft	33,3ft

LINEAR DISTRIBUTION DIAGRAM

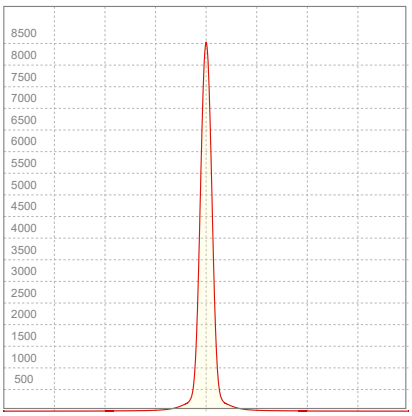

ELECTRICAL SPECIFICATIONS

Input voltage	Input current	Input power	Power FC	Effeciency
228V	0,108A	11,8W	0,48	47lm/W

PROLIGHTS is a trademark of
MUSIC & LIGHTS S.r.l.
musiclights.it

Via A. Olivetti snc
04026 - Minturno (LT) ITALY
Tel: +39 0771 72190

prolights.it
info@prolights.it

ISO DIAGRAMS

ISO CANDELA DIAGRAM

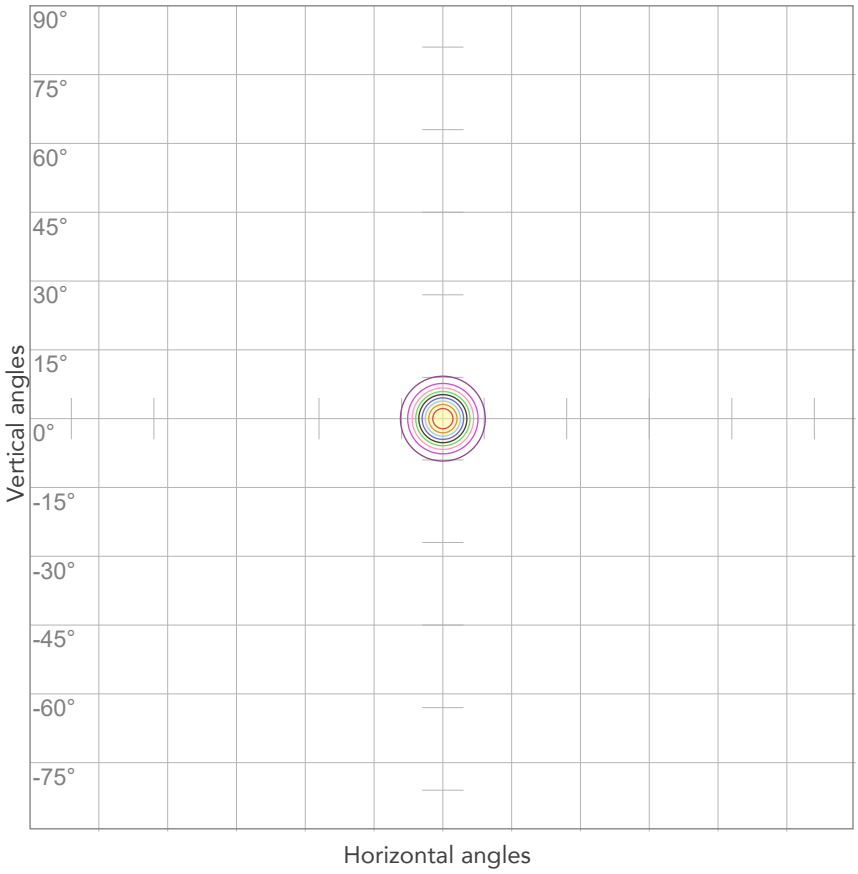

10%	851 cd
20%	1701 cd
30%	2552 cd
40%	3402 cd
50%	4253 cd
60%	5103 cd
70%	5954 cd
80%	6805 cd

Conditions:

Number of c-planes: 2

Candela at center: 8506 cd

ISO LUX DIAGRAM

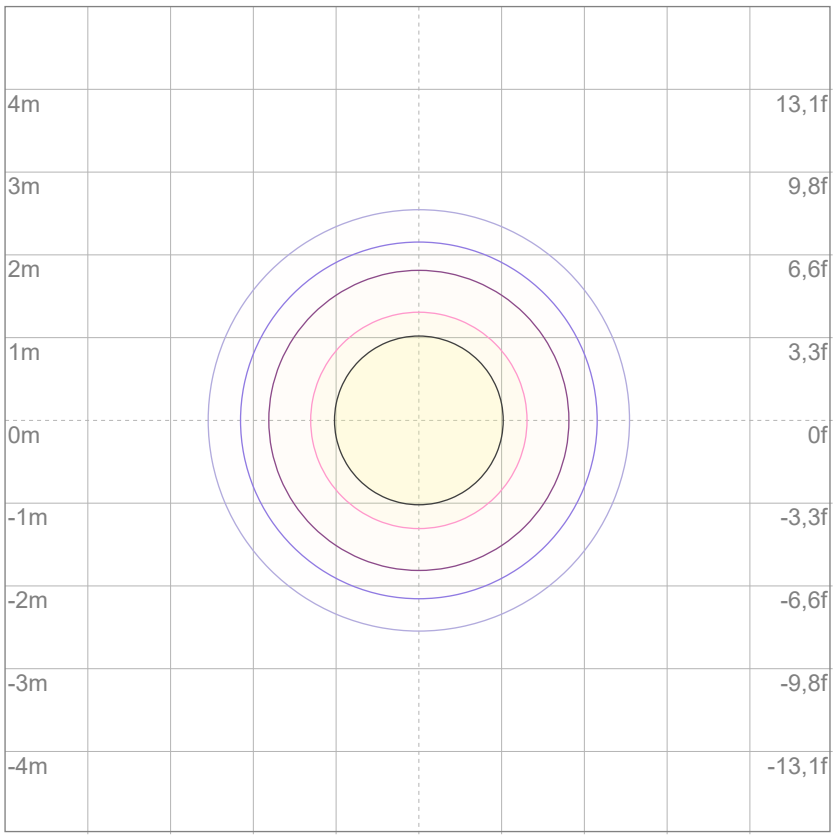

Mounting height: 10 meters (33 feet)

3%	2,55 lx
5%	4,25 lx
10%	8,51 lx
30%	25,5 lx
50%	42,5 lx

Conditions:

Number of c-planes: 2

Lux at center: 85,1 lx

Lux distribution on a surface when lamp is mounted at 10 meters from the surface.

Total lumen output:

502 lm

Peak candela output:

1928 cd

Light quality:

CRI: 91,8

Color temperature:

4028 K

PRODUCT NAME:

ARCSPOTXSFC

MEASURAMENT CONDITIONS:

Beam angle:
10° + 20° Filter

Target:
4000K

Operator:
Salvatore Giglio

Date and time:
21/05/2024 13:10:09

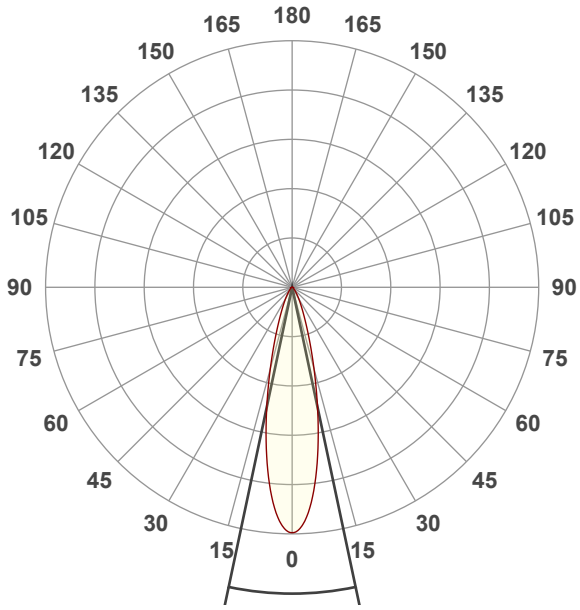

Beam angle 50%: 23,9°
Field angle 10%: 48,9°
Cut off angle 2.5%: 74,1°

Spectra

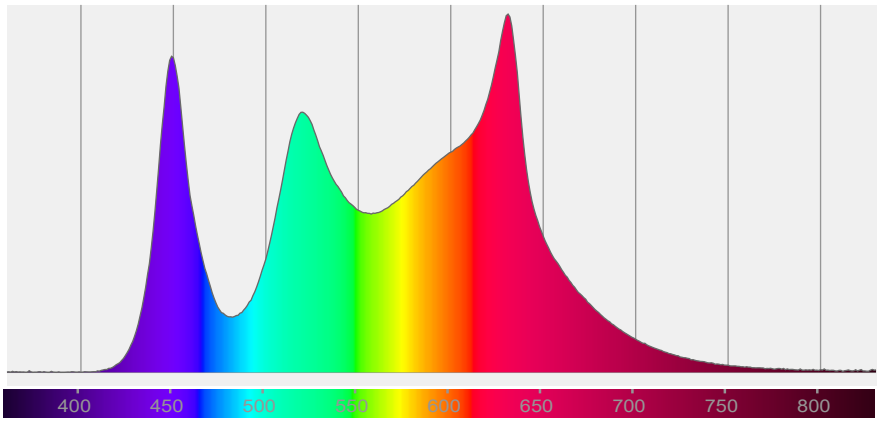

COLOR DETAILS

PROLIGHTS

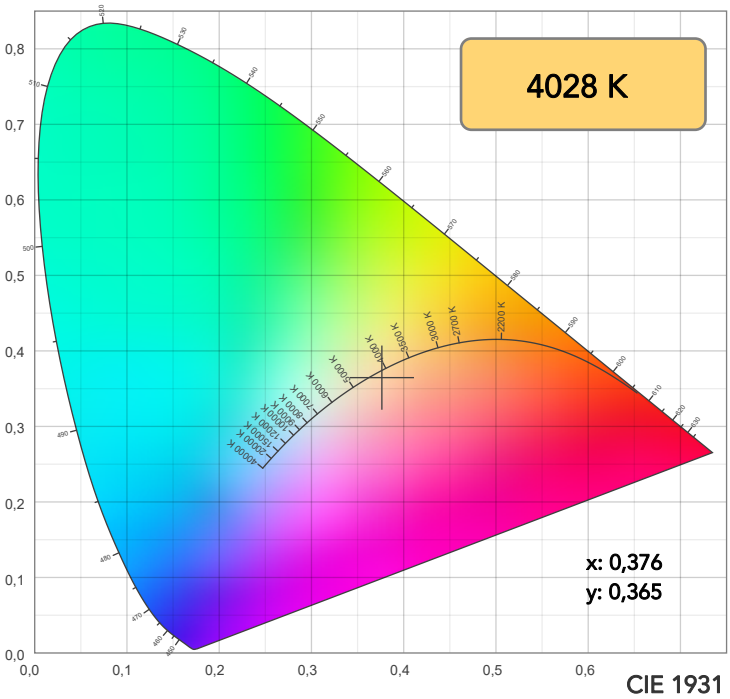

CIE 1931

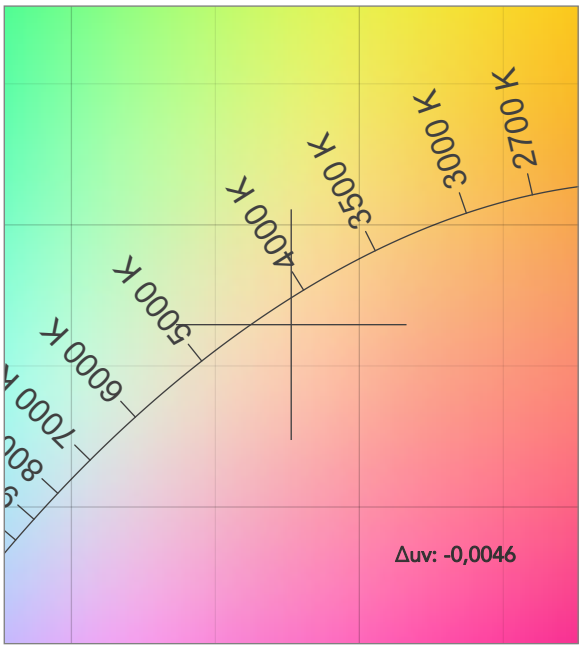

CIE 1931 ZOOM

TM30: 91,3

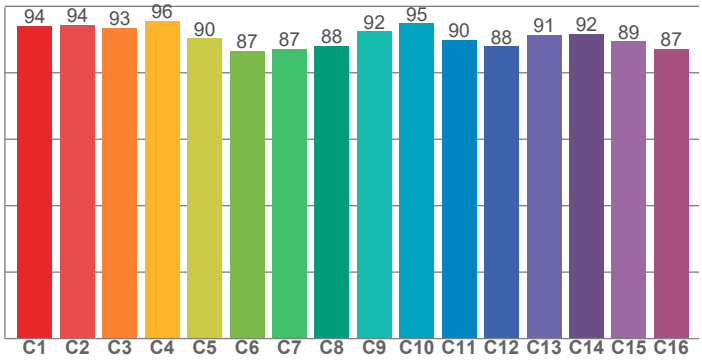

CRI: 91,8 (R1-R8)

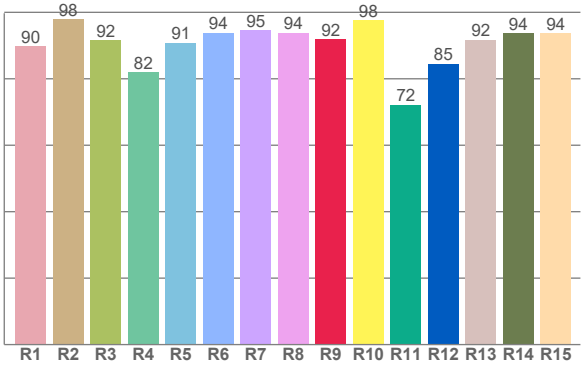

CRI R values, only R1-R8 are used to calculate final CRI value

R1	R2	R3	R4	R5	R6	R7	R8	R9	R10	R11	R12	R13	R14	R15
89,9	98,0	91,5	82,0	90,9	93,8	94,6	93,9	91,8	97,5	72,2	84,6	91,8	93,7	93,7

TM30 C values, 16 binned values out of total of 99 C values

C1	C2	C3	C4	C5	C6	C7	C8	C9	C10	C11	C12	C13	C14	C15	C16
94,1	94,4	93,5	95,7	90,4	86,6	87,2	88,2	92,5	94,9	89,9	87,9	91,5	91,6	89,5	87,2

CQS Q values

Q1	Q2	Q3	Q4	Q5	Q6	Q7	Q8	Q9	Q10	Q11	Q12	Q13	Q14	Q15
97,7	98,2	88,8	99,0	90,4	86,1	93,7	97,2	94,9	96,0	96,5	95,7	96,4	96,2	98,7

CQS: 93,8

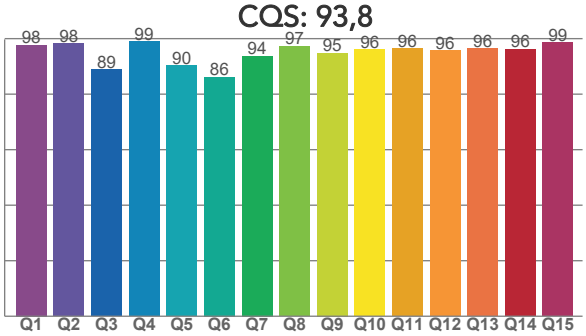

COLOR PARAMETERS

Color temperature	Color rendering index	Red component	Color fidelity	Color gamut	Color quality scale	Television lighting index	Color coordinate cie 1931	Color coordinate cie 1931	Color diviation from black body
CCT	CRI	CRI R9	TM30 Rf	TM30 Rg	CQS	TLCI	x	y	Δuv
4028 K	91,8	91,8	91,3	107,6	93,8	80	0,376	0,365	-0,0046

PROLIGHTS is a trademark of
MUSIC & LIGHTS S.r.l.
musiclights.it

Via A. Olivetti snc
04026 - Minturno (LT) ITALY
Tel: +39 0771 72190

prolights.it
info@prolights.it

TM30 DETAILS

PROLIGHTS

Rf 91,3

Fidelity index Rf

Rg 107,6

Gammut index

		Graphic shifts (%)	
Hue Bin	R_f	Chroma	Hue
1	94	1%	-1%
2	94	2%	-1%
3	93	2%	2%
4	96	1%	1%
5	90	2%	4%
6	87	8%	5%
7	87	9%	1%
8	88	6%	-2%
9	92	3%	-2%
10	95	-1%	-1%
11	90	3%	6%
12	88	4%	4%
13	91	6%	-1%
14	92	4%	4%
15	89	6%	-3%
16	87	5%	-6%

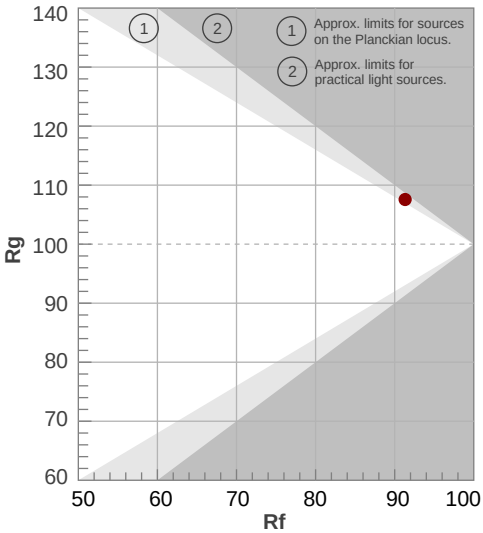

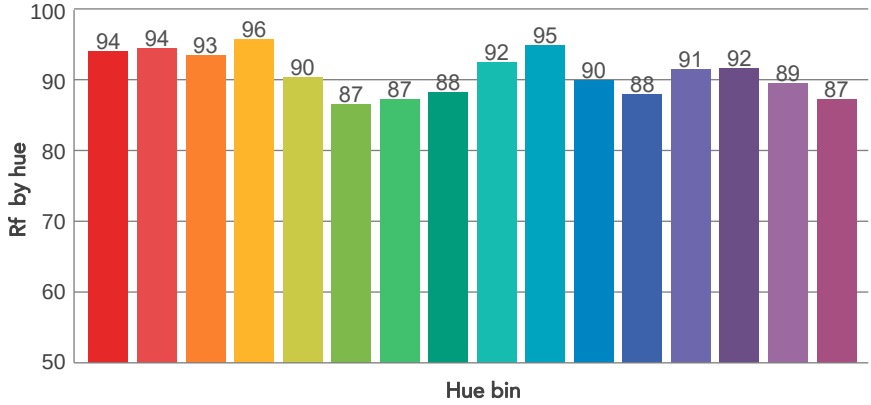

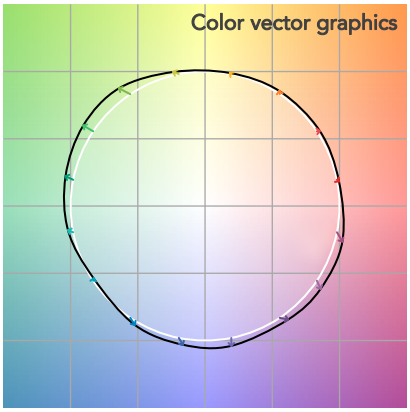

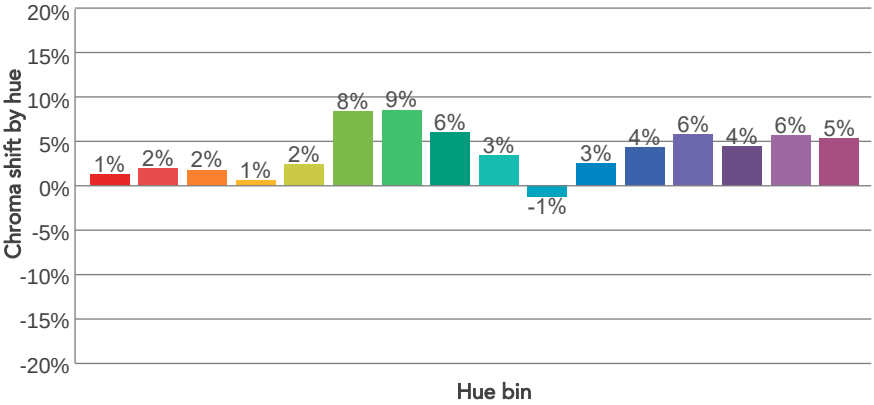

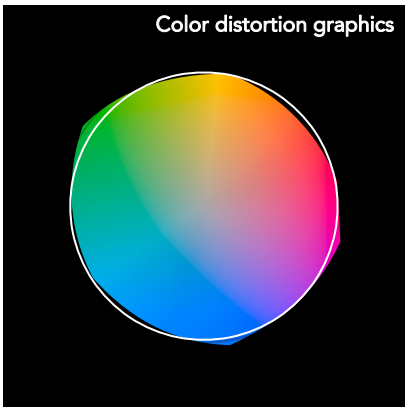

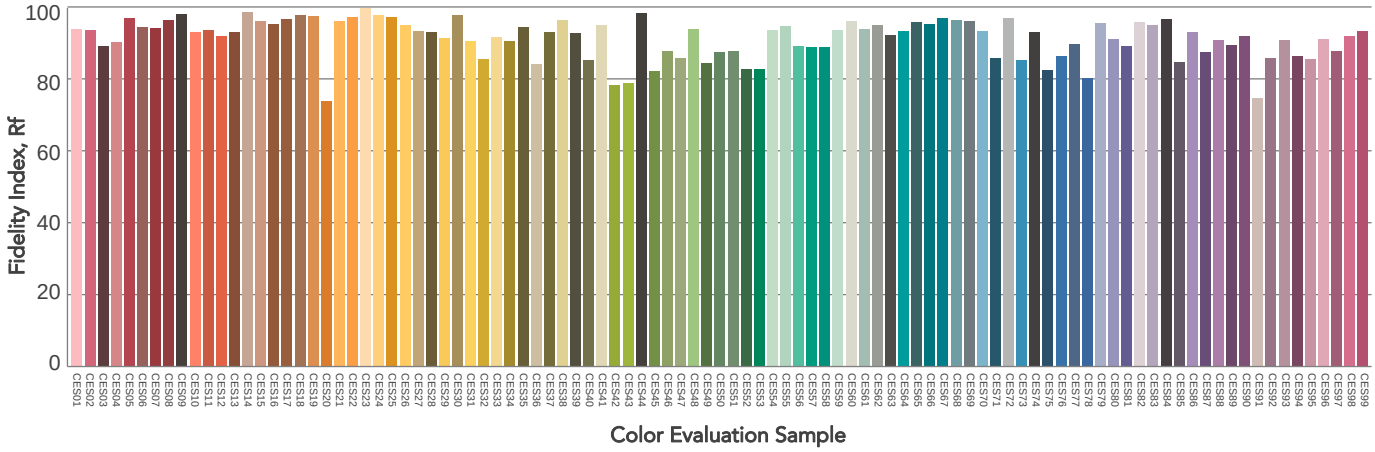

PROLIGHTS is a trademark of
MUSIC & LIGHTS S.r.l.
musiclights.it

Via A. Olivetti snc
04026 - Minturno (LT) ITALY
Tel: +39 0771 72190

prolights.it
info@prolights.it

BEAM DETAILS

Beam angle 50%	Field angle 10%	Cut off angle 2,5%	Intensity ratio in 120° cone	Intensity ratio in 90° cone
23,9°	48,9°	74,1°	97,2%	93,2%

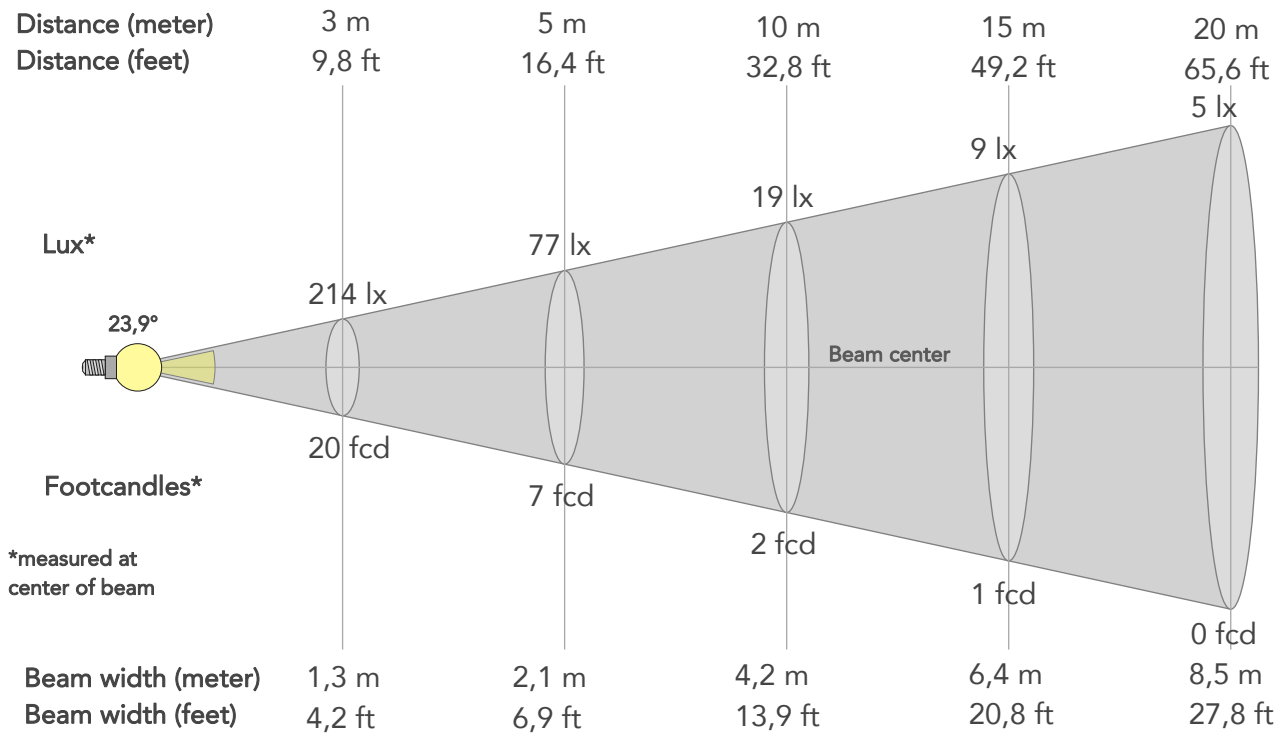

BEAM INTENSITIES AND WIDTHS

Distance	1m	2m	3m	4m	5m	7,5m	10m	15m	20m	25m	30m	40m	50m
Distance	3,3ft	6,6ft	9,8ft	13,1ft	16,4ft	24,6ft	32,8ft	49,2ft	65,6ft	82ft	98,4ft	131,2ft	164ft
Lux	1928lx	482lx	214lx	121lx	77lx	34lx	19lx	9lx	5lx	3lx	2lx	1lx	1lx
Footcand.	179fcd	45fcd	20fcd	11fcd	7fcd	3fcd	2fcd	1fcd	0fcd	0fcd	0fcd	0fcd	0fcd
Beam wid.	0,4m	0,8m	1,3m	1,7m	2,1m	3,2m	4,2m	6,4m	8,5m	10,6m	12,7m	16,9m	21,2m
Beam wid.	1,4ft	2,8ft	4,2ft	5,5ft	6,9ft	10,4ft	13,9ft	20,8ft	27,8ft	34,7ft	41,7ft	55,6ft	69,5ft

LINEAR DISTRIBUTION DIAGRAM

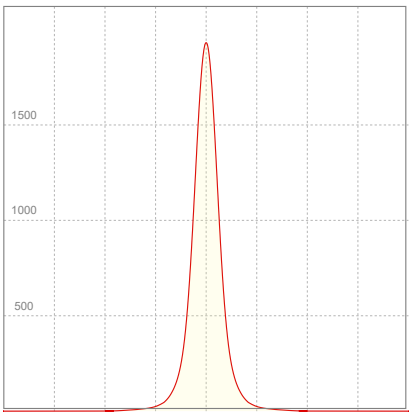

ELECTRICAL SPECIFICATIONS

Input voltage	Input current	Input power	Power FC	Effeciency
229V	0,108A	11,9W	0,48	42lm/W

PROLIGHTS is a trademark of
MUSIC & LIGHTS S.r.l.
musiclights.it

Via A. Olivetti snc
04026 - Minturno (LT) ITALY
Tel: +39 0771 72190

prolights.it
info@prolights.it

ISO DIAGRAMS

ISO CANDELA DIAGRAM

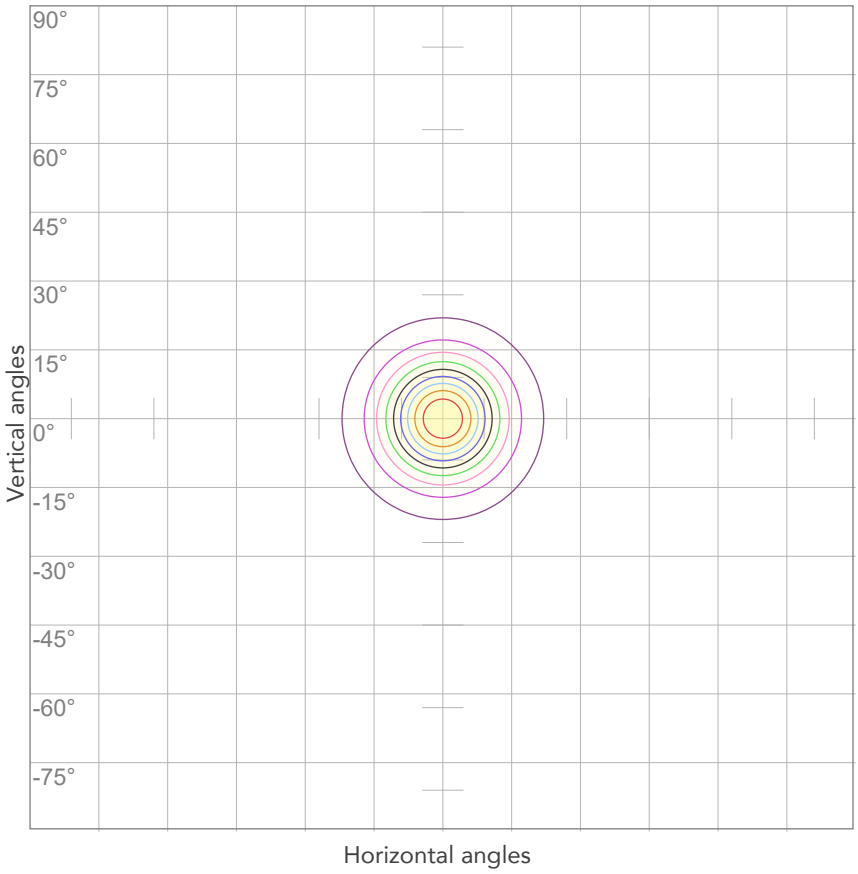

10%	193 cd
20%	386 cd
30%	579 cd
40%	771 cd
50%	964 cd
60%	1157 cd
70%	1350 cd
80%	1543 cd

Conditions:

Number of c-planes: 2

Candela at center: 1928 cd

ISO LUX DIAGRAM

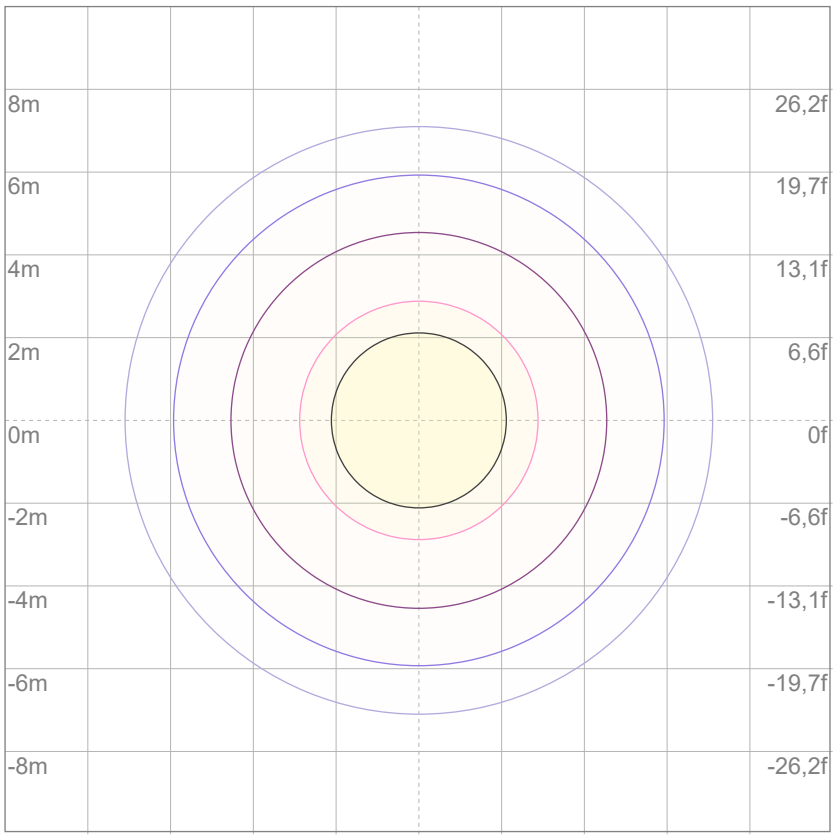

Mounting height: 10 meters (33 feet)

3%	0,579 lx
5%	0,964 lx
10%	1,93 lx
30%	5,79 lx
50%	9,64 lx

Conditions:

Number of c-planes: 2

Lux at center: 19,3 lx

Lux distribution on a surface when lamp is mounted at 10 meters from the surface.

Total lumen output:

499 lm

Peak candela output:

646 cd

Light quality:

CRI: 91,8

Color temperature:

4036 K

PRODUCT NAME:

ARCSPOTXSFC

MEASURAMENT CONDITIONS:

Beam angle:
10° + 40° Filter

Target:
4000K

Operator:
Salvatore Giglio

Date and time:
21/05/2024 14:36:24

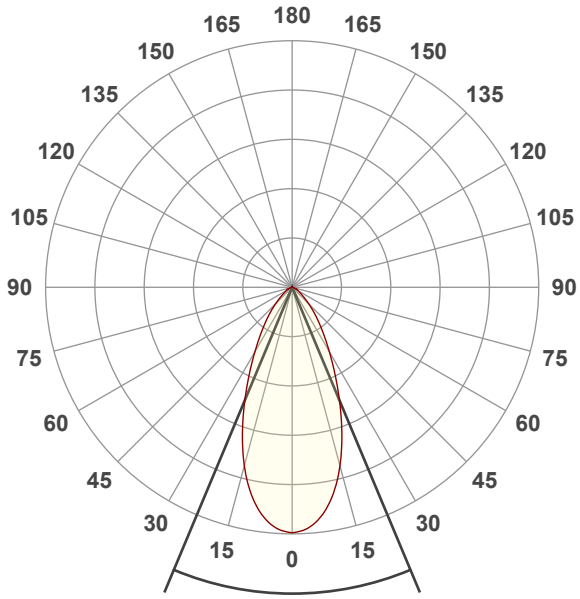

Beam angle 50%: 45,4°
Field angle 10%: 89,3°
Cut off angle 2.5%: 122,1°

Spectra

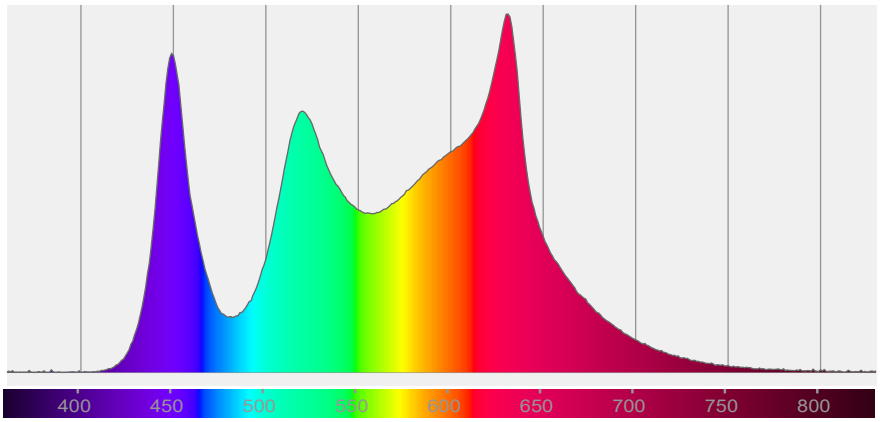

COLOR DETAILS

PROLIGHTS

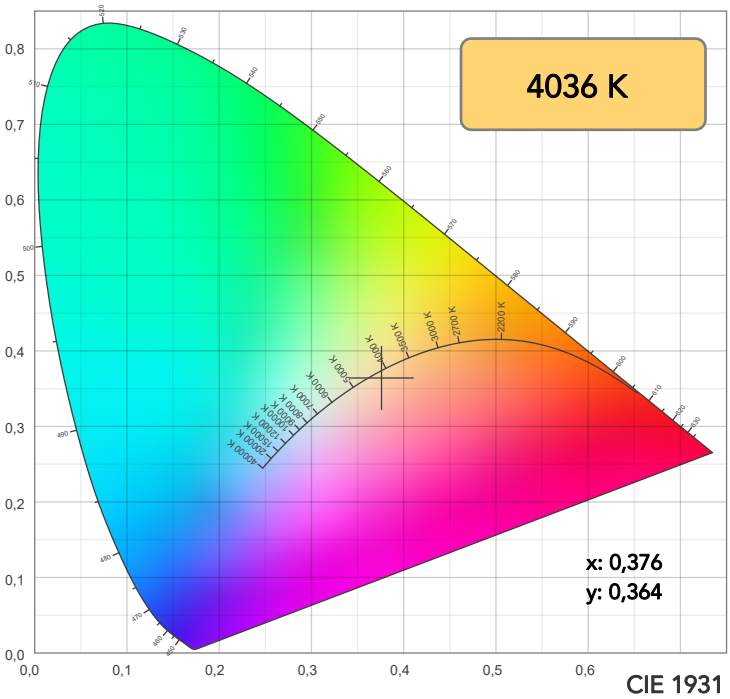

CIE 1931

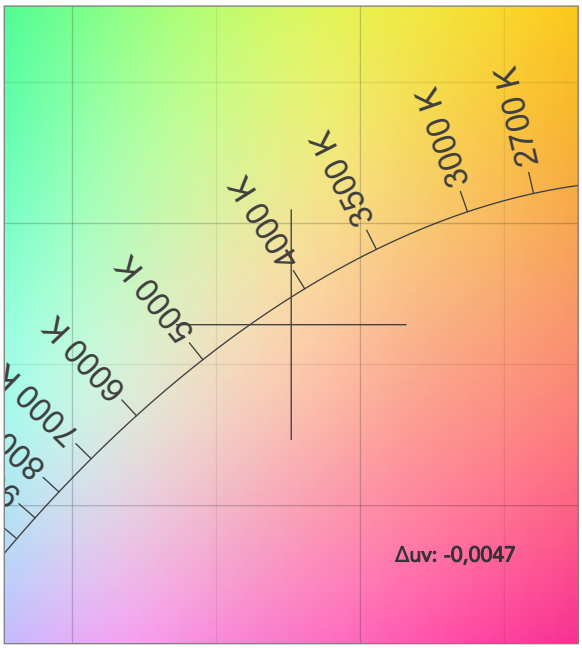

CIE 1931 ZOOM

TM30: 91,3

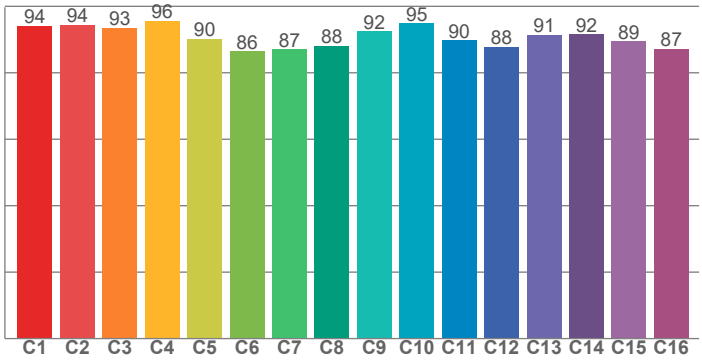

CRI: 91,8 (R1-R8)

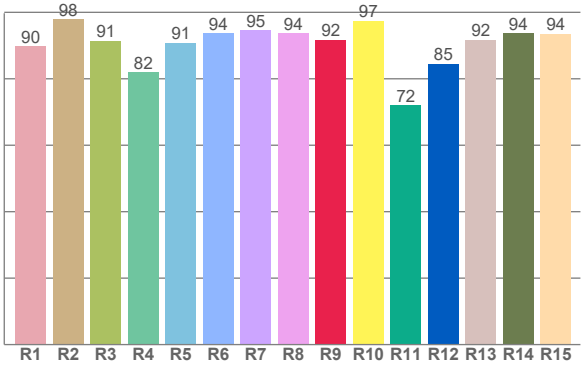

CRI R values, only R1-R8 are used to calculate final CRI value

R1	R2	R3	R4	R5	R6	R7	R8	R9	R10	R11	R12	R13	R14	R15
89,8	98,0	91,4	81,9	90,8	93,8	94,6	93,8	91,7	97,5	72,1	84,5	91,7	93,7	93,6

TM30 C values, 16 binned values out of total of 99 C values

C1	C2	C3	C4	C5	C6	C7	C8	C9	C10	C11	C12	C13	C14	C15	C16
94,0	94,4	93,5	95,6	90,3	86,5	87,1	88,1	92,5	94,9	89,8	87,8	91,4	91,5	89,4	87,1

CQS Q values

Q1	Q2	Q3	Q4	Q5	Q6	Q7	Q8	Q9	Q10	Q11	Q12	Q13	Q14	Q15
97,7	98,2	88,7	99,0	90,3	86,1	93,7	97,2	94,8	95,9	96,5	95,7	96,5	96,1	98,6

CQS: 93,8

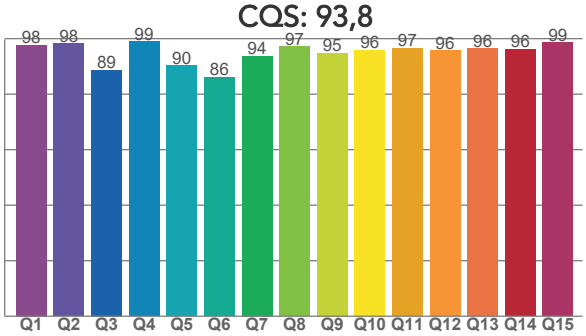

COLOR PARAMETERS

Color temperature	Color rendering index	Red component	Color fidelity	Color gamut	Color quality scale	Television lighting index	Color coordinate cie 1931	Color coordinate cie 1931	Color diviation from black body
CCT	CRI	CRI R9	TM30 Rf	TM30 Rg	CQS	TLCI	x	y	Δuv
4036 K	91,8	91,7	91,3	107,6	93,8	80	0,376	0,364	-0,0047

PROLIGHTS is a trademark of
MUSIC & LIGHTS S.r.l.
musiclights.it

Via A. Olivetti snc
04026 - Minturno (LT) ITALY
Tel: +39 0771 72190

prolights.it
info@prolights.it

TM30 DETAILS

PROLIGHTS

Rf 91,3

Fidelity index Rf

Rg 107,6

Gammut index

		Graphic shifts (%)	
Hue Bin	R_f	Chroma	Hue
1	94	1%	-1%
2	94	2%	-1%
3	93	2%	2%
4	96	1%	1%
5	90	2%	4%
6	86	8%	5%
7	87	9%	1%
8	88	6%	-2%
9	92	3%	-2%
10	95	-1%	-1%
11	90	3%	6%
12	88	4%	4%
13	91	6%	-1%
14	92	5%	5%
15	89	6%	-3%
16	87	5%	-6%

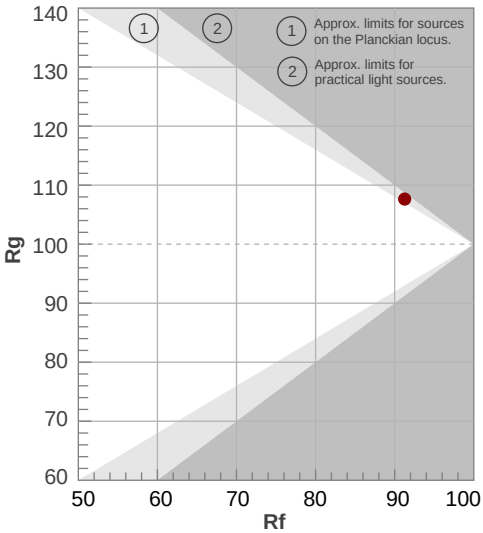

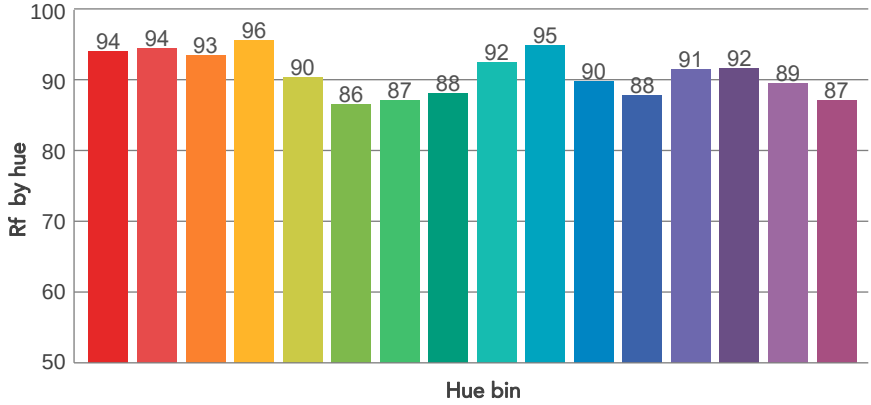

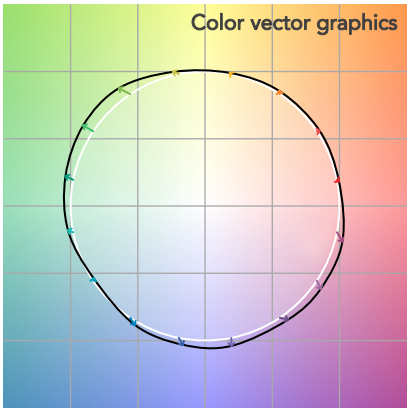

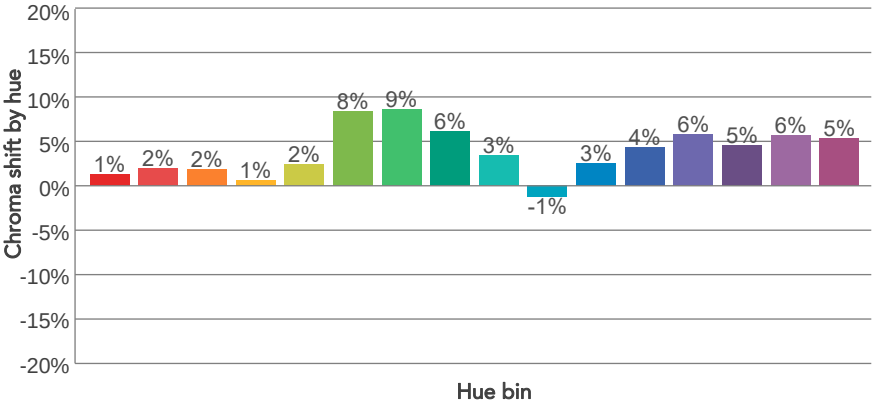

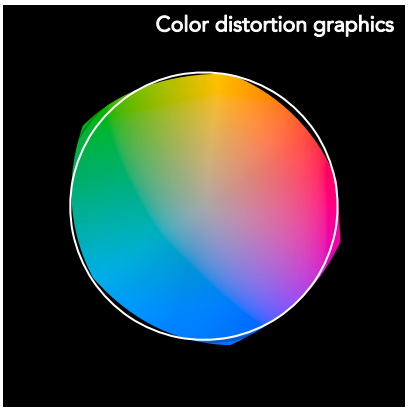

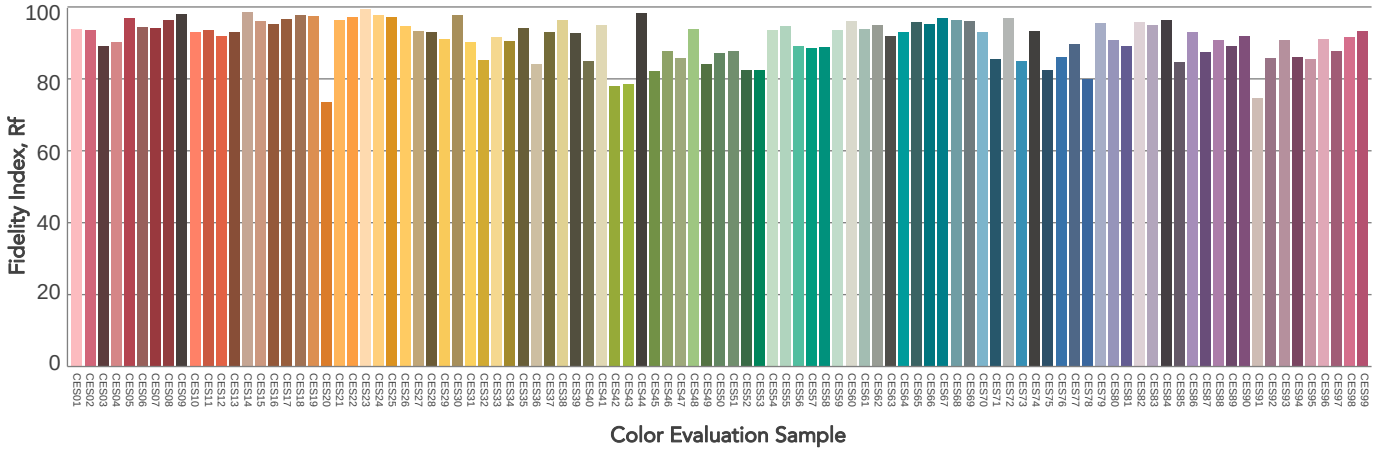

PROLIGHTS is a trademark of
MUSIC & LIGHTS S.r.l.
musiclights.it

Via A. Olivetti snc
04026 - Minturno (LT) ITALY
Tel: +39 0771 72190

prolights.it
info@prolights.it

BEAM DETAILS

Beam angle 50%	Field angle 10%	Cut off angle 2,5%	Intensity ratio in 120° cone	Intensity ratio in 90° cone
45,4°	89,3°	122,1°	96,1%	87,3%

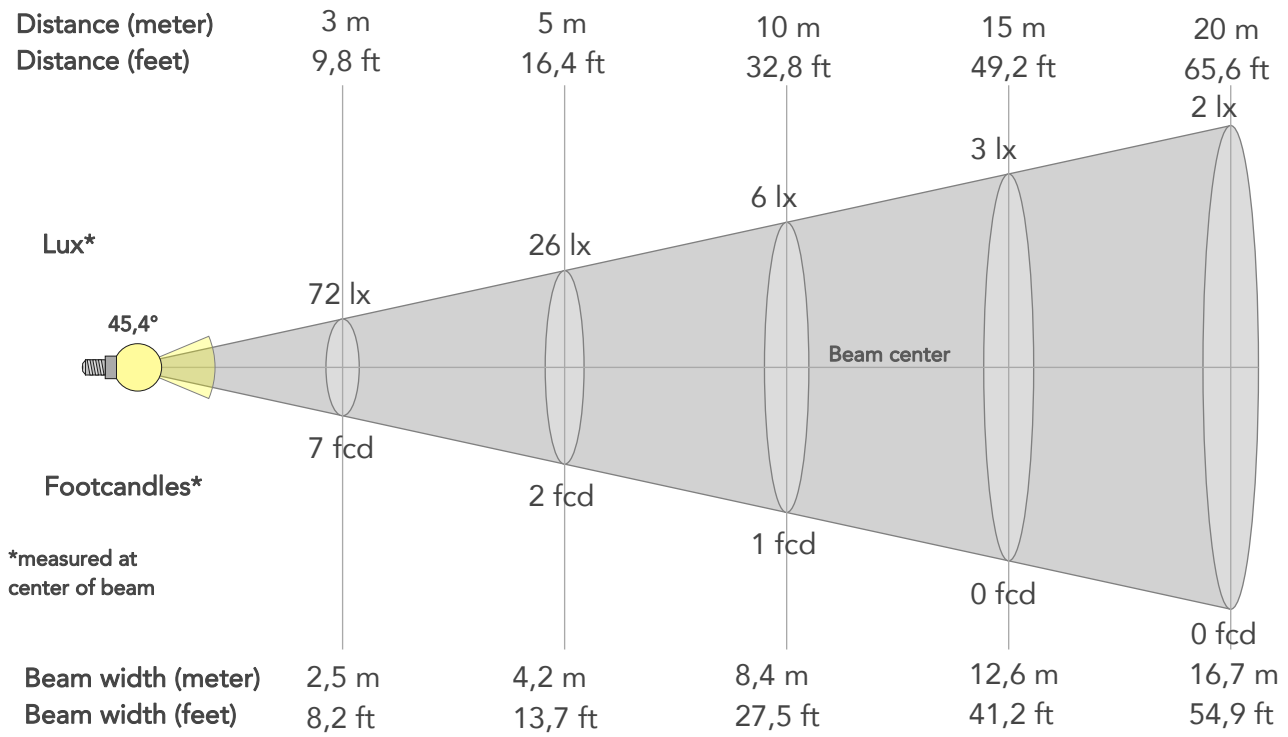

BEAM INTENSITIES AND WIDTHS

Distance	1m	2m	3m	4m	5m	7,5m	10m	15m	20m	25m	30m	40m	50m
Distance	3,3ft	6,6ft	9,8ft	13,1ft	16,4ft	24,6ft	32,8ft	49,2ft	65,6ft	82ft	98,4ft	131,2ft	164ft
Lux	646lx	162lx	72lx	40lx	26lx	11lx	6lx	3lx	2lx	1lx	1lx	0lx	0lx
Footcand.	60fcd	15fcd	7fcd	4fcd	2fcd	1fcd	1fcd	0fcd	0fcd	0fcd	0fcd	0fcd	0fcd
Beam wid.	0,8m	1,7m	2,5m	3,3m	4,2m	6,3m	8,4m	12,6m	16,7m	20,9m	25,1m	33,5m	41,9m
Beam wid.	2,8ft	5,5ft	8,2ft	11ft	13,7ft	20,6ft	27,5ft	41,2ft	54,9ft	68,7ft	82,4ft	109,9ft	137,3ft

LINEAR DISTRIBUTION DIAGRAM

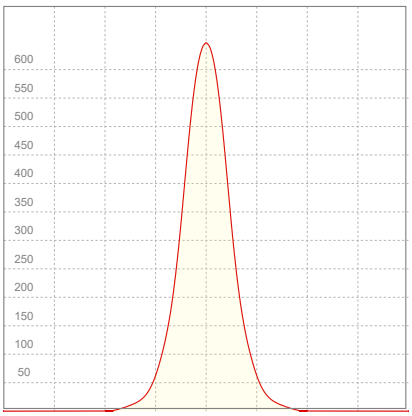

ELECTRICAL SPECIFICATIONS

Input voltage	Input current	Input power	Power FC	Effeciency
228V	0,109A	11,9W	0,48	42lm/W

PROLIGHTS is a trademark of
MUSIC & LIGHTS S.r.l.
musiclights.it

Via A. Olivetti snc
04026 - Minturno (LT) ITALY
Tel: +39 0771 72190

prolights.it
info@prolights.it

ISO DIAGRAMS

ISO CANDELA DIAGRAM

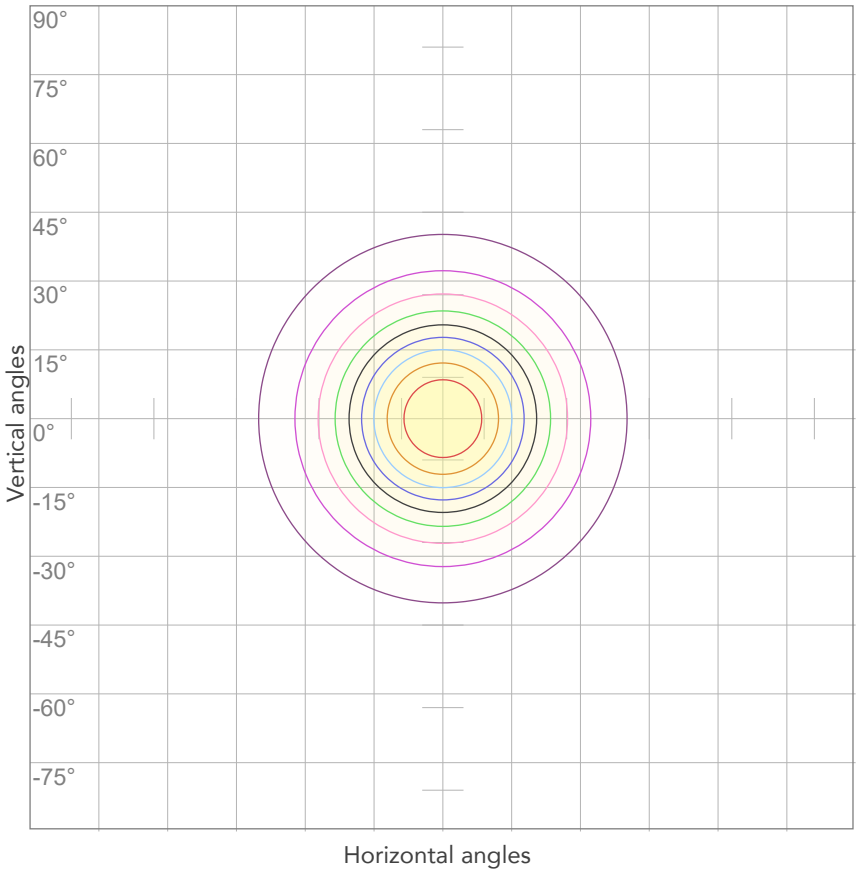

10%	65 cd
20%	129 cd
30%	194 cd
40%	259 cd
50%	323 cd
60%	388 cd
70%	452 cd
80%	517 cd

Conditions:

Number of c-planes: 2

Candela at center: 646 cd

ISO LUX DIAGRAM

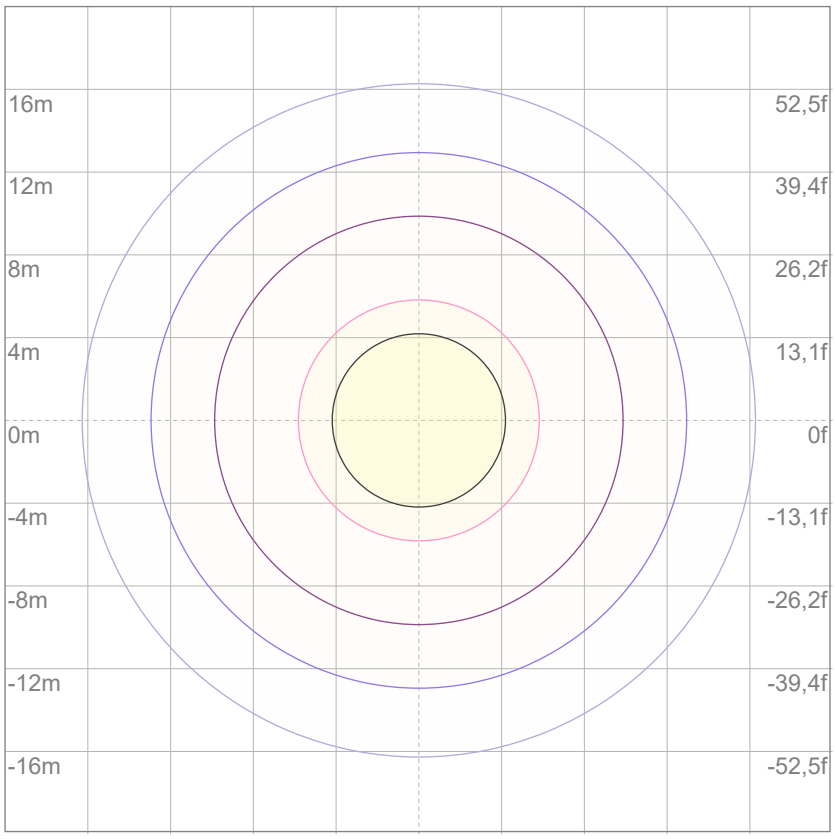

Mounting height: 10 meters (33 feet)

3%	0,194 lx
5%	0,323 lx
10%	0,646 lx
30%	1,94 lx
50%	3,23 lx

Conditions:

Number of c-planes: 2

Lux at center: 6,46 lx

Lux distribution on a surface when lamp is mounted at 10 meters from the surface.

Total lumen output:

479 lm

Peak candela output:

470 cd

Light quality:

CRI: 91,4

Color temperature:

4055 K

PRODUCT NAME:

ARCSPOTXSFC

MEASURAMENT CONDITIONS:

Beam angle:
10° + 60° Filter

Target:
4000K

Operator:
Salvatore Giglio

Date and time:
21/05/2024 15:29:15

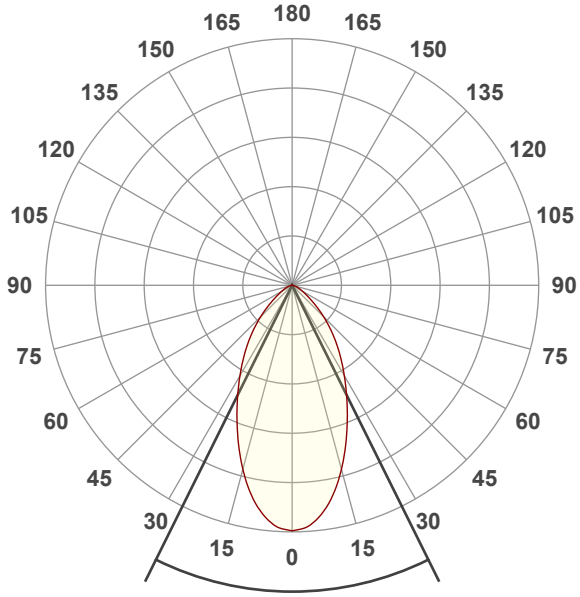

Beam angle 50%: 52,8°
Field angle 10%: 104,1°
Cut off angle 2.5%: 136,5°

Spectra

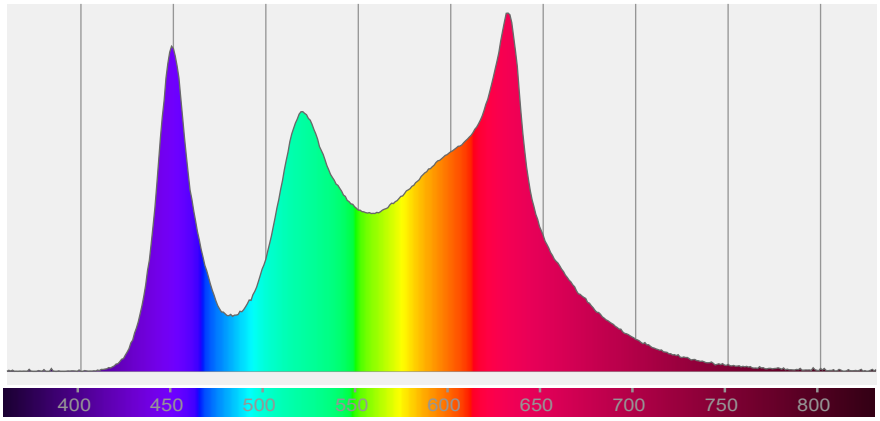

COLOR DETAILS

PROLIGHTS

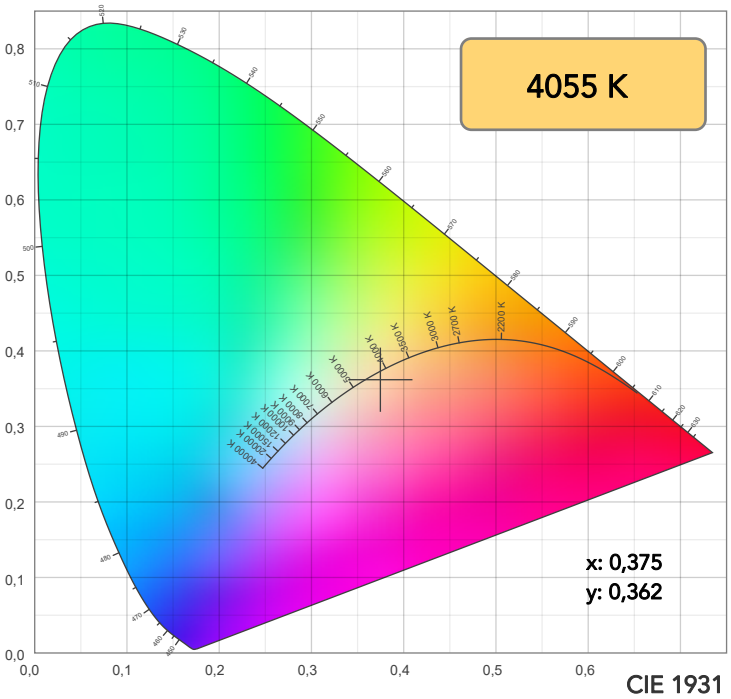

CIE 1931

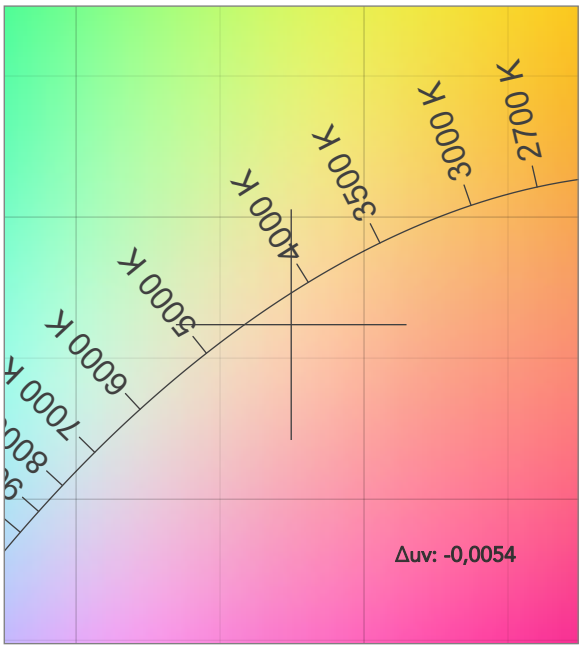

CIE 1931 ZOOM

TM30: 91,1

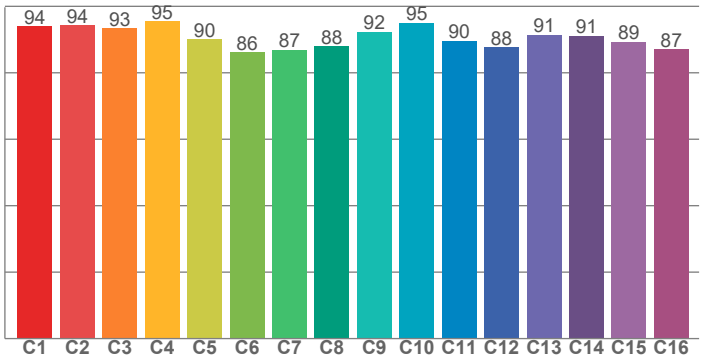

CRI: 91,4 (R1-R8)

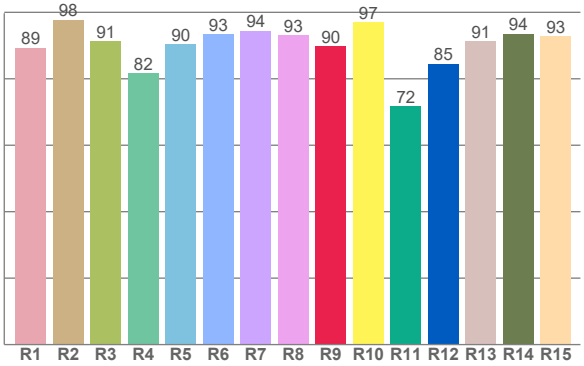

CRI R values, only R1-R8 are used to calculate final CRI value

R1	R2	R3	R4	R5	R6	R7	R8	R9	R10	R11	R12	R13	R14	R15
89,3	97,7	91,3	81,6	90,4	93,4	94,5	93,1	89,8	97,1	71,8	84,5	91,2	93,6	92,8

TM30 C values, 16 binned values out of total of 99 C values

C1	C2	C3	C4	C5	C6	C7	C8	C9	C10	C11	C12	C13	C14	C15	C16
94,0	94,3	93,4	95,4	90,1	86,2	86,9	87,9	92,4	94,9	89,6	87,7	91,4	91,2	89,3	87,0

CQS Q values

Q1	Q2	Q3	Q4	Q5	Q6	Q7	Q8	Q9	Q10	Q11	Q12	Q13	Q14	Q15
97,9	98,0	88,2	99,0	90,5	86,1	93,7	97,2	94,5	95,6	96,9	96,0	96,7	95,9	98,5

CQS: 93,8

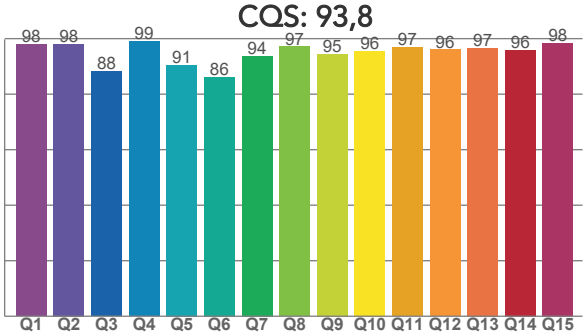

COLOR PARAMETERS

Color temperature	Color rendering index	Red component	Color fidelity	Color gamut	Color quality scale	Television lighting index	Color coordinate cie 1931	Color coordinate cie 1931	Color diviation from black body
CCT	CRI	CRI R9	TM30 Rf	TM30 Rg	CQS	TLCI	x	y	Δuv
4055 K	91,4	89,8	91,1	107,9	93,8	80	0,375	0,362	-0,0054

PROLIGHTS is a trademark of
MUSIC & LIGHTS S.r.l.
musiclights.it

Via A. Olivetti snc
04026 - Minturno (LT) ITALY
Tel: +39 0771 72190

prolights.it
info@prolights.it

TM30 DETAILS

PROLIGHTS

Rf 91,1

Fidelity index Rf

Rg 107,9

Gammut index

		Graphic shifts (%)	
Hue Bin	R_f	Chroma	Hue
1	94	1%	-1%
2	94	2%	-1%
3	93	2%	2%
4	95	1%	1%
5	90	3%	4%
6	86	9%	5%
7	87	9%	1%
8	88	6%	-2%
9	92	4%	-2%
10	95	-1%	-1%
11	90	3%	6%
12	88	4%	4%
13	91	6%	-1%
14	91	5%	5%
15	89	6%	-3%
16	87	6%	-6%

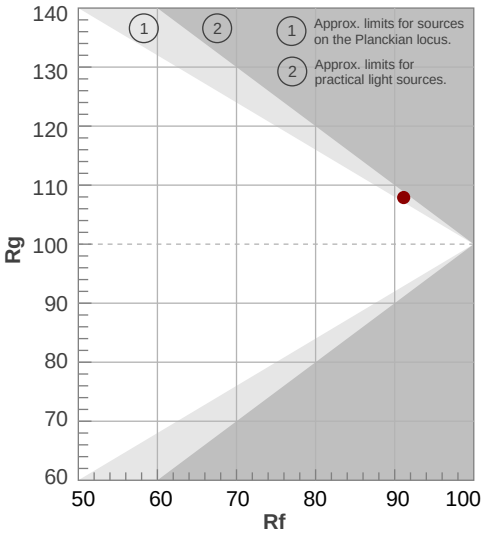

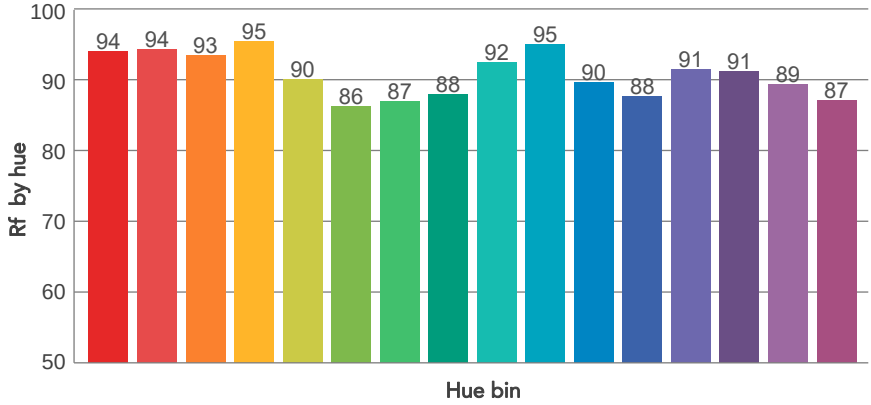

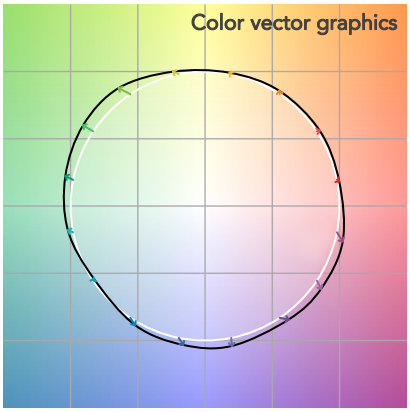

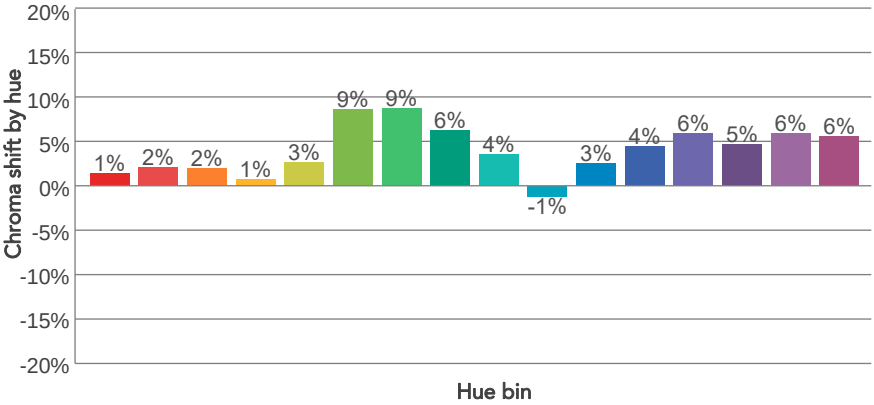

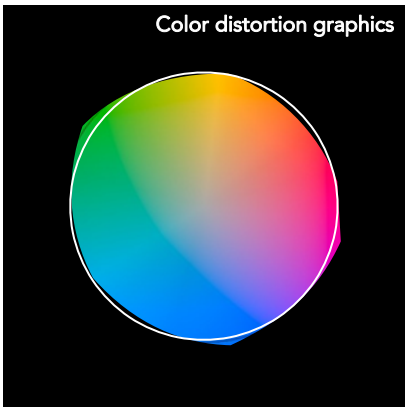

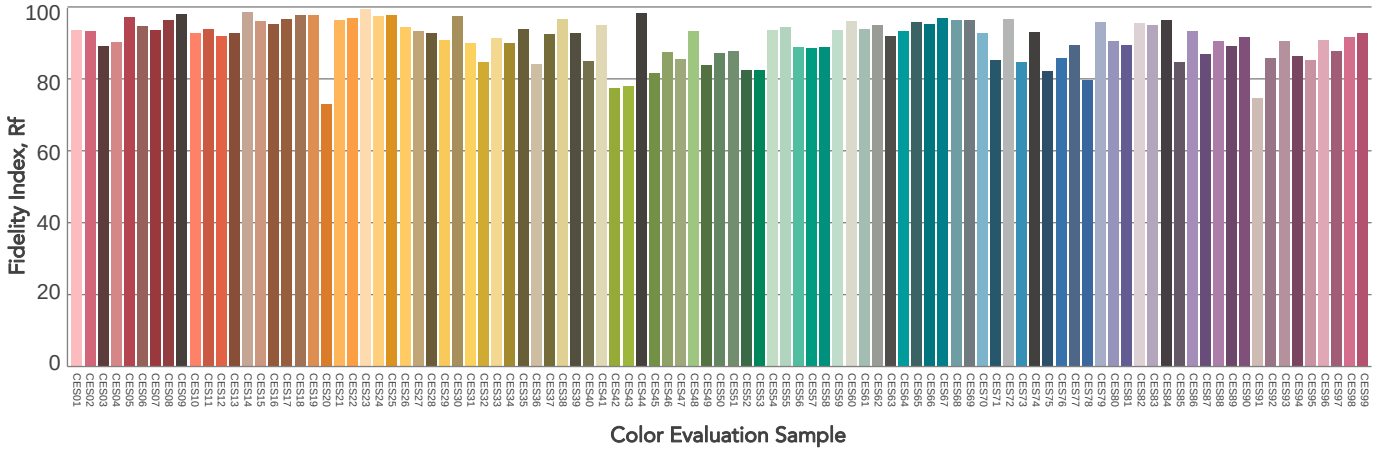

PROLIGHTS is a trademark of
MUSIC & LIGHTS S.r.l.
musiclights.it

Via A. Olivetti snc
04026 - Minturno (LT) ITALY
Tel: +39 0771 72190

prolights.it
info@prolights.it

BEAM DETAILS

Beam angle 50%	Field angle 10%	Cut off angle 2,5%	Intensity ratio in 120° cone	Intensity ratio in 90° cone
52,8°	104,1°	136,5°	95,2%	82,4%

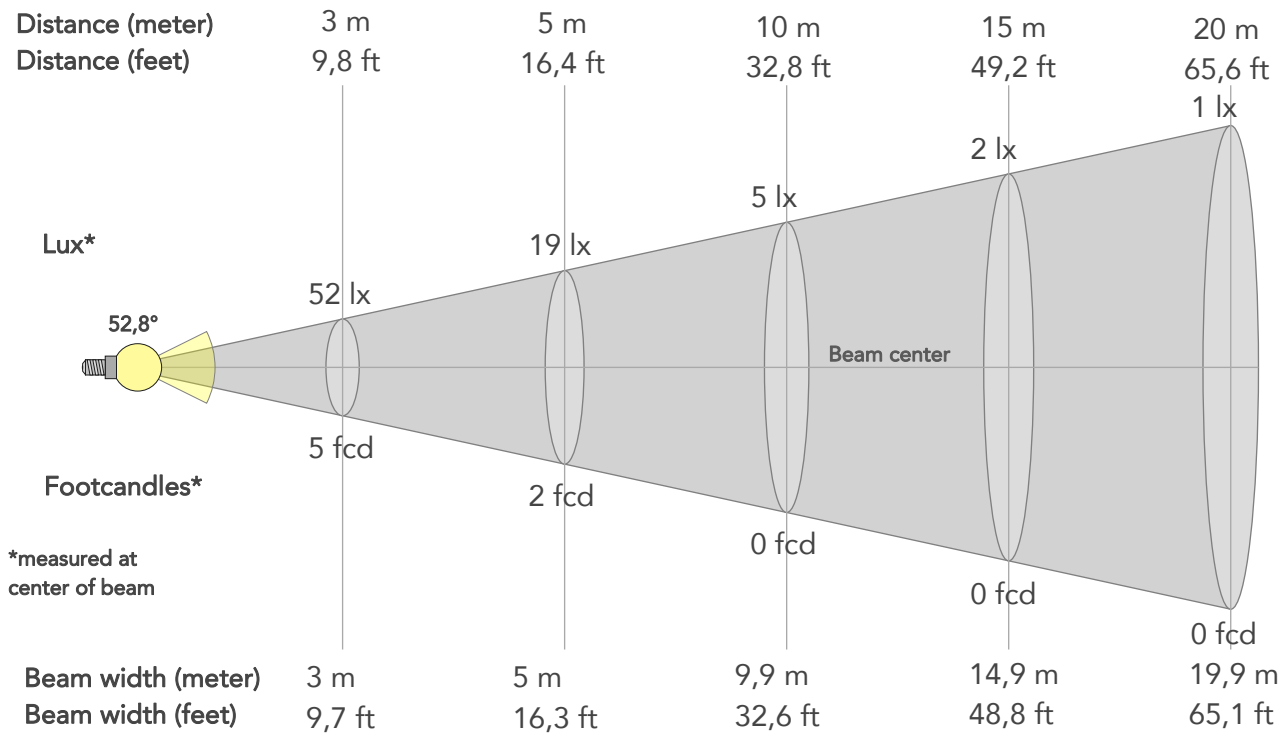

BEAM INTENSITIES AND WIDTHS

Distance	1m	2m	3m	4m	5m	7,5m	10m	15m	20m	25m	30m	40m	50m
Distance	3,3ft	6,6ft	9,8ft	13,1ft	16,4ft	24,6ft	32,8ft	49,2ft	65,6ft	82ft	98,4ft	131,2ft	164ft
Lux	470lx	118lx	52lx	29lx	19lx	8lx	5lx	2lx	1lx	1lx	1lx	0lx	0lx
Footcand.	44fcd	11fcd	5fcd	3fcd	2fcd	1fcd	0fcd	0fcd	0fcd	0fcd	0fcd	0fcd	0fcd
Beam wid.	1m	2m	3m	4m	5m	7,4m	9,9m	14,9m	19,9m	24,8m	29,8m	39,7m	49,6m
Beam wid.	3,3ft	6,6ft	9,7ft	13ft	16,3ft	24,4ft	32,6ft	48,8ft	65,1ft	81,4ft	97,7ft	130,2ft	162,8ft

LINEAR DISTRIBUTION DIAGRAM

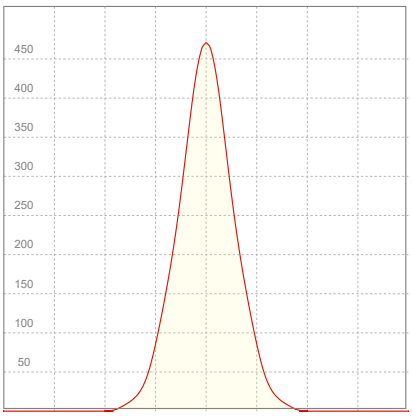

ELECTRICAL SPECIFICATIONS

Input voltage	Input current	Input power	Power FC	Effeciency
227V	0,107A	11,9W	0,49	40lm/W

PROLIGHTS is a trademark of
MUSIC & LIGHTS S.r.l.
musiclights.it

Via A. Olivetti snc
04026 - Minturno (LT) ITALY
Tel: +39 0771 72190

prolights.it
info@prolights.it

ISO DIAGRAMS

ISO CANDELA DIAGRAM

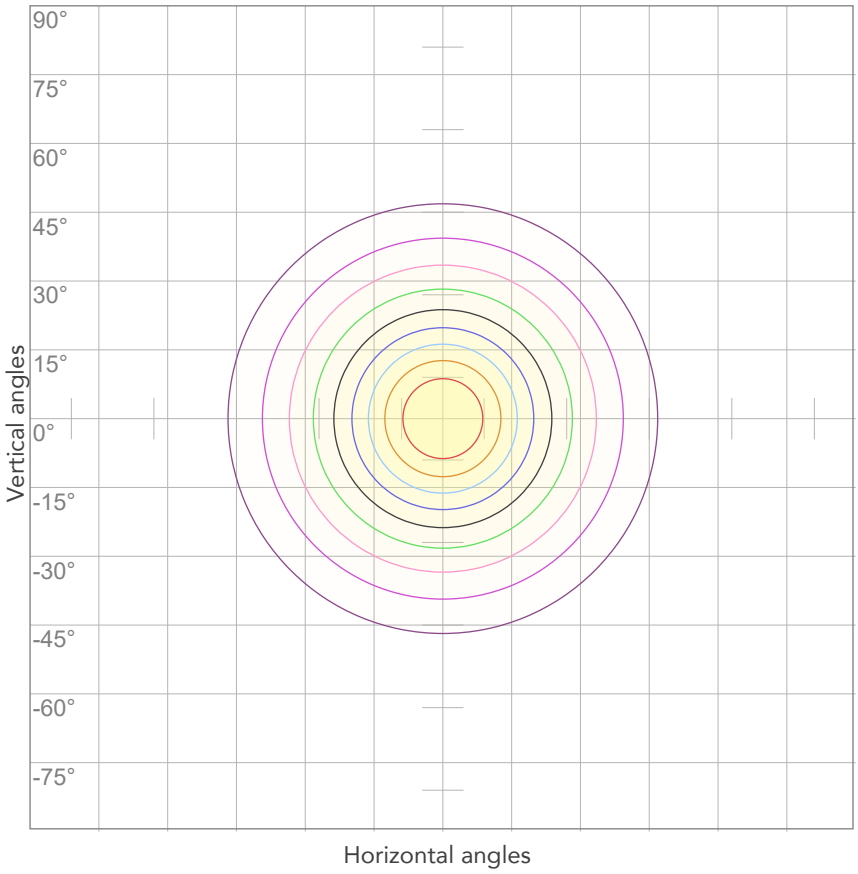

10%	47 cd
20%	94 cd
30%	141 cd
40%	188 cd
50%	235 cd
60%	282 cd
70%	329 cd
80%	376 cd

Conditions:

Number of c-planes: 2

Candela at center: 470 cd

ISO LUX DIAGRAM

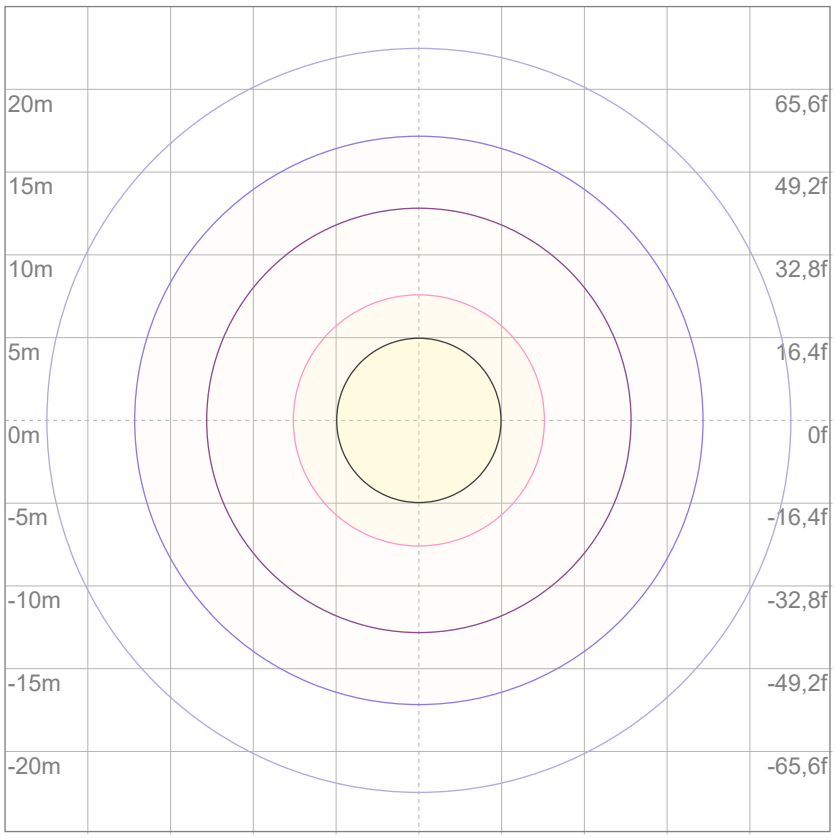

Mounting height: 10 meters (33 feet)

3%	0,141 lx
5%	0,235 lx
10%	0,470 lx
30%	1,41 lx
50%	2,35 lx

Conditions:

Number of c-planes: 2

Lux at center: 4,70 lx

Lux distribution on a surface when lamp is mounted at 10 meters from the surface.

Total lumen output:

685 lm

Peak candela output:

1459 cd

Light quality:

CRI: 92,2

Color temperature:

4017 K

PRODUCT NAME:

ARCSPOTXSFC

MEASURAMENT CONDITIONS:

Beam angle:
10° + 10° x 60° Filter

Target:
4000K

Operator:
Salvatore Giglio

Date and time:
21/05/2024 16:26:28

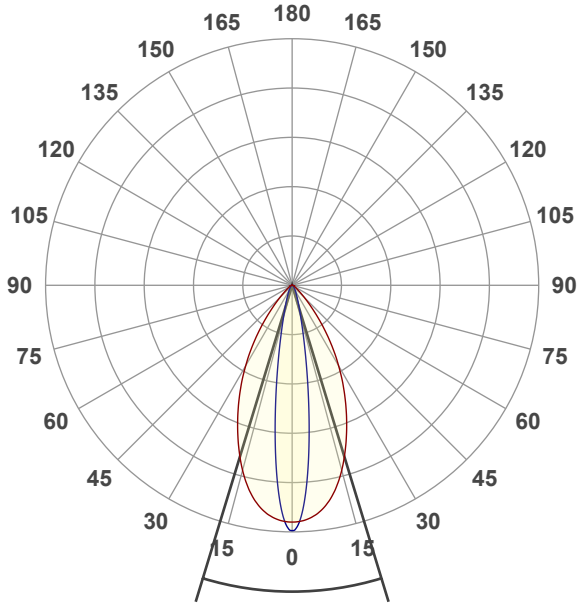

Beam angle 50%: 33,9°
Field angle 10%: 60,1°
Cut off angle 2.5%: 84,5°

Spectra

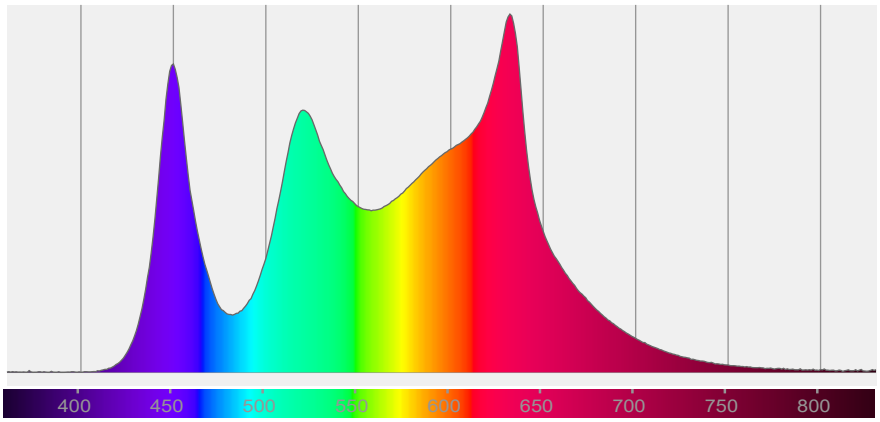

COLOR DETAILS

PROLIGHTS

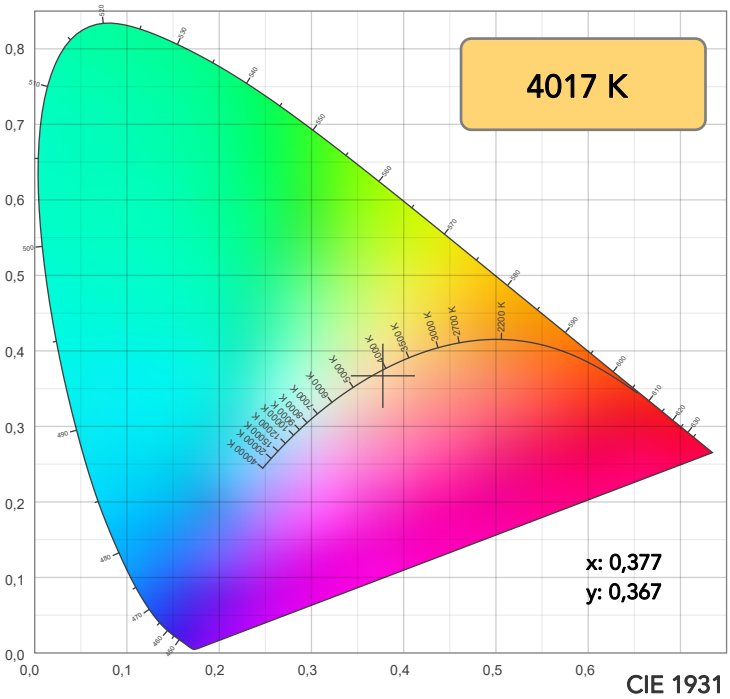

CIE 1931

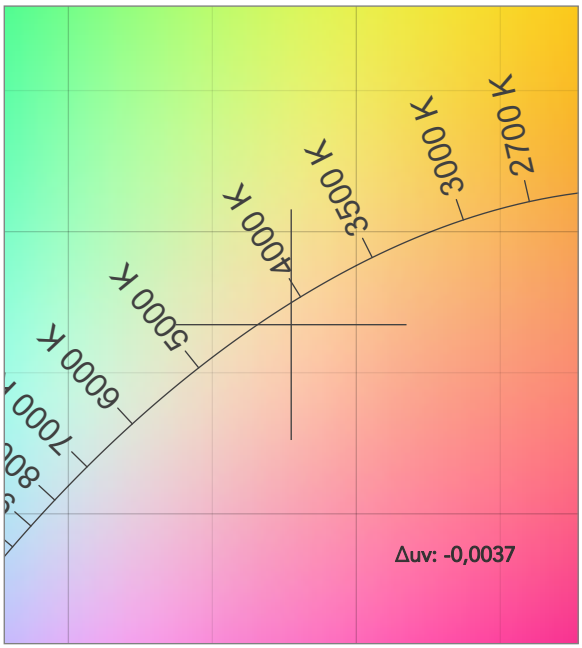

CIE 1931 ZOOM

TM30: 91,7

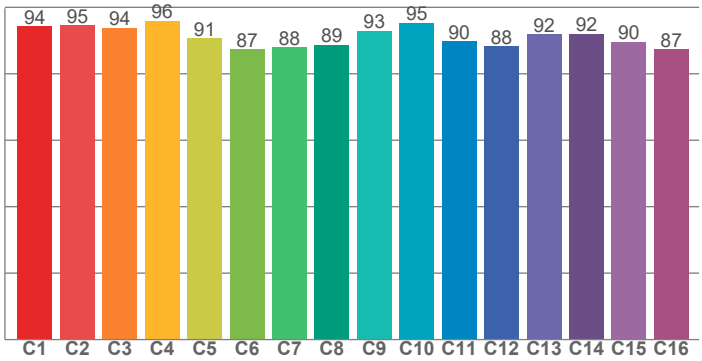

CRI: 92,2 (R1-R8)

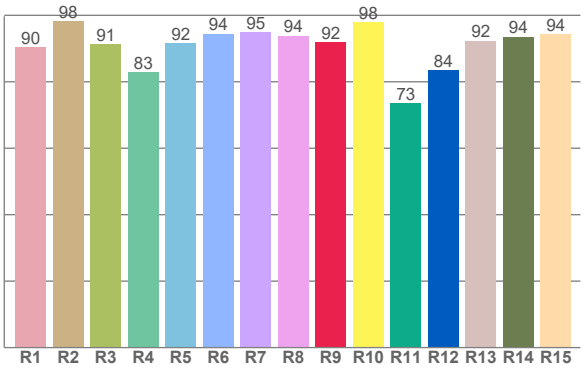

CRI R values, only R1-R8 are used to calculate final CRI value

R1	R2	R3	R4	R5	R6	R7	R8	R9	R10	R11	R12	R13	R14	R15
90,5	98,3	91,3	82,9	91,6	94,5	94,8	93,9	91,8	97,9	73,5	83,5	92,3	93,6	94,2

TM30 C values, 16 binned values out of total of 99 C values

C1	C2	C3	C4	C5	C6	C7	C8	C9	C10	C11	C12	C13	C14	C15	C16
94,3	94,6	93,8	96,0	90,7	87,4	87,9	88,7	92,8	95,4	89,8	88,3	91,8	92,0	89,7	87,4

CQS Q values

Q1	Q2	Q3	Q4	Q5	Q6	Q7	Q8	Q9	Q10	Q11	Q12	Q13	Q14	Q15
98,1	98,4	89,1	99,0	91,1	86,9	93,8	97,3	94,9	96,2	96,4	95,4	96,1	96,5	98,6

CQS: 94,1

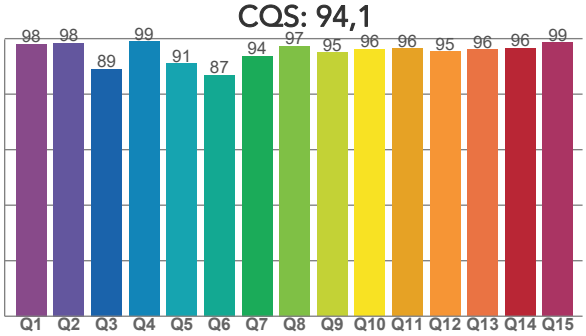

COLOR PARAMETERS

Color temperature	Color rendering index	Red component	Color fidelity	Color gamut	Color quality scale	Television lighting index	Color coordinate cie 1931	Color coordinate cie 1931	Color diviation from black body
CCT	CRI	CRI R9	TM30 Rf	TM30 Rg	CQS	TLCI	x	y	Δuv
4017 K	92,2	91,8	91,7	107,1	94,1	82	0,377	0,367	-0,0037

PROLIGHTS is a trademark of
MUSIC & LIGHTS S.r.l.
musiclights.it

Via A. Olivetti snc
04026 - Minturno (LT) ITALY
Tel: +39 0771 72190

prolights.it
info@prolights.it

TM30 DETAILS

PROLIGHTS

Rf 91,7

Fidelity index Rf

Rg 107,1

Gammut index

		Graphic shifts (%)	
Hue Bin	R_f	Chroma	Hue
1	94	1%	-1%
2	95	2%	-1%
3	94	2%	1%
4	96	0%	1%
5	91	2%	4%
6	87	8%	4%
7	88	8%	1%
8	89	6%	-1%
9	93	3%	-2%
10	95	-1%	-1%
11	90	3%	6%
12	88	4%	4%
13	92	6%	-1%
14	92	4%	4%
15	90	5%	-3%
16	87	5%	-6%

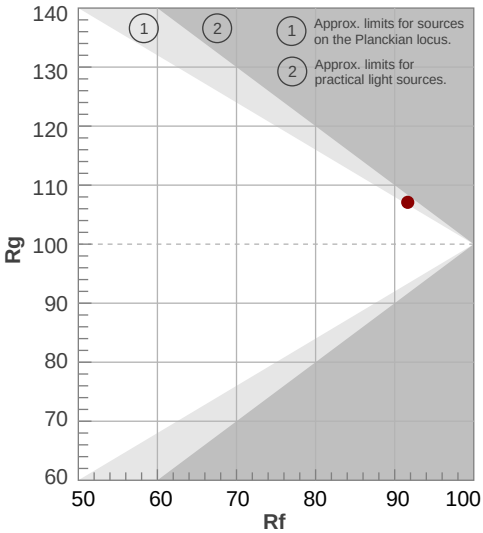

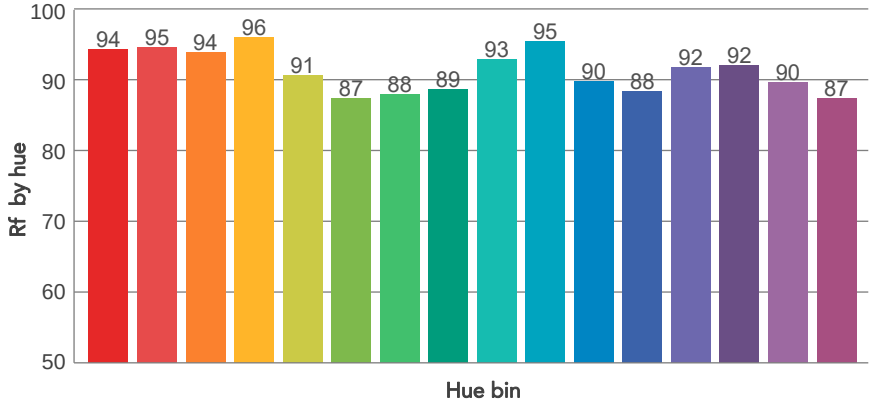

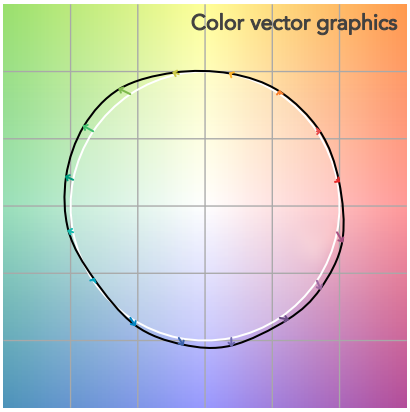

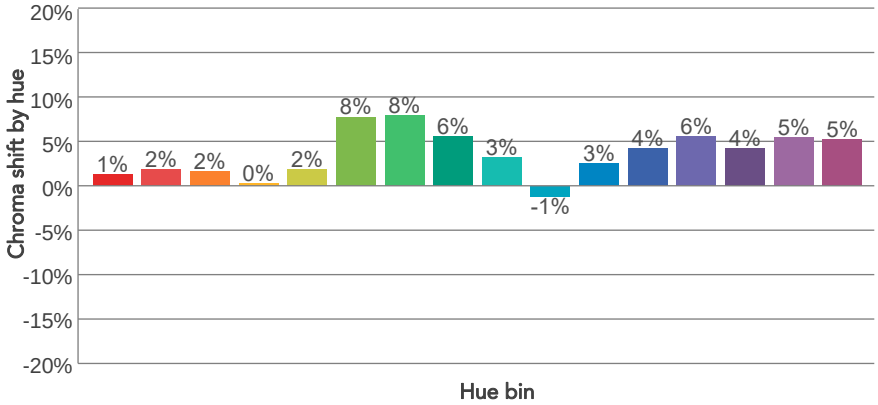

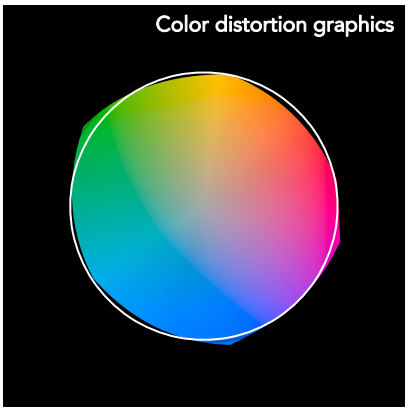

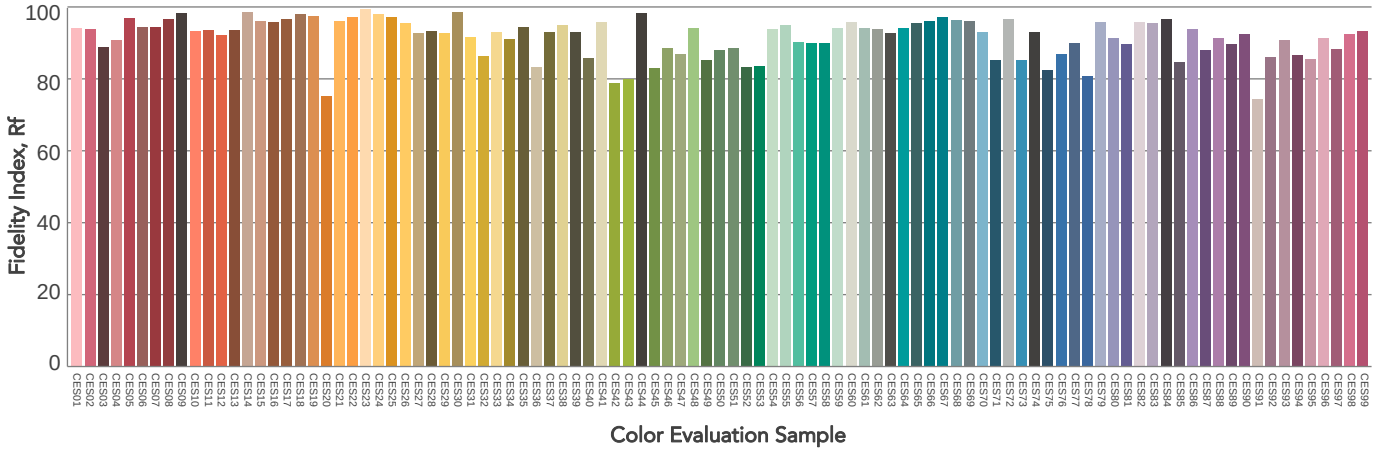

PROLIGHTS is a trademark of
MUSIC & LIGHTS S.r.l.
musiclights.it

Via A. Olivetti snc
04026 - Minturno (LT) ITALY
Tel: +39 0771 72190

prolights.it
info@prolights.it

BEAM DETAILS

Beam angle 50%	Field angle 10%	Cut off angle 2,5%	Intensity ratio in 120° cone	Intensity ratio in 90° cone
33,9°	60,1°	84,5°	97,7%	92,5%

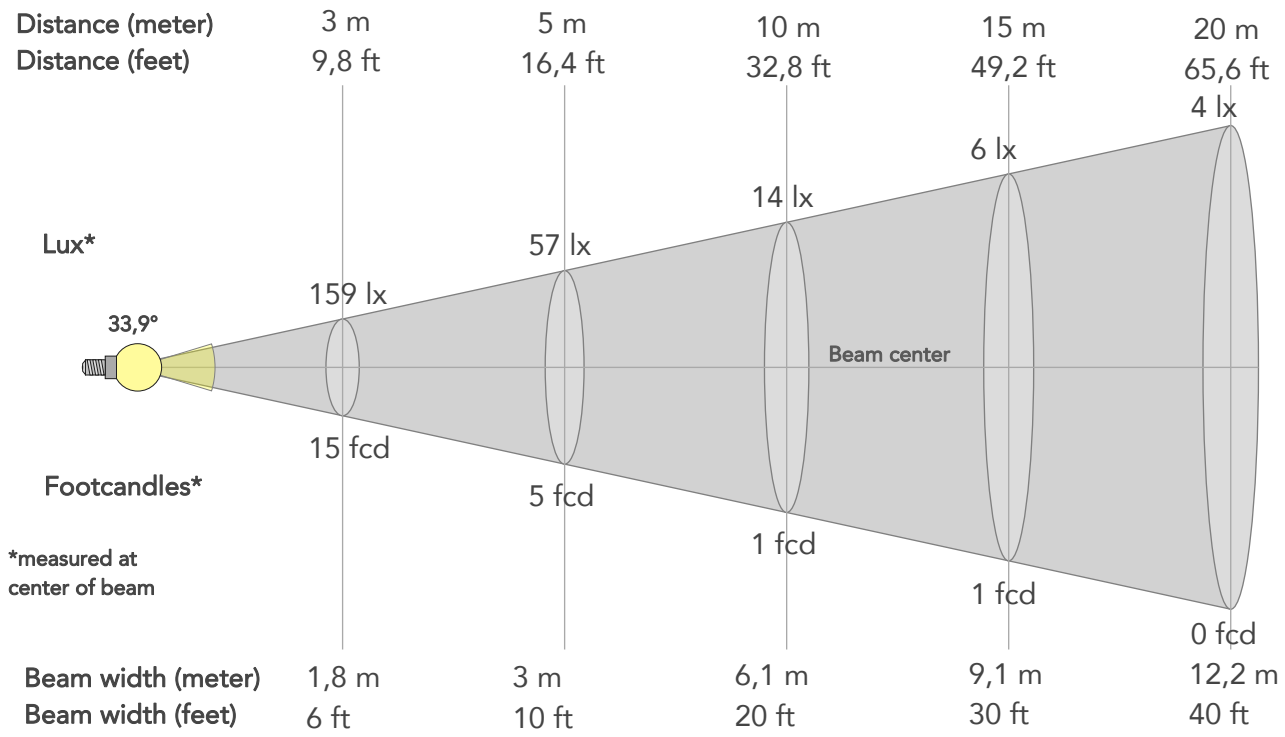

BEAM INTENSITIES AND WIDTHS

Distance	1m	2m	3m	4m	5m	7,5m	10m	15m	20m	25m	30m	40m	50m
Distance	3,3ft	6,6ft	9,8ft	13,1ft	16,4ft	24,6ft	32,8ft	49,2ft	65,6ft	82ft	98,4ft	131,2ft	164ft
Lux	1434lx	359lx	159lx	90lx	57lx	25lx	14lx	6lx	4lx	2lx	2lx	1lx	1lx
Footcand.	133fcd	33fcd	15fcd	8fcd	5fcd	2fcd	1fcd	1fcd	0fcd	0fcd	0fcd	0fcd	0fcd
Beam wid.	0,6m	1,2m	1,8m	2,4m	3m	4,6m	6,1m	9,1m	12,2m	15,2m	18,3m	24,4m	30,5m
Beam wid.	2ft	4ft	6ft	8ft	10ft	15ft	20ft	30ft	40ft	50ft	60ft	80ft	100ft

LINEAR DISTRIBUTION DIAGRAM

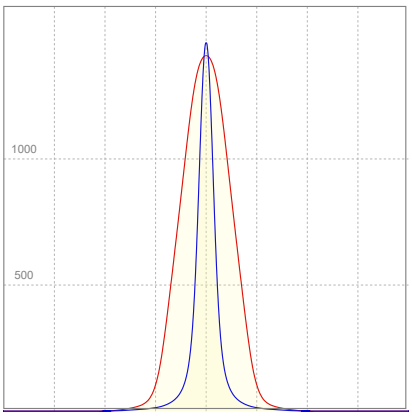

ELECTRICAL SPECIFICATIONS

Input voltage	Input current	Input power	Power FC	Effeciency
226V	0,117A	11,7W	0,44	59lm/W

PROLIGHTS is a trademark of
MUSIC & LIGHTS S.r.l.
musiclights.it

Via A. Olivetti snc
04026 - Minturno (LT) ITALY
Tel: +39 0771 72190

prolights.it
info@prolights.it

ISO DIAGRAMS

ISO CANDELA DIAGRAM

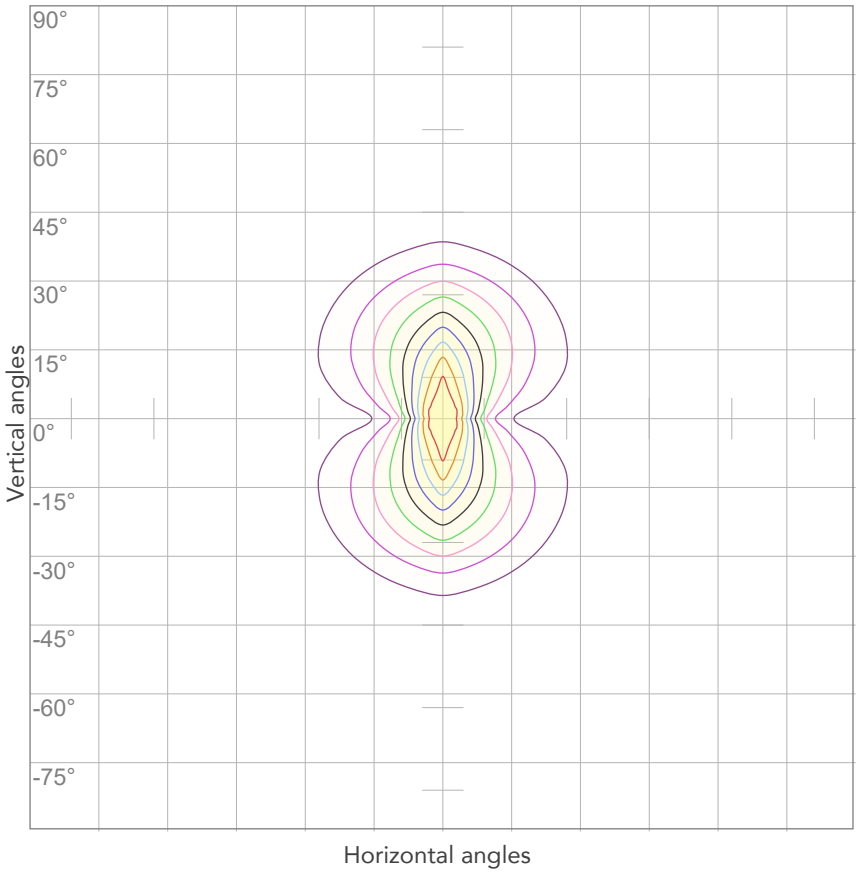

10%	143 cd
20%	287 cd
30%	430 cd
40%	574 cd
50%	717 cd
60%	860 cd
70%	1004 cd
80%	1147 cd

Conditions:

Number of c-planes: 4

Candela at center: 1434 cd

ISO LUX DIAGRAM

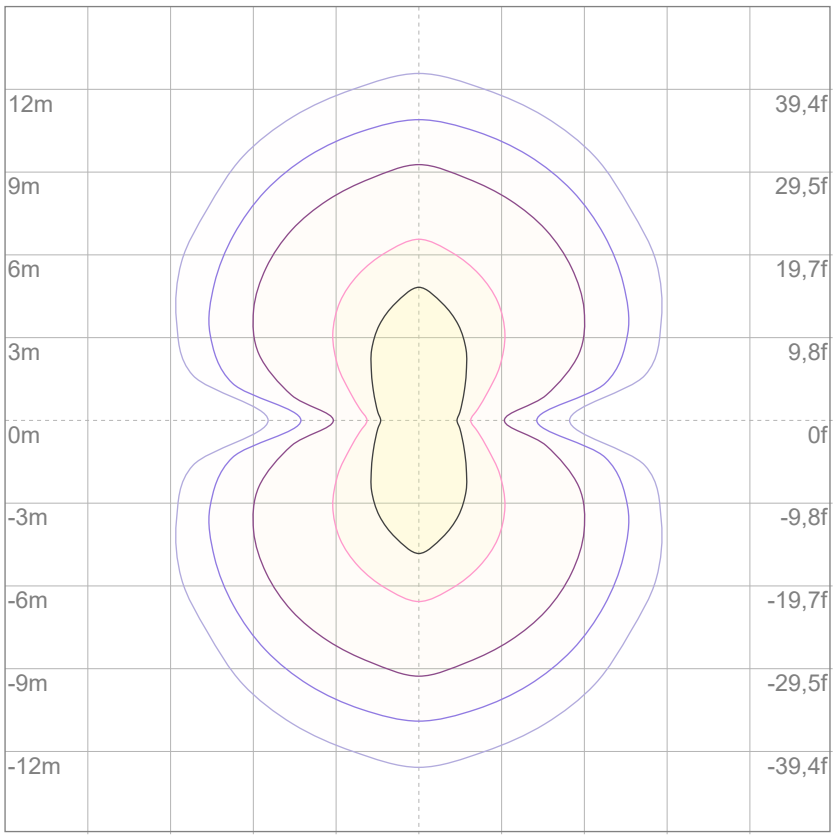

Mounting height: 10 meters (33 feet)

3%	0,430 lx
5%	0,717 lx
10%	1,43 lx
30%	4,30 lx
50%	7,17 lx

Conditions:

Number of c-planes: 4

Lux at center: 14,3 lx

Lux distribution on a surface when lamp is mounted at 10 meters from the surface.

Total lumen output:

556 lm

Peak candela output:

792 cd

Light quality:

CRI: 91,8

Color temperature:

4047 K

PRODUCT NAME:

ARCSPOTXSFC

MEASURAMENT CONDITIONS:

Beam angle:
10° + 30° x 60° Filter

Target:
4000K

Operator:
Salvatore Giglio

Date and time:
23/05/2024 09:37:04

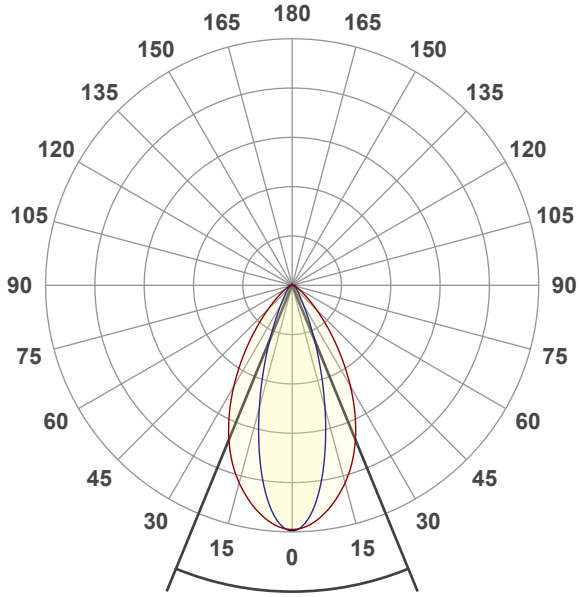

Beam angle 50%: 44,6°
Field angle 10%: 77,6°
Cut off angle 2.5%: 110,5°

Spectra

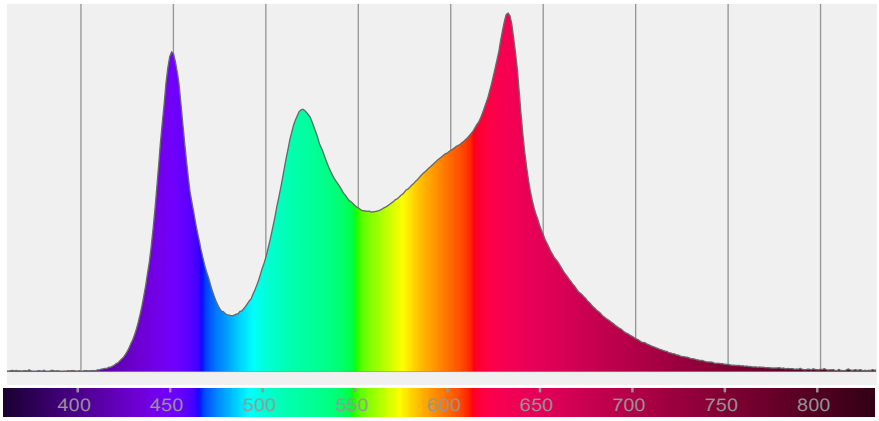

COLOR DETAILS

PROLiGHTS

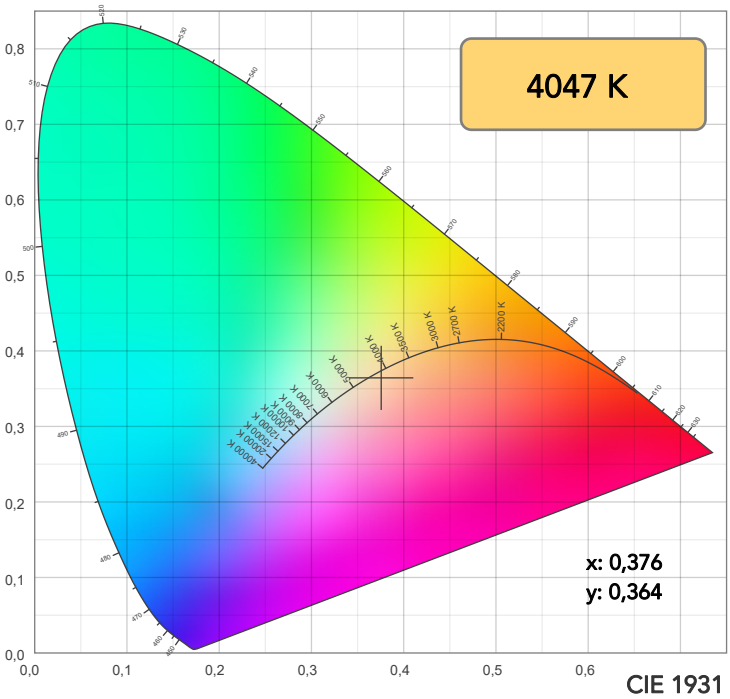

CIE 1931

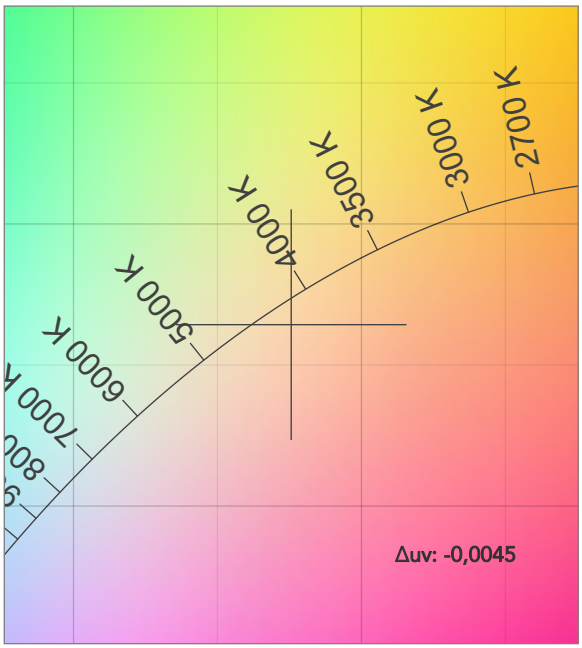

CIE 1931 ZOOM

TM30: 91,3

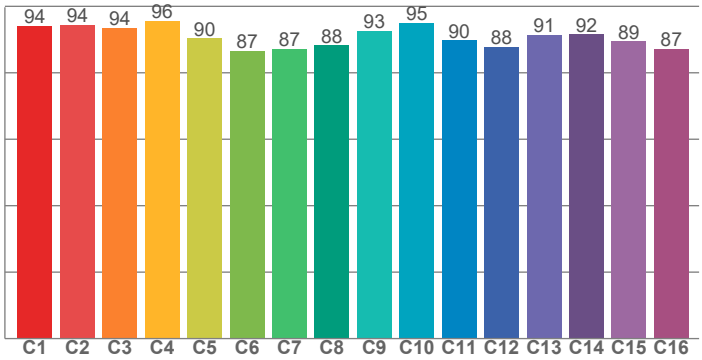

CRI: 91,8 (R1-R8)

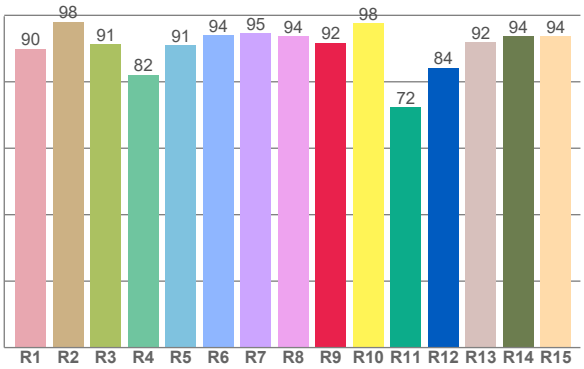

CRI R values, only R1-R8 are used to calculate final CRI value

R1	R2	R3	R4	R5	R6	R7	R8	R9	R10	R11	R12	R13	R14	R15
89,9	98,0	91,4	82,1	91,0	93,9	94,6	93,8	91,7	97,6	72,3	84,2	91,8	93,6	93,7

TM30 C values, 16 binned values out of total of 99 C values

C1	C2	C3	C4	C5	C6	C7	C8	C9	C10	C11	C12	C13	C14	C15	C16
94,1	94,4	93,5	95,6	90,3	86,6	87,2	88,2	92,5	95,0	89,8	87,9	91,5	91,6	89,5	87,2

CQS Q values

Q1	Q2	Q3	Q4	Q5	Q6	Q7	Q8	Q9	Q10	Q11	Q12	Q13	Q14	Q15
97,8	98,2	88,7	99,0	90,5	86,2	93,8	97,2	94,8	95,9	96,5	95,6	96,4	96,2	98,6

CQS: 93,8

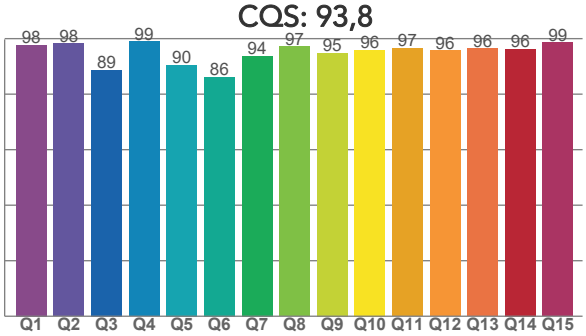

COLOR PARAMETERS

Color temperature	Color rendering index	Red component	Color fidelity	Color gamut	Color quality scale	Television lighting index	Color coordinate cie 1931	Color coordinate cie 1931	Color diviation from black body
CCT	CRI	CRI R9	TM30 Rf	TM30 Rg	CQS	TLCI	x	y	Δuv
4047 K	91,8	91,7	91,3	107,5	93,8	80	0,376	0,364	-0,0045

PROLIGHTS is a trademark of
MUSIC & LIGHTS S.r.l.
musiclights.it

Via A. Olivetti snc
04026 - Minturno (LT) ITALY
Tel: +39 0771 72190

prolights.it
info@prolights.it

TM30 DETAILS

PROLIGHTS

Rf 91,3

Fidelity index Rf

Rg 107,5

Gammut index

		Graphic shifts (%)	
Hue Bin	R_f	Chroma	Hue
1	94	1%	-1%
2	94	2%	-1%
3	94	2%	2%
4	96	1%	1%
5	90	2%	4%
6	87	8%	5%
7	87	9%	1%
8	88	6%	-2%
9	93	3%	-2%
10	95	-1%	-1%
11	90	2%	6%
12	88	4%	4%
13	91	6%	-1%
14	92	5%	5%
15	89	6%	-3%
16	87	5%	-6%

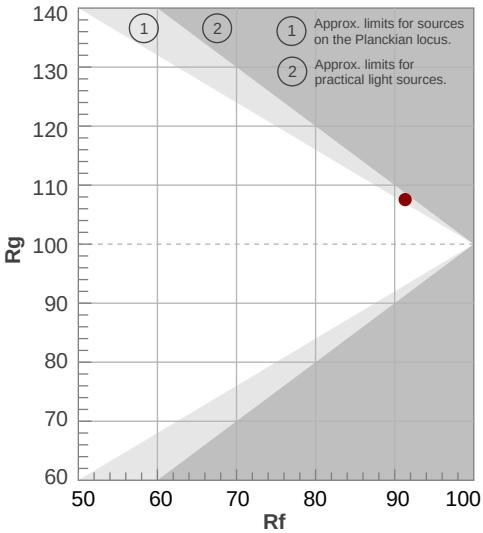

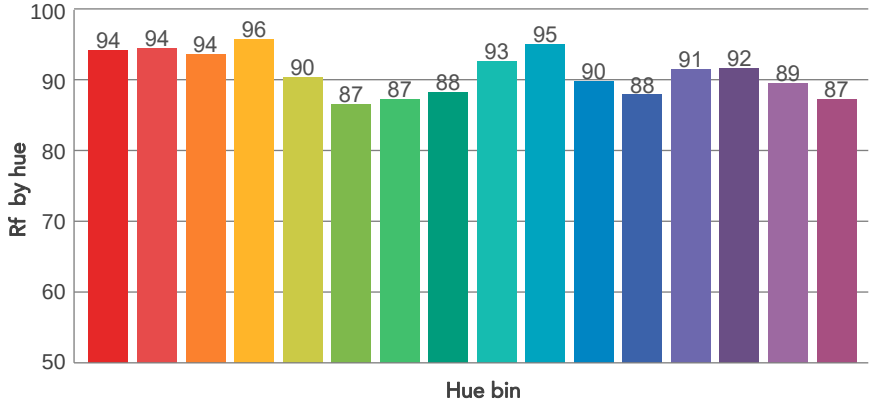

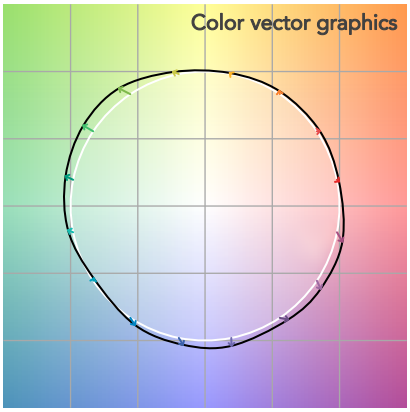

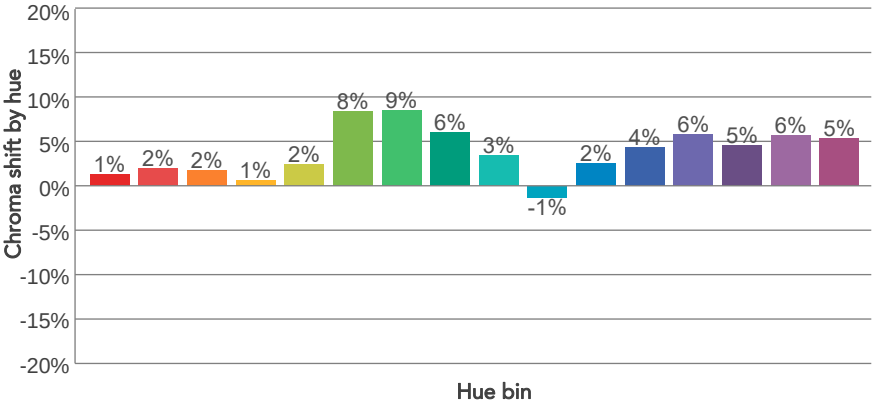

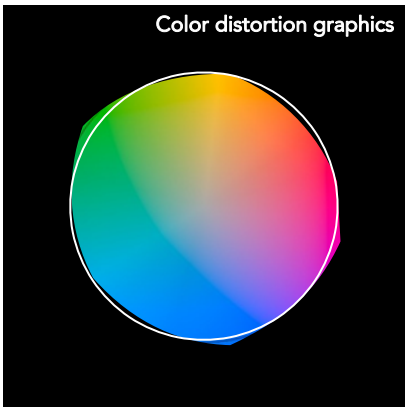

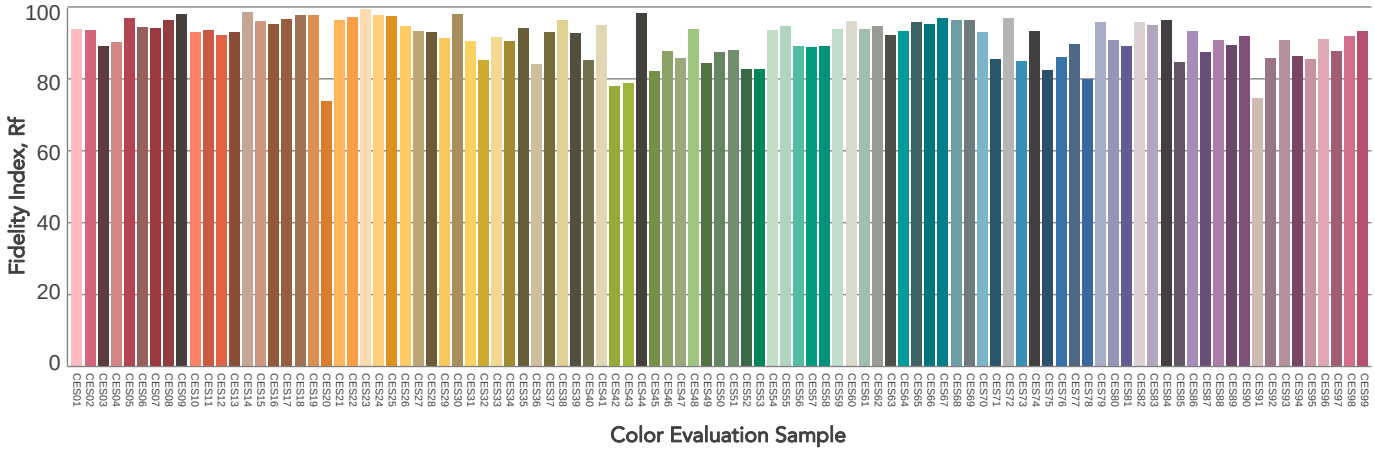

PROLIGHTS is a trademark of
MUSIC & LIGHTS S.r.l.
musiclights.it

Via A. Olivetti snc
04026 - Minturno (LT) ITALY
Tel: +39 0771 72190

prolights.it
info@prolights.it

BEAM DETAILS

Beam angle 50%	Field angle 10%	Cut off angle 2,5%	Intensity ratio in 120° cone	Intensity ratio in 90° cone
44,6°	77,6°	110,5°	96,3%	87,9%

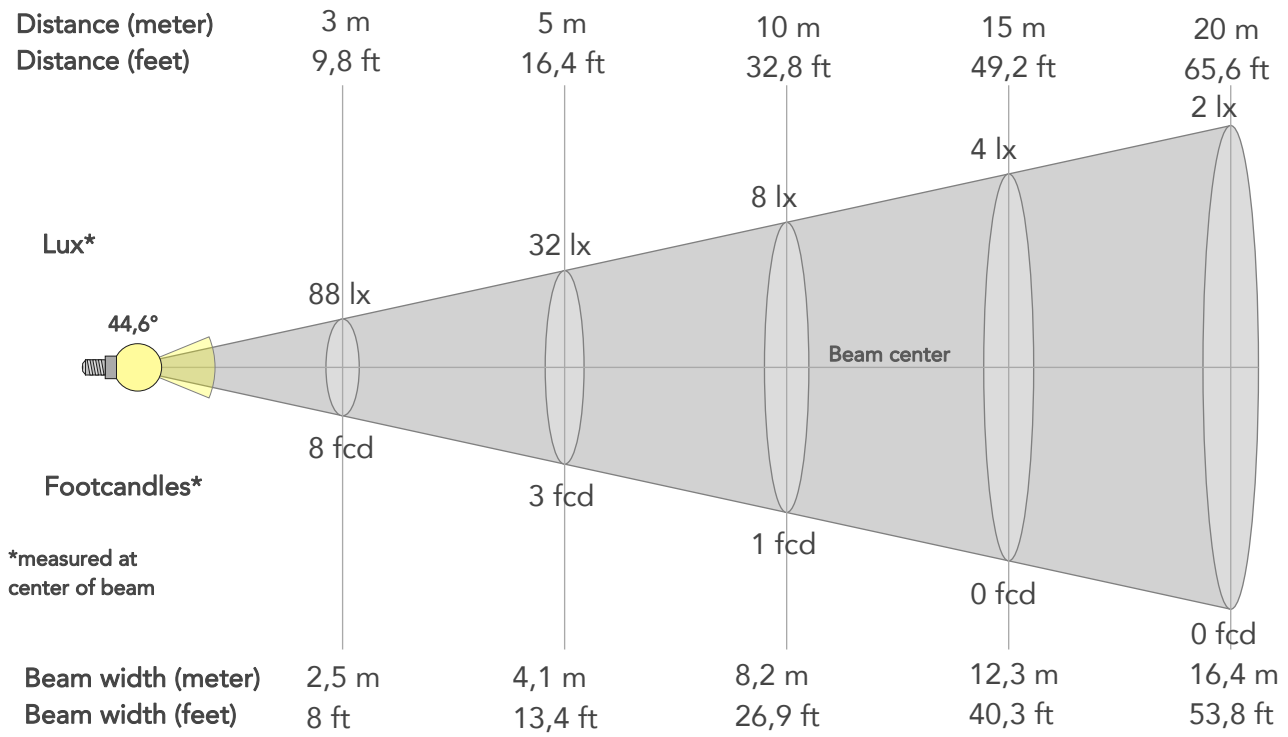

BEAM INTENSITIES AND WIDTHS

Distance	1m	2m	3m	4m	5m	7,5m	10m	15m	20m	25m	30m	40m	50m
Distance	3,3ft	6,6ft	9,8ft	13,1ft	16,4ft	24,6ft	32,8ft	49,2ft	65,6ft	82ft	98,4ft	131,2ft	164ft
Lux	791lx	198lx	88lx	49lx	32lx	14lx	8lx	4lx	2lx	1lx	1lx	0lx	0lx
Footcand.	73fcd	18fcd	8fcd	5fcd	3fcd	1fcd	1fcd	0fcd	0fcd	0fcd	0fcd	0fcd	0fcd
Beam wid.	0,8m	1,6m	2,5m	3,3m	4,1m	6,1m	8,2m	12,3m	16,4m	20,5m	24,6m	32,8m	41m
Beam wid.	2,7ft	5,4ft	8ft	10,7ft	13,4ft	20,2ft	26,9ft	40,3ft	53,8ft	67,2ft	80,7ft	107,6ft	134,4ft

LINEAR DISTRIBUTION DIAGRAM

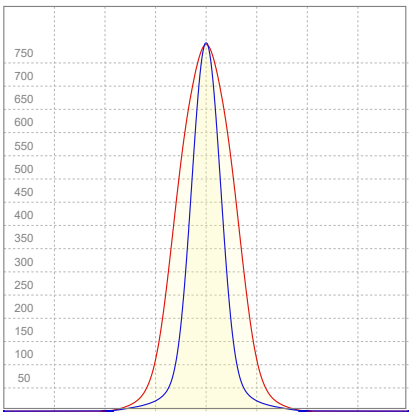

ELECTRICAL SPECIFICATIONS

Input voltage	Input current	Input power	Power FC	Effeciency
227V	0,102A	11,9W	0,51	47lm/W

PROLIGHTS is a trademark of
MUSIC & LIGHTS S.r.l.
musiclights.it

Via A. Olivetti snc
04026 - Minturno (LT) ITALY
Tel: +39 0771 72190

prolights.it
info@prolights.it

ISO DIAGRAMS

ISO CANDELA DIAGRAM

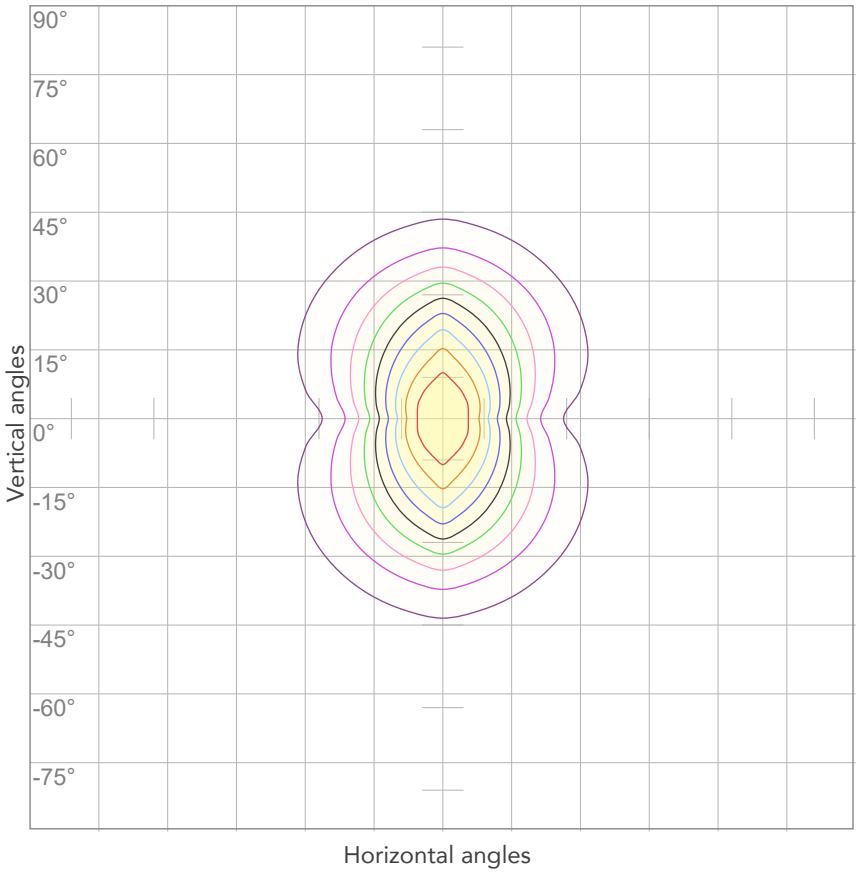

10%	79 cd
20%	158 cd
30%	237 cd
40%	316 cd
50%	395 cd
60%	474 cd
70%	554 cd
80%	633 cd

Conditions:

Number of c-planes: 4

Candela at center: 791 cd

ISO LUX DIAGRAM

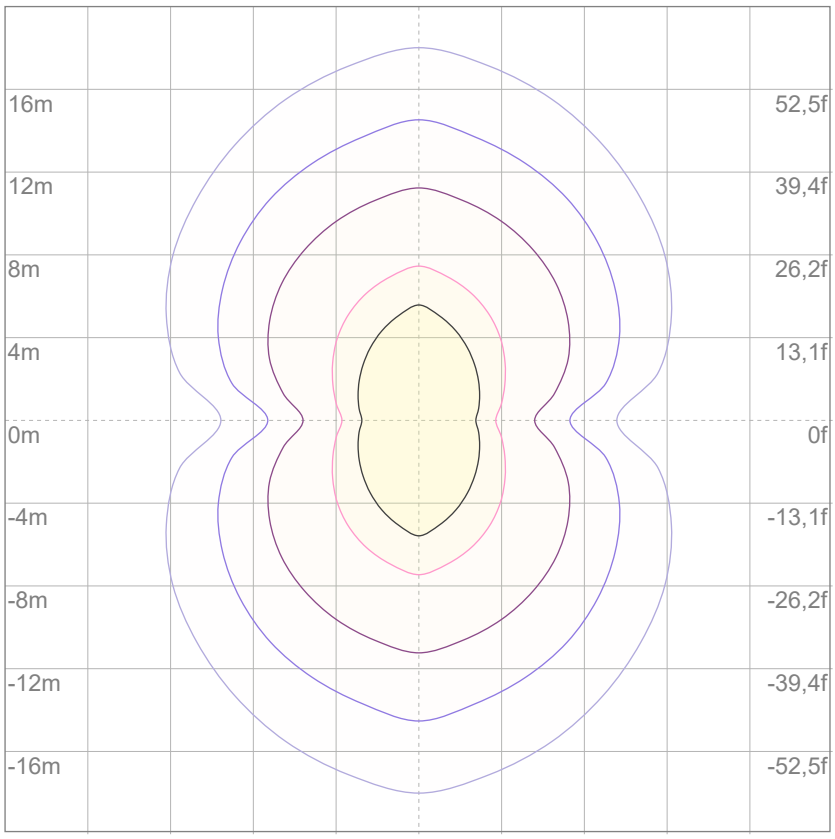

Mounting height: 10 meters (33 feet)

3%	0,237 lx
5%	0,395 lx
10%	0,791 lx
30%	2,37 lx
50%	3,95 lx

Conditions:

Number of c-planes: 4

Lux at center: 7,91 lx

Lux distribution on a surface when lamp is mounted at 10 meters from the surface.

Total lumen output:

571 lm

Peak candela output:

9158 cd

Light quality:

CRI: 89,9

Color temperature:

5646 K

PRODUCT NAME:

ARCSPOTXSFC

MEASURAMENT CONDITIONS:

Beam angle:
10°

Target:
5600K

Operator:
Salvatore Giglio

Date and time:
20/05/2024 17:24:19

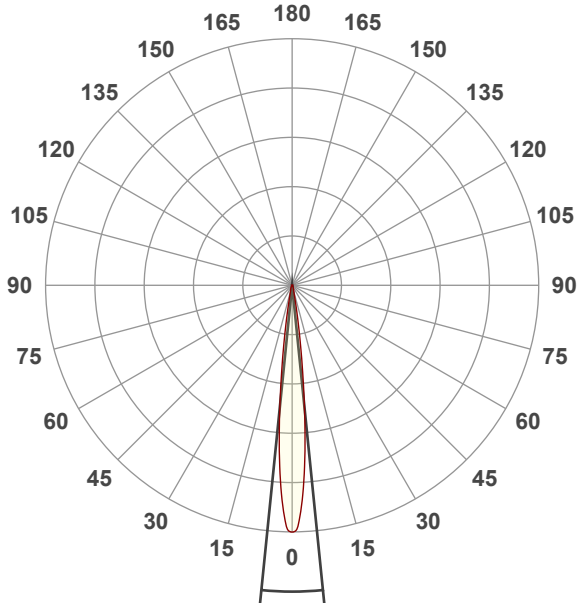

Beam angle 50%: 11,5°
Field angle 10%: 20,6°
Cut off angle 2.5%: 31°

Spectra

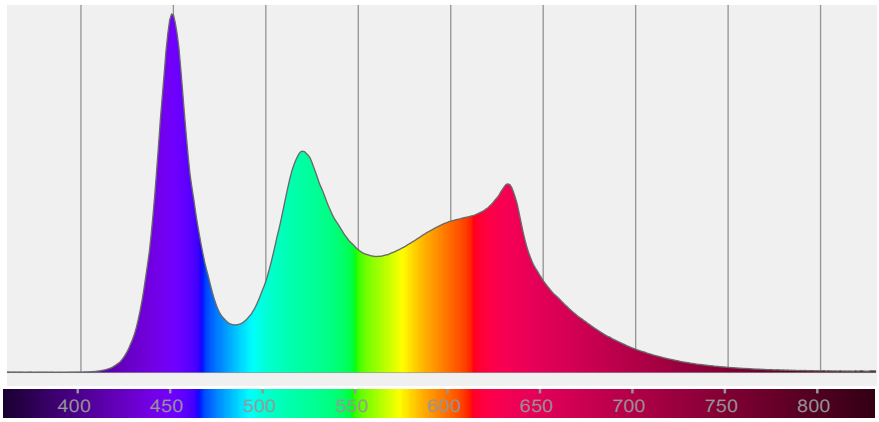

COLOR DETAILS

PROLIGHTS

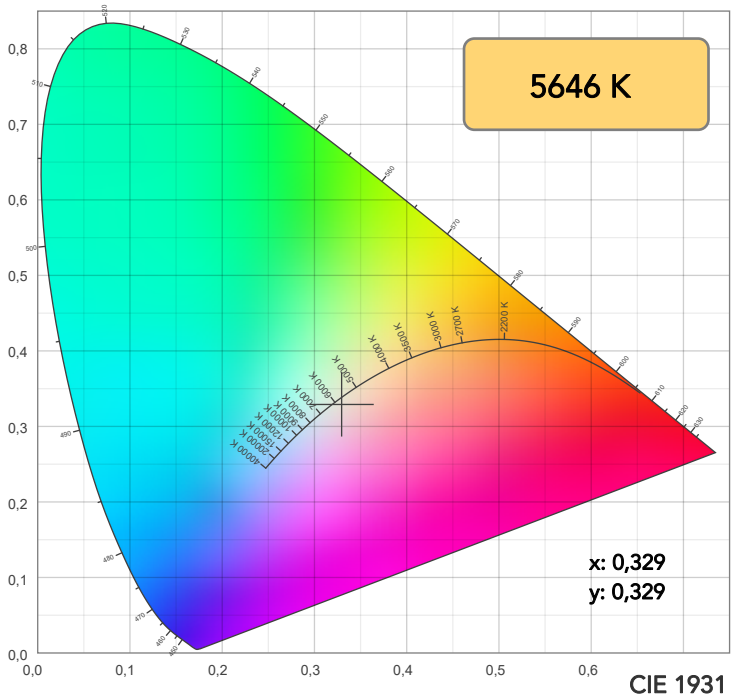

CIE 1931

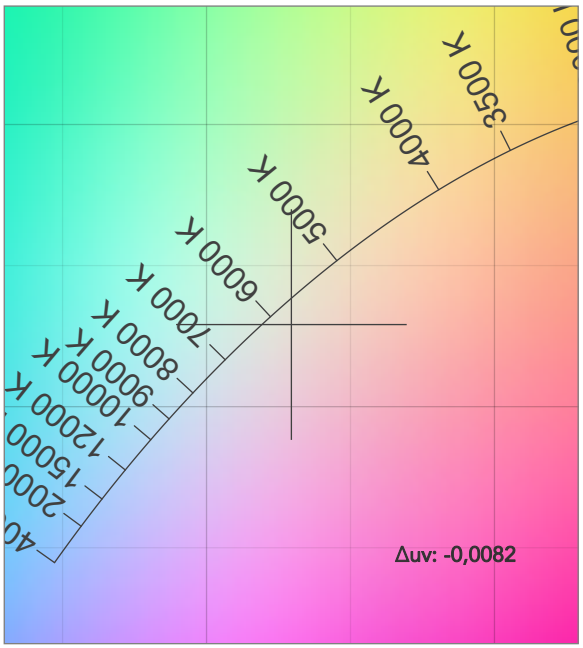

CIE 1931 ZOOM

TM30: 89,3

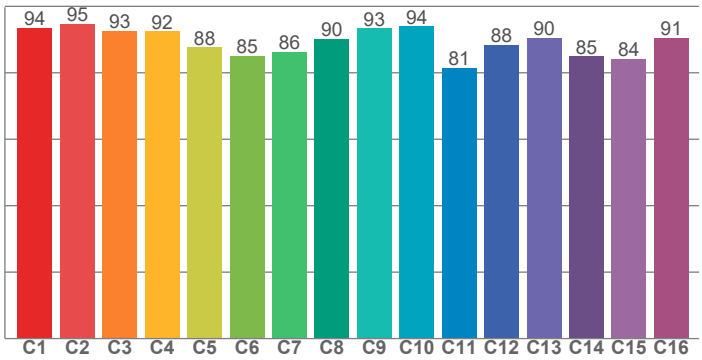

CRI: 89,9 (R1-R8)

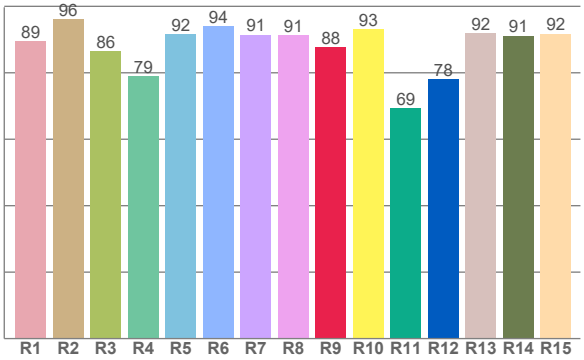

CRI R values, only R1-R8 are used to calculate final CRI value

R1	R2	R3	R4	R5	R6	R7	R8	R9	R10	R11	R12	R13	R14	R15
89,4	96,1	86,5	79,0	91,6	94,0	91,4	91,3	87,7	93,1	69,3	78,0	91,8	91,2	91,7

TM30 C values, 16 binned values out of total of 99 C values

C1	C2	C3	C4	C5	C6	C7	C8	C9	C10	C11	C12	C13	C14	C15	C16
93,6	94,7	92,7	92,5	87,6	85,0	86,2	90,2	93,3	93,9	81,5	88,4	90,4	85,0	84,1	90,5

CQS Q values

Q1	Q2	Q3	Q4	Q5	Q6	Q7	Q8	Q9	Q10	Q11	Q12	Q13	Q14	Q15
98,5	94,6	81,9	93,5	92,8	87,4	95,2	95,2	90,4	90,8	98,9	99,3	98,5	96,1	98,7

CQS: 92,5

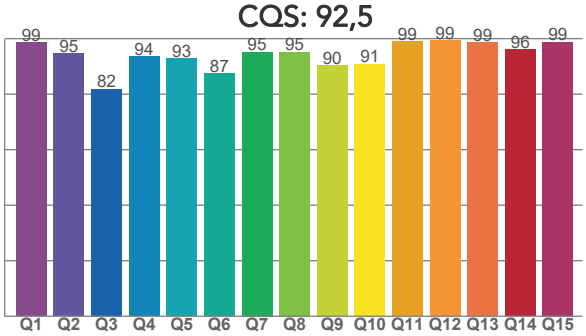

COLOR PARAMETERS

Color temperature	Color rendering index	Red component	Color fidelity	Color gamut	Color quality scale	Television lighting index	Color coordinate cie 1931	Color coordinate cie 1931	Color diviation from black body
CCT	CRI	CRI R9	TM30 Rf	TM30 Rg	CQS	TLCI	x	y	Δuv
5646 K	89,9	87,7	89,3	108,8	92,5	85	0,329	0,329	-0,0082

PROLIGHTS is a trademark of
MUSIC & LIGHTS S.r.l.
musiclights.it

Via A. Olivetti snc
04026 - Minturno (LT) ITALY
Tel: +39 0771 72190

prolights.it
info@prolights.it

TM30 DETAILS

PROLIGHTS

Rf 89,3

Fidelity index Rf

Rg 108,8

Gammut index

		Graphic shifts (%)	
Hue Bin	R_f	Chroma	Hue
1	94	2%	-1%
2	95	2%	0%
3	93	2%	3%
4	92	1%	4%
5	88	3%	5%
6	85	10%	5%
7	86	9%	1%
8	90	5%	-2%
9	93	0%	-1%
10	94	-2%	3%
11	81	1%	11%
12	88	3%	7%
13	90	7%	5%
14	85	7%	6%
15	84	14%	-4%
16	91	5%	-1%

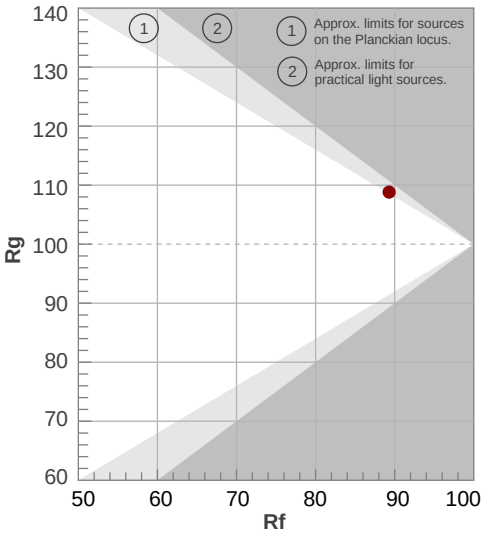

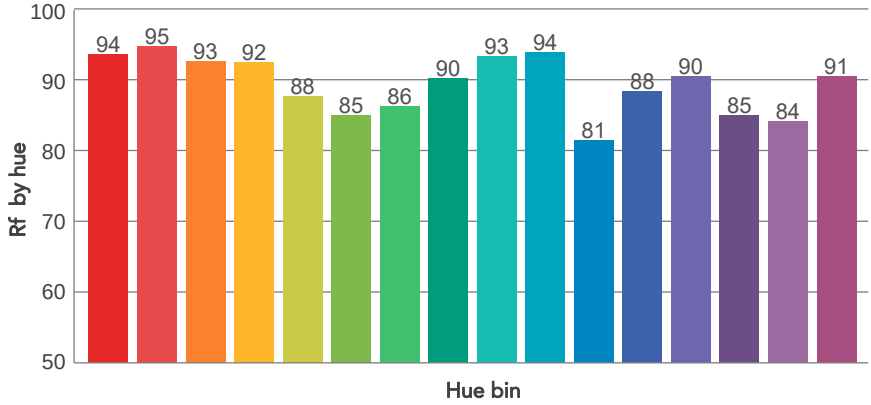

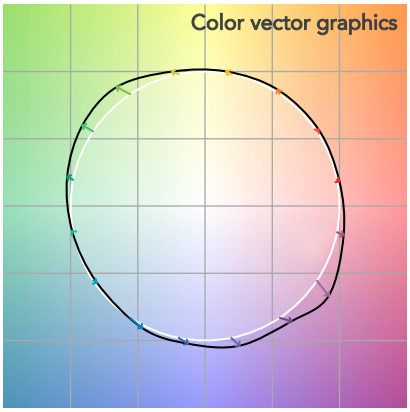

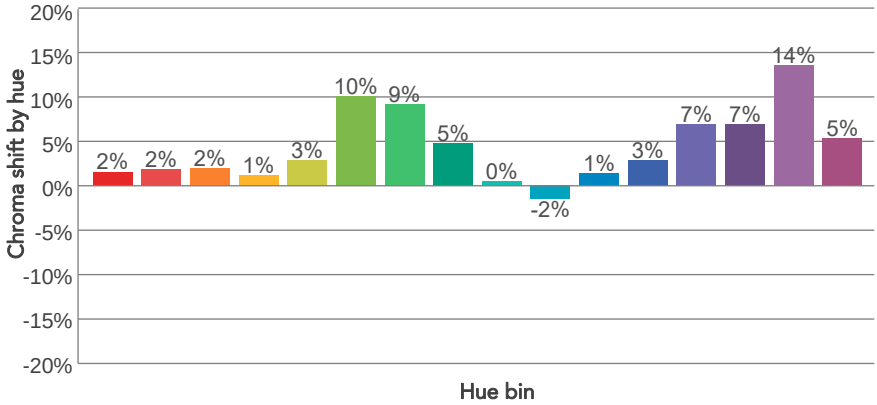

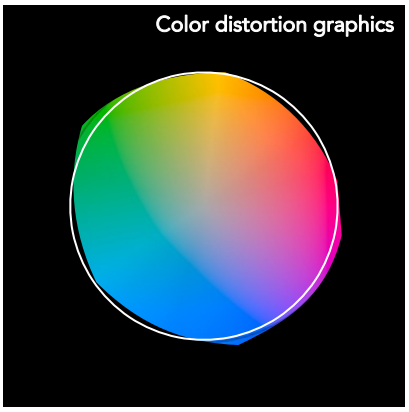

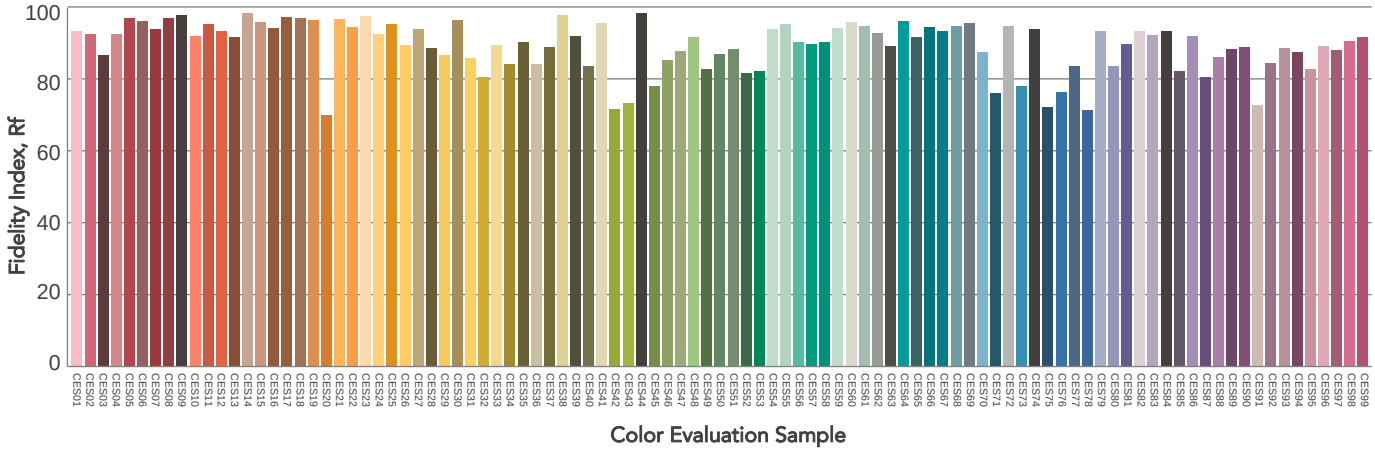

PROLIGHTS is a trademark of
MUSIC & LIGHTS S.r.l.
musiclights.it

Via A. Olivetti snc
04026 - Minturno (LT) ITALY
Tel: +39 0771 72190

prolights.it
info@prolights.it

BEAM DETAILS

Beam angle 50%	Field angle 10%	Cut off angle 2,5%	Intensity ratio in 120° cone	Intensity ratio in 90° cone
11,5°	20,6°	31°	95,3%	92,3%

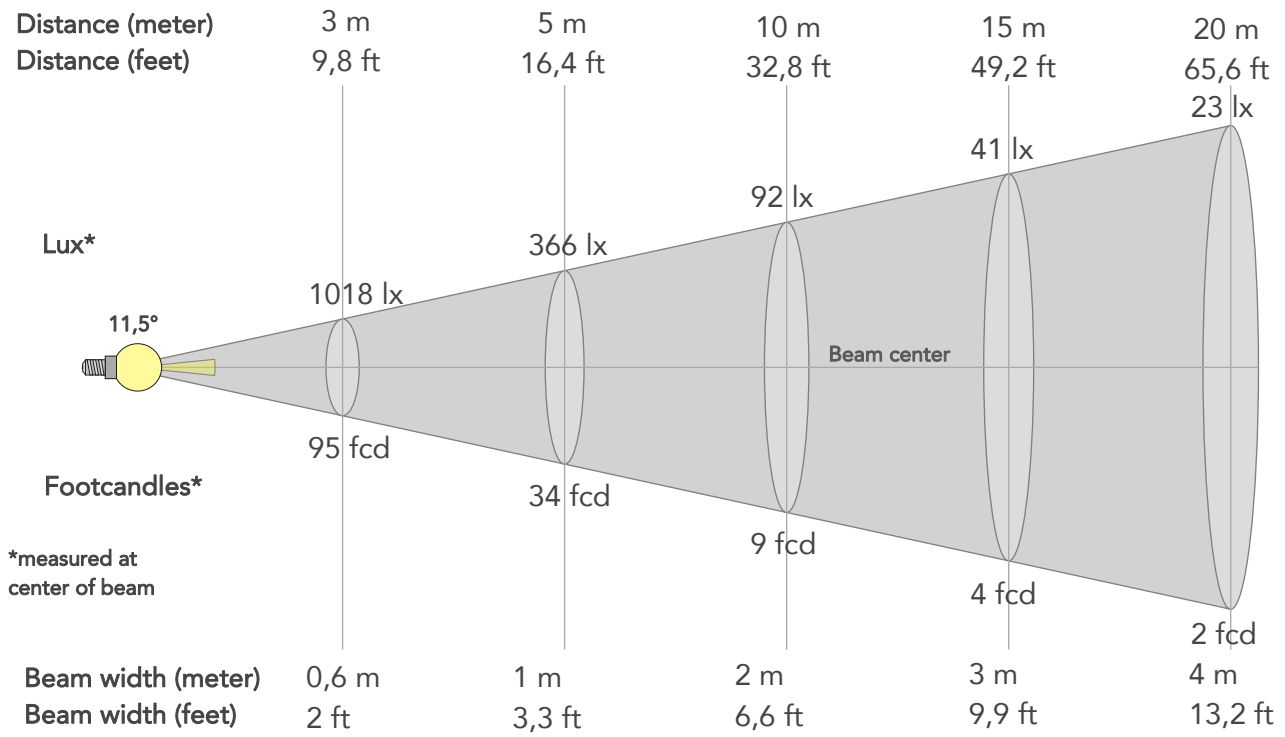

BEAM INTENSITIES AND WIDTHS

Distance	1m	2m	3m	4m	5m	7,5m	10m	15m	20m	25m	30m	40m	50m
Distance	3,3ft	6,6ft	9,8ft	13,1ft	16,4ft	24,6ft	32,8ft	49,2ft	65,6ft	82ft	98,4ft	131,2ft	164ft
Lux	9158lx	2290lx	1018lx	572lx	366lx	163lx	92lx	41lx	23lx	15lx	10lx	6lx	4lx
Footcand.	851fcd	213fcd	95fcd	53fcd	34fcd	15fcd	9fcd	4fcd	2fcd	1fcd	1fcd	1fcd	0fcd
Beam wid.	0,2m	0,4m	0,6m	0,8m	1m	1,5m	2m	3m	4m	5m	6,1m	8,1m	10,1m
Beam wid.	0,7ft	1,3ft	2ft	2,6ft	3,3ft	5ft	6,6ft	9,9ft	13,2ft	16,6ft	19,9ft	26,5ft	33,1ft

LINEAR DISTRIBUTION DIAGRAM

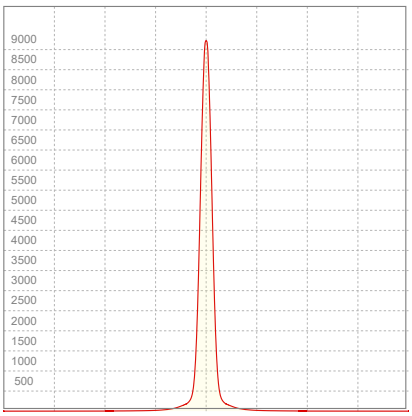

ELECTRICAL SPECIFICATIONS

Input voltage	Input current	Input power	Power FC	Effeciency
227V	0,114A	12,9W	0,5	44lm/W

PROLIGHTS is a trademark of
MUSIC & LIGHTS S.r.l.
musiclights.it

Via A. Olivetti snc
04026 - Minturno (LT) ITALY
Tel: +39 0771 72190

prolights.it
info@prolights.it

ISO DIAGRAMS

ISO CANDELA DIAGRAM

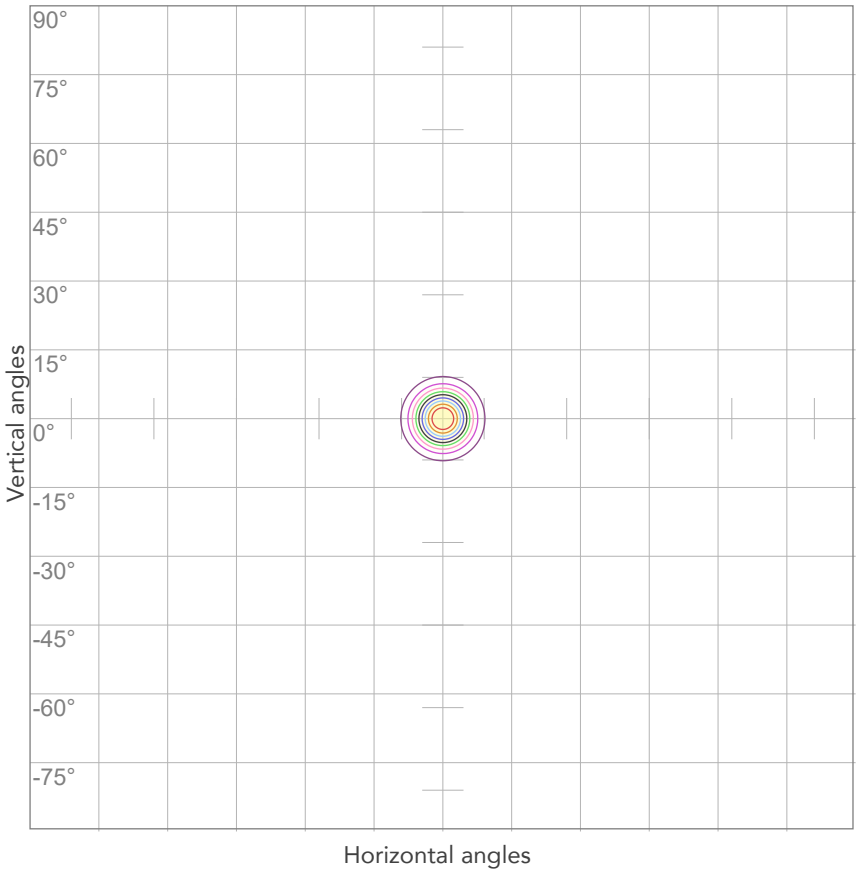

10%	916 cd
20%	1832 cd
30%	2747 cd
40%	3663 cd
50%	4579 cd
60%	5495 cd
70%	6411 cd
80%	7326 cd

Conditions:

Number of c-planes: 2

Candela at center: 9158 cd

ISO LUX DIAGRAM

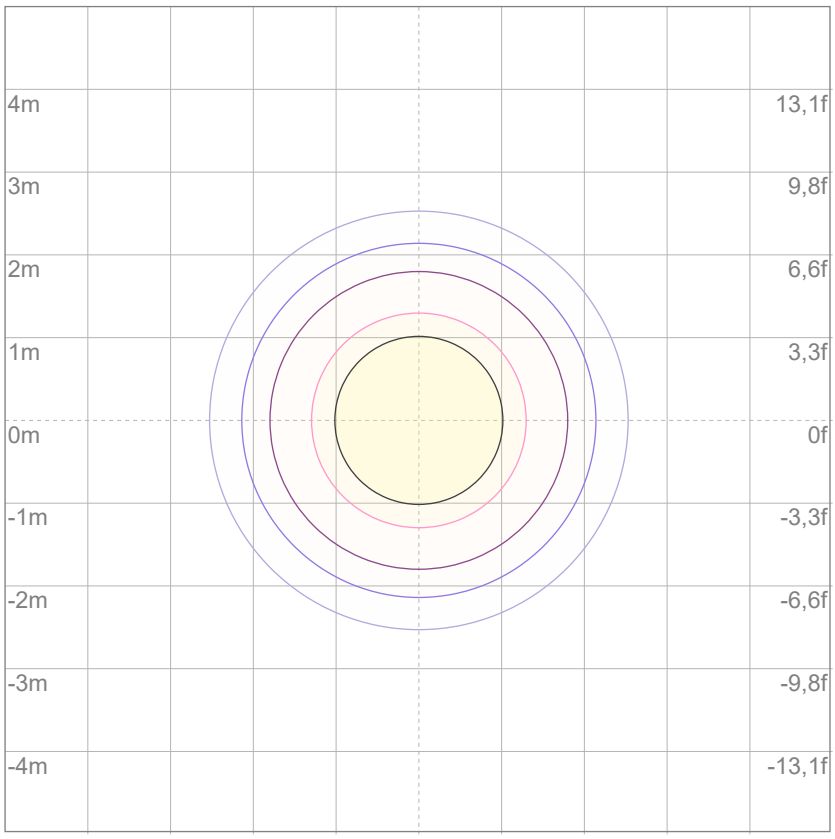

Mounting height: 10 meters (33 feet)

3%	2,75 lx
5%	4,58 lx
10%	9,16 lx
30%	27,5 lx
50%	45,8 lx

Conditions:

Number of c-planes: 2

Lux at center: 91,6 lx

Lux distribution on a surface when lamp is mounted at 10 meters from the surface.

Total lumen output:

540 lm

Peak candela output:

2070 cd

Light quality:

CRI: 89,9

Color temperature:

5628 K

PRODUCT NAME:

ARCSPOTXSFC

MEASURAMENT CONDITIONS:

Beam angle:
10° + 20° Filter

Target:
5600K

Operator:
Salvatore Giglio

Date and time:
21/05/2024 13:28:45

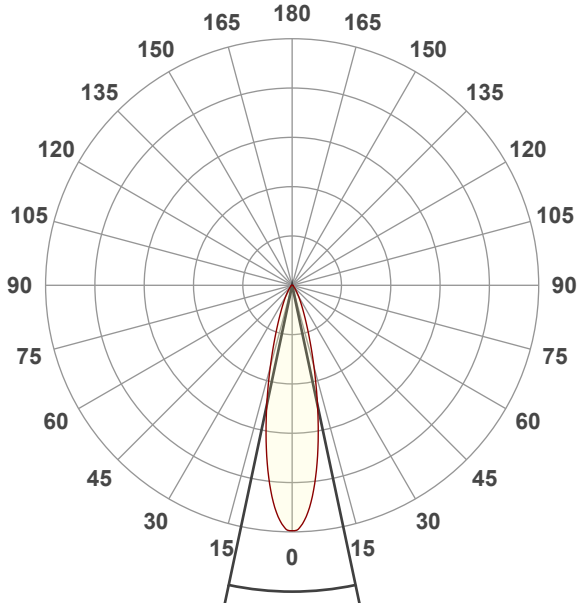

Beam angle 50%: 23,9°
Field angle 10%: 48,9°
Cut off angle 2.5%: 74,1°

Spectra

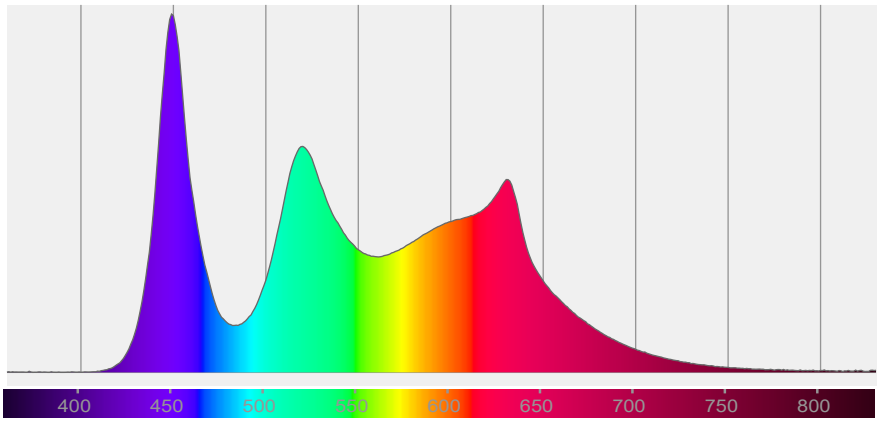

COLOR DETAILS

PROLIGHTS

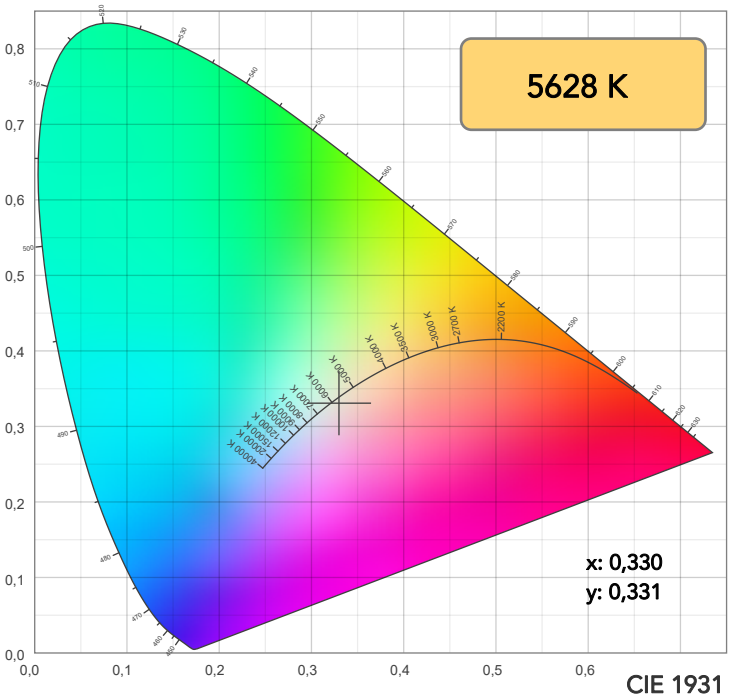

CIE 1931

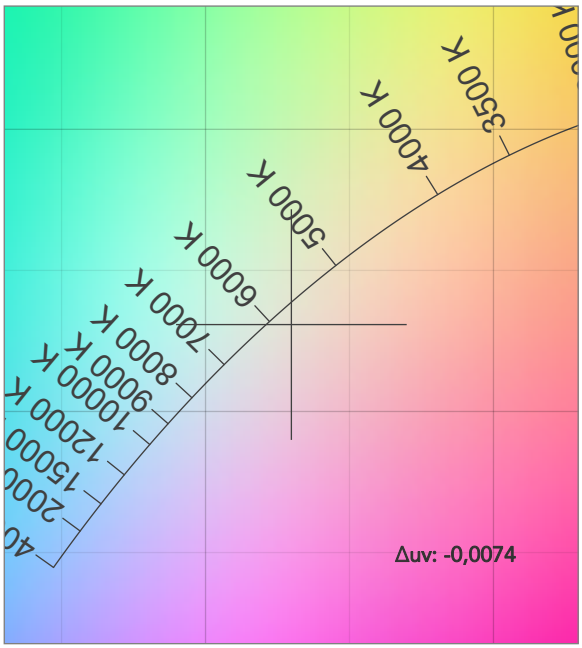

CIE 1931 ZOOM

TM30: 89,4

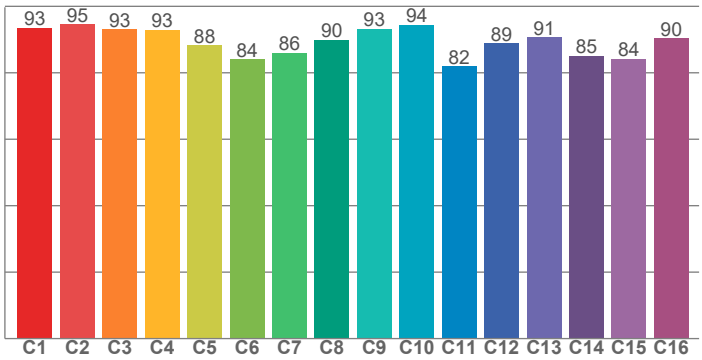

CRI: 89,9 (R1-R8)

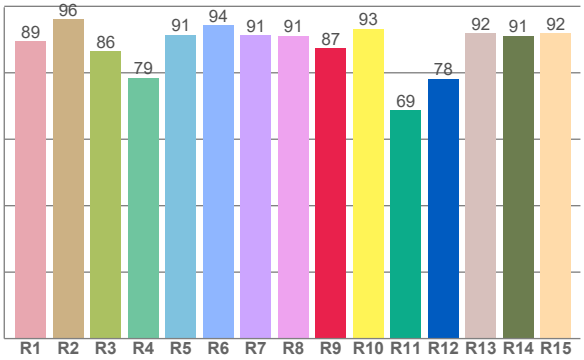

CRI R values, only R1-R8 are used to calculate final CRI value

R1	R2	R3	R4	R5	R6	R7	R8	R9	R10	R11	R12	R13	R14	R15
89,4	96,2	86,5	78,5	91,5	94,4	91,3	91,1	87,4	93,3	68,7	78,2	91,9	91,2	91,9

TM30 C values, 16 binned values out of total of 99 C values

C1	C2	C3	C4	C5	C6	C7	C8	C9	C10	C11	C12	C13	C14	C15	C16
93,4	94,6	93,1	92,9	88,3	84,0	85,9	90,0	93,2	94,4	82,0	88,8	90,7	85,0	84,2	90,3

CQS Q values

Q1	Q2	Q3	Q4	Q5	Q6	Q7	Q8	Q9	Q10	Q11	Q12	Q13	Q14	Q15
98,6	94,8	82,5	94,5	92,0	87,0	95,2	95,0	90,6	91,3	99,5	98,6	98,1	96,2	98,7

CQS: 92,6

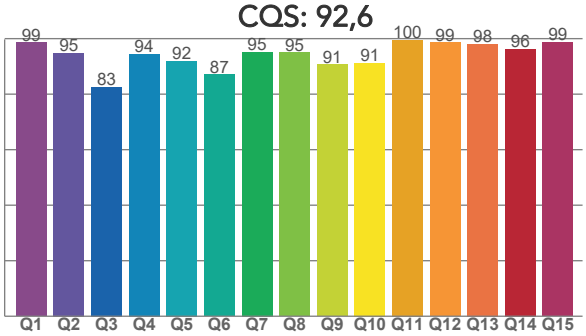

COLOR PARAMETERS

Color temperature	Color rendering index	Red component	Color fidelity	Color gamut	Color quality scale	Television lighting index	Color coordinate cie 1931	Color coordinate cie 1931	Color diviation from black body
CCT	CRI	CRI R9	TM30 Rf	TM30 Rg	CQS	TLCI	x	y	Δuv
5628 K	89,9	87,4	89,4	108,9	92,6	84	0,330	0,331	-0,0074

PROLIGHTS is a trademark of
MUSIC & LIGHTS S.r.l.
musiclights.it

Via A. Olivetti snc
04026 - Minturno (LT) ITALY
Tel: +39 0771 72190

prolights.it
info@prolights.it

TM30 DETAILS

PROLIGHTS

Rf 89,4

Fidelity index Rf

Rg 108,9

Gammut index

		Graphic shifts (%)	
Hue Bin	R_f	Chroma	Hue
1	93	2%	-2%
2	95	2%	0%
3	93	2%	3%
4	93	1%	4%
5	88	3%	5%
6	84	10%	6%
7	86	9%	1%
8	90	5%	-2%
9	93	1%	-1%
10	94	-1%	2%
11	82	1%	11%
12	89	3%	7%
13	91	7%	5%
14	85	7%	6%
15	84	13%	-4%
16	90	5%	-1%

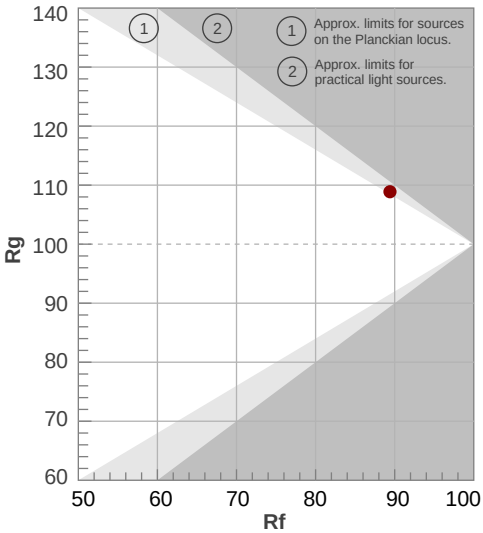

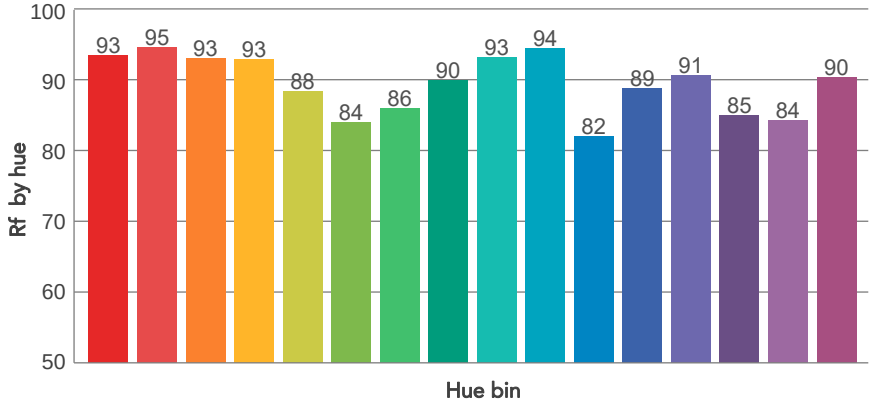

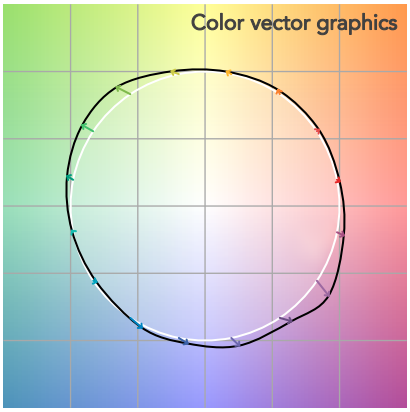

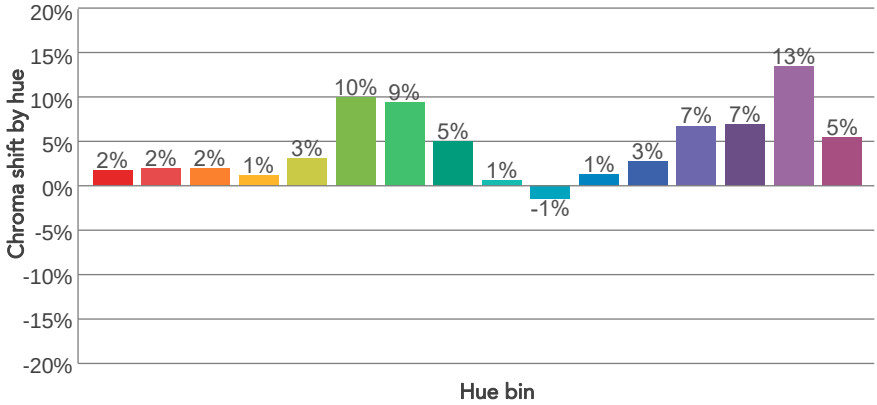

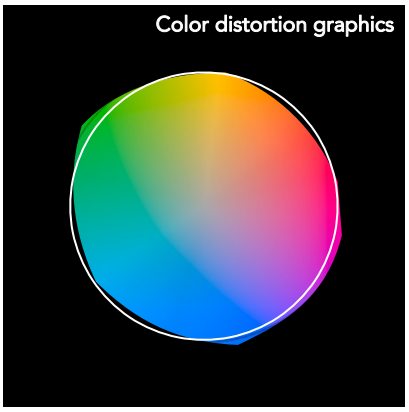

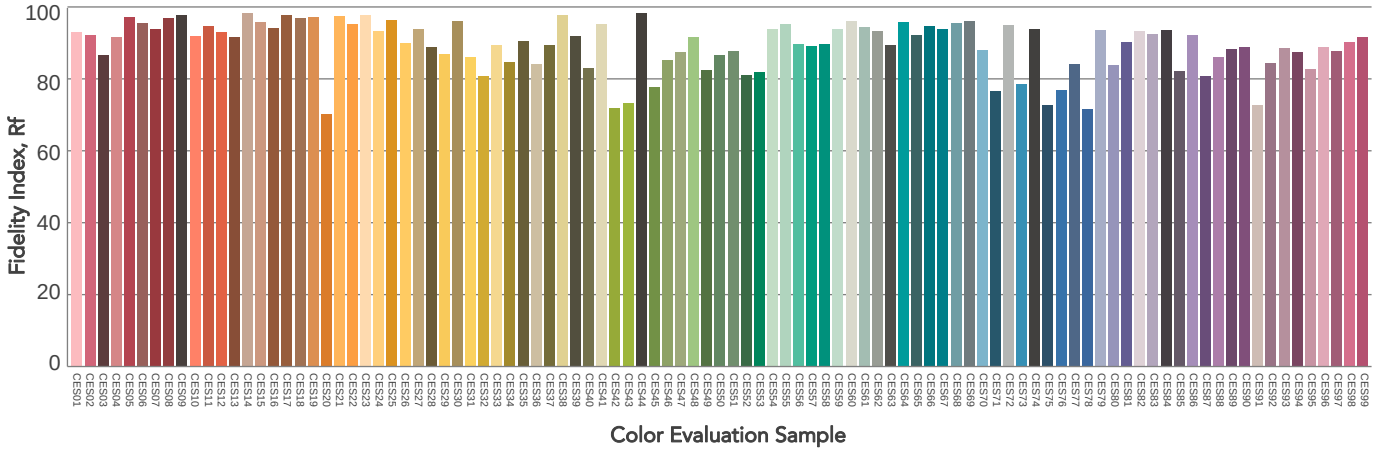

PROLIGHTS is a trademark of
MUSIC & LIGHTS S.r.l.
musiclights.it

Via A. Olivetti snc
04026 - Minturno (LT) ITALY
Tel: +39 0771 72190

prolights.it
info@prolights.it

BEAM DETAILS

Beam angle 50%	Field angle 10%	Cut off angle 2,5%	Intensity ratio in 120° cone	Intensity ratio in 90° cone
23,9°	48,9°	74,1°	96,8%	92,8%

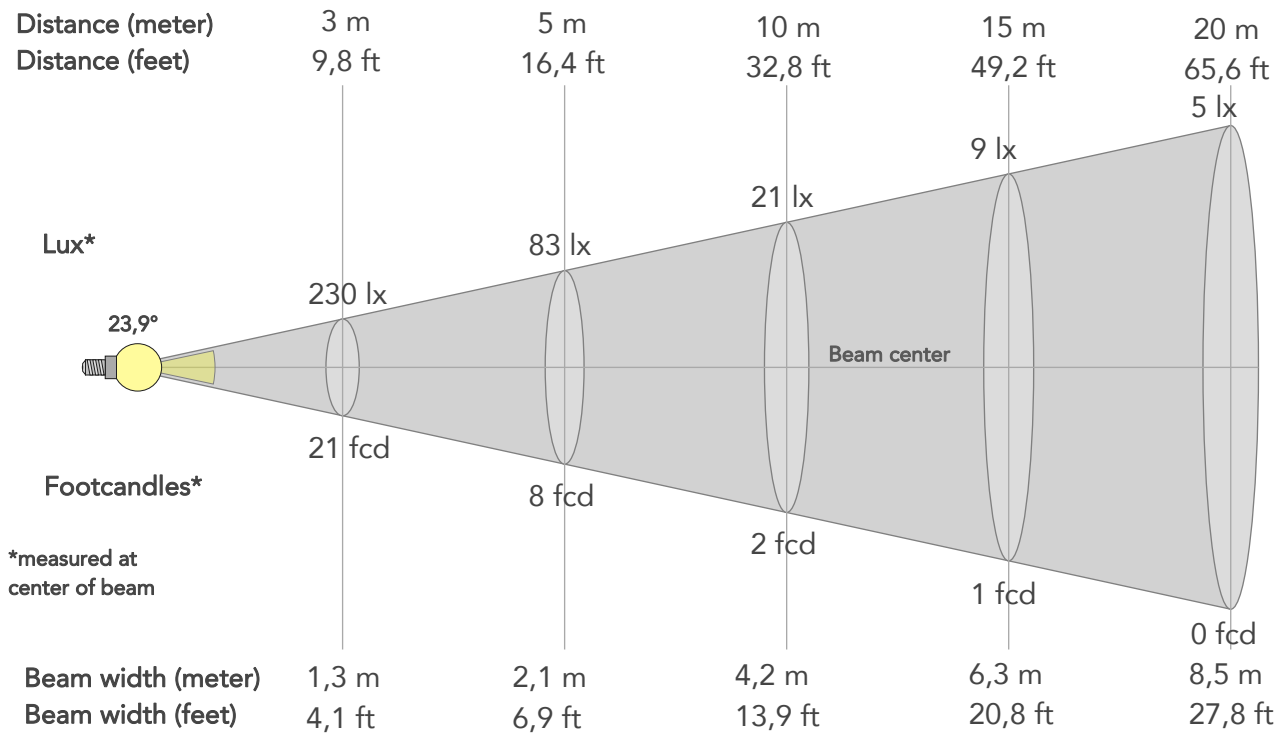

BEAM INTENSITIES AND WIDTHS

Distance	1m	2m	3m	4m	5m	7,5m	10m	15m	20m	25m	30m	40m	50m
Distance	3,3ft	6,6ft	9,8ft	13,1ft	16,4ft	24,6ft	32,8ft	49,2ft	65,6ft	82ft	98,4ft	131,2ft	164ft
Lux	2070lx	518lx	230lx	129lx	83lx	37lx	21lx	9lx	5lx	3lx	2lx	1lx	1lx
Footcand.	192fcd	48fcd	21fcd	12fcd	8fcd	3fcd	2fcd	1fcd	0fcd	0fcd	0fcd	0fcd	0fcd
Beam wid.	0,4m	0,8m	1,3m	1,7m	2,1m	3,2m	4,2m	6,3m	8,5m	10,6m	12,7m	16,9m	21,2m
Beam wid.	1,4ft	2,8ft	4,1ft	5,5ft	6,9ft	10,4ft	13,9ft	20,8ft	27,8ft	34,7ft	41,7ft	55,5ft	69,4ft

LINEAR DISTRIBUTION DIAGRAM

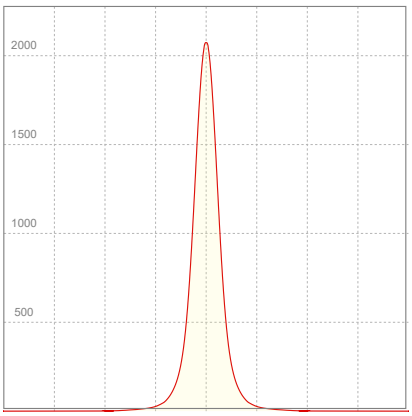

ELECTRICAL SPECIFICATIONS

Input voltage	Input current	Input power	Power FC	Effeciency
228V	0,119A	13,0W	0,48	42lm/W

PROLIGHTS is a trademark of
MUSIC & LIGHTS S.r.l.
musiclights.it

Via A. Olivetti snc
04026 - Minturno (LT) ITALY
Tel: +39 0771 72190

prolights.it
info@prolights.it

ISO DIAGRAMS

ISO CANDELA DIAGRAM

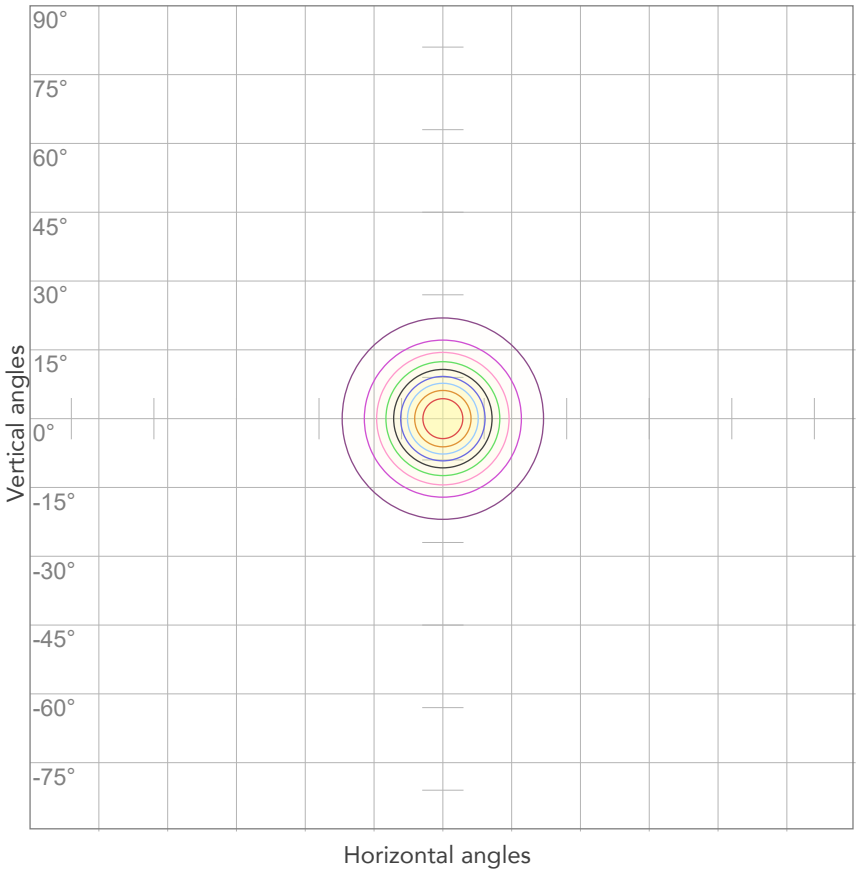

10%	207 cd
20%	414 cd
30%	621 cd
40%	828 cd
50%	1035 cd
60%	1242 cd
70%	1449 cd
80%	1656 cd

Conditions:

Number of c-planes: 2

Candela at center: 2070 cd

ISO LUX DIAGRAM

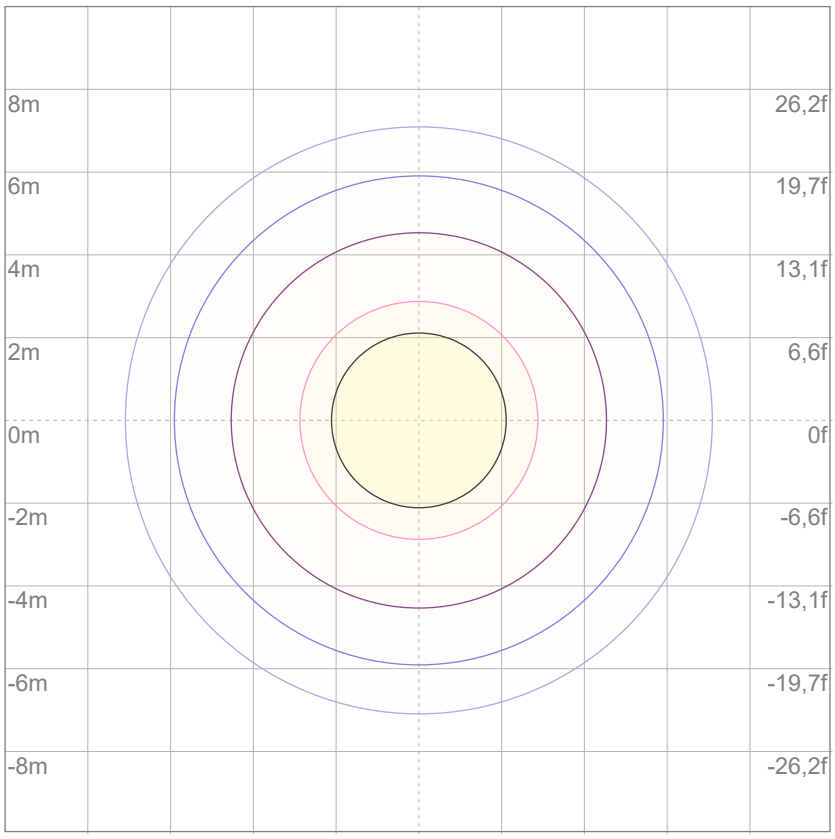

Mounting height: 10 meters (33 feet)

3%	0,621 lx
5%	1,04 lx
10%	2,07 lx
30%	6,21 lx
50%	10,4 lx

Conditions:

Number of c-planes: 2

Lux at center: 20,7 lx

Lux distribution on a surface when lamp is mounted at 10 meters from the surface.

Total lumen output:

539 lm

Peak candela output:

698 cd

Light quality:

CRI: 89,7

Color temperature:

5641 K

PRODUCT NAME:

ARCSPOTXSFC

MEASURAMENT CONDITIONS:

Beam angle:
10° + 40° Filter

Target:
5600K

Operator:
Salvatore Giglio

Date and time:
21/05/2024 14:34:48

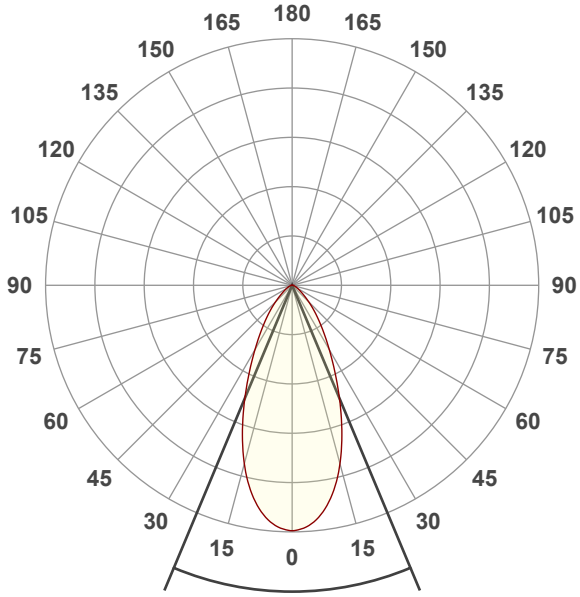

Beam angle 50%: 45,4°
Field angle 10%: 89,3°
Cut off angle 2.5%: 122,2°

Spectra

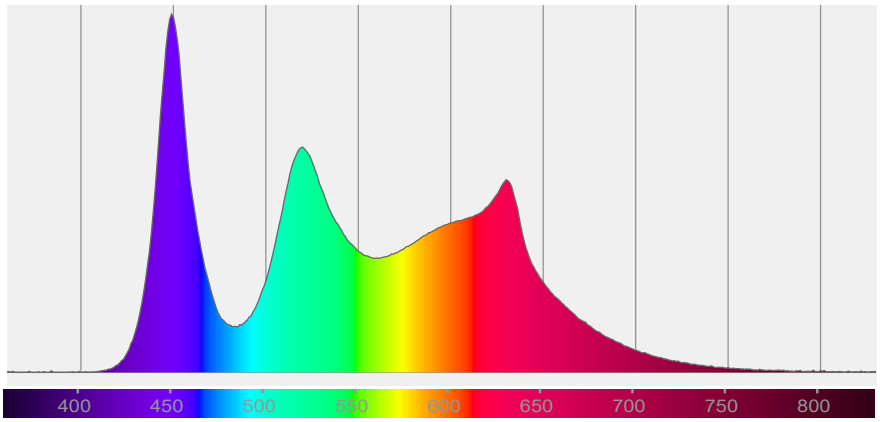

COLOR DETAILS

PROLIGHTS

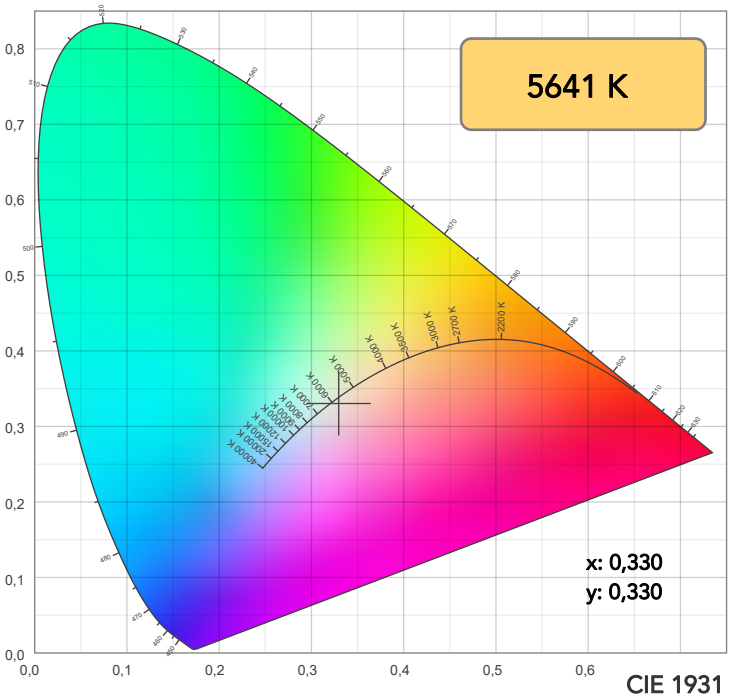

CIE 1931

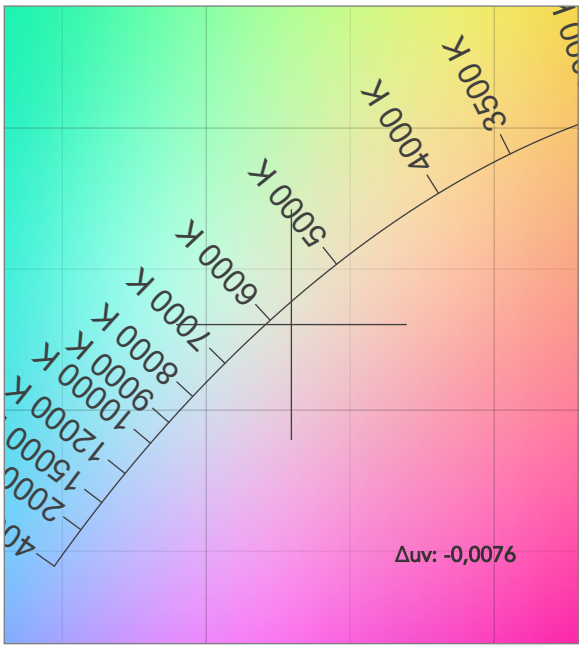

CIE 1931 ZOOM

TM30: 89,3

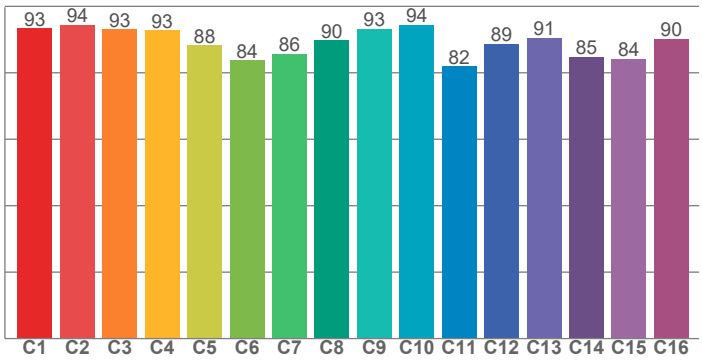

CRI: 89,7 (R1-R8)

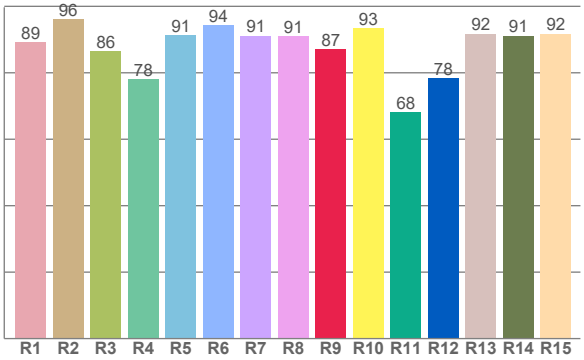

CRI R values, only R1-R8 are used to calculate final CRI value

R1	R2	R3	R4	R5	R6	R7	R8	R9	R10	R11	R12	R13	R14	R15
89,2	96,1	86,4	78,1	91,3	94,3	91,1	90,9	87,1	93,3	68,2	78,4	91,8	91,1	91,7

TM30 C values, 16 binned values out of total of 99 C values

C1	C2	C3	C4	C5	C6	C7	C8	C9	C10	C11	C12	C13	C14	C15	C16
93,4	94,5	93,0	92,8	88,2	83,8	85,7	89,7	93,1	94,5	81,9	88,7	90,6	84,8	84,1	90,2

CQS Q values

Q1	Q2	Q3	Q4	Q5	Q6	Q7	Q8	Q9	Q10	Q11	Q12	Q13	Q14	Q15
98,6	94,7	82,5	94,6	91,7	86,8	95,3	94,8	90,5	91,3	99,5	98,5	98,0	96,2	98,7

CQS: 92,5

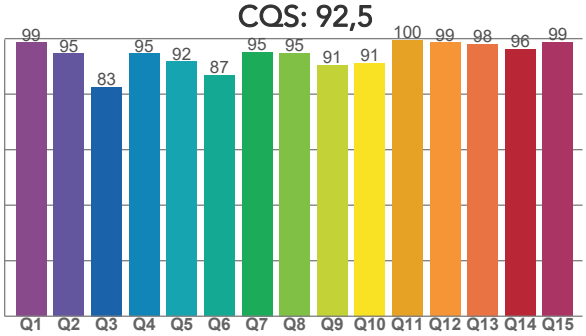

COLOR PARAMETERS

Color temperature	Color rendering index	Red component	Color fidelity	Color gamut	Color quality scale	Television lighting index	Color coordinate cie 1931	Color coordinate cie 1931	Color diviation from black body
CCT	CRI	CRI R9	TM30 Rf	TM30 Rg	CQS	TLCI	x	y	Δuv
5641 K	89,7	87,1	89,3	109,0	92,5	84	0,330	0,330	-0,0076

PROLIGHTS is a trademark of
MUSIC & LIGHTS S.r.l.
musiclights.it

Via A. Olivetti snc
04026 - Minturno (LT) ITALY
Tel: +39 0771 72190

prolights.it
info@prolights.it

TM30 DETAILS

PROLIGHTS

Rf 89,3

Fidelity index Rf

Rg 109,0

Gammut index

		Graphic shifts (%)	
Hue Bin	R_f	Chroma	Hue
1	93	2%	-2%
2	94	2%	0%
3	93	2%	3%
4	93	1%	4%
5	88	3%	5%
6	84	10%	6%
7	86	10%	1%
8	90	5%	-2%
9	93	1%	-1%
10	94	-1%	2%
11	82	1%	11%
12	89	3%	7%
13	91	7%	5%
14	85	7%	6%
15	84	14%	-4%
16	90	6%	-1%

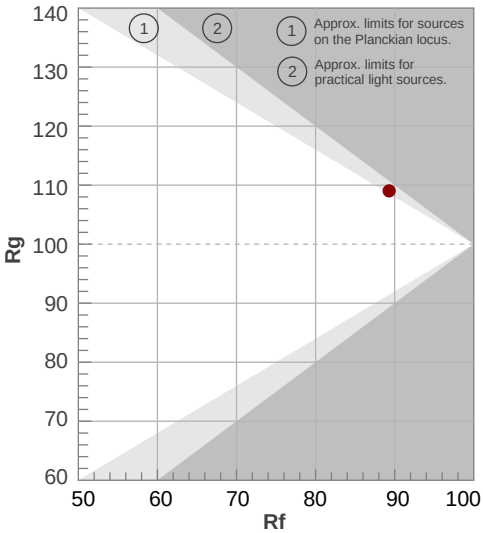

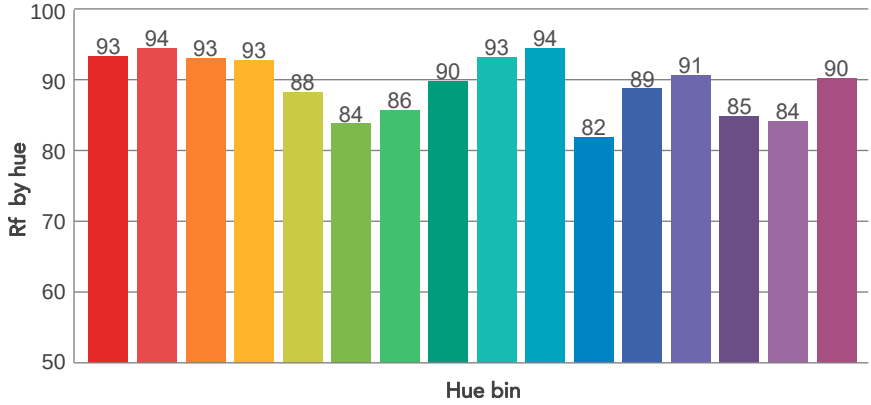

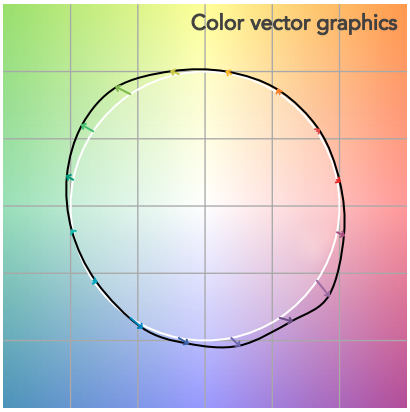

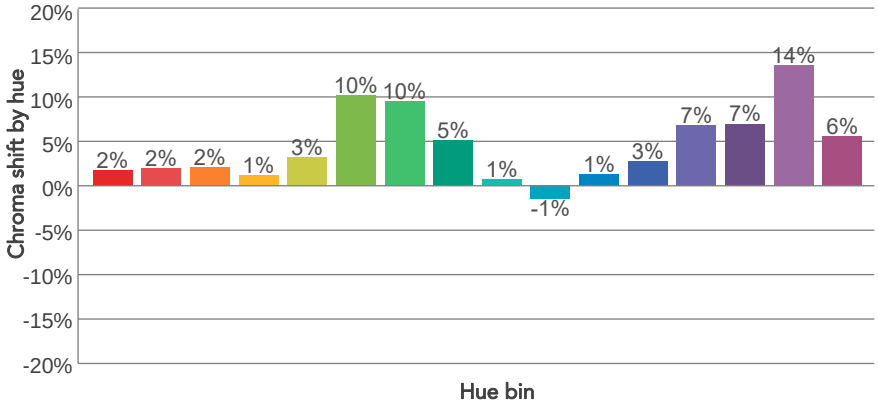

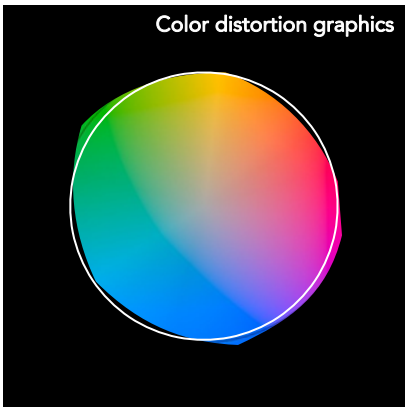

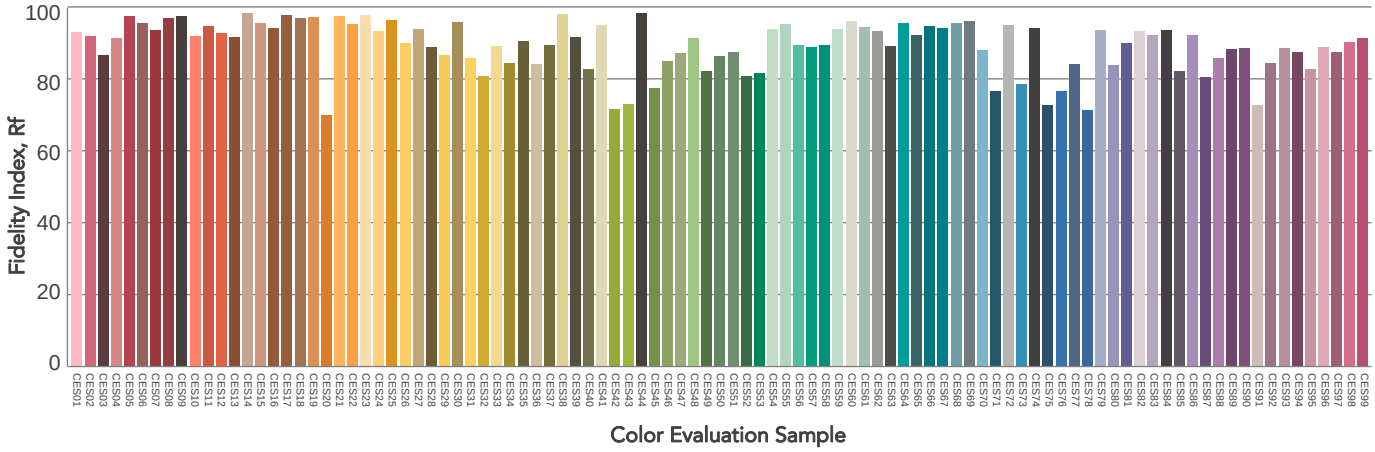

PROLIGHTS is a trademark of
MUSIC & LIGHTS S.r.l.
musiclights.it

Via A. Olivetti snc
04026 - Minturno (LT) ITALY
Tel: +39 0771 72190

prolights.it
info@prolights.it

BEAM DETAILS

Beam angle 50%	Field angle 10%	Cut off angle 2,5%	Intensity ratio in 120° cone	Intensity ratio in 90° cone
45,4°	89,3°	122,2°	96,0%	87,2%

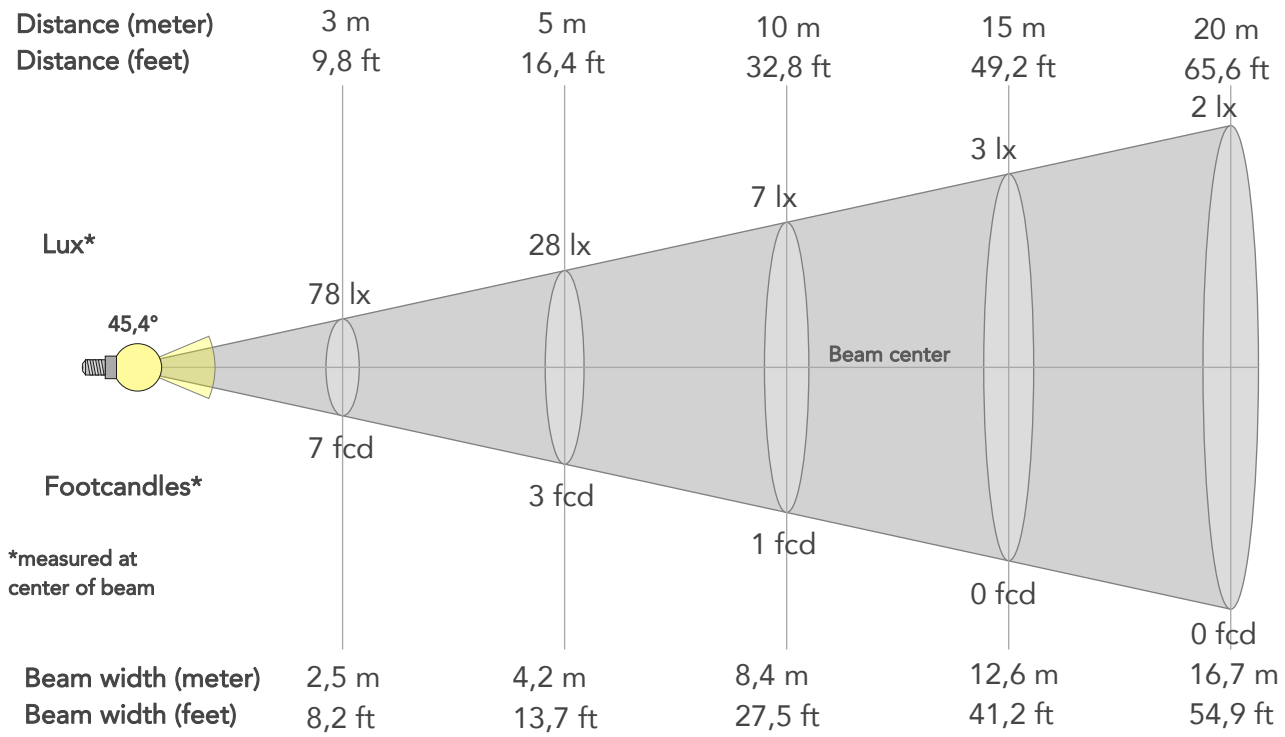

BEAM INTENSITIES AND WIDTHS

Distance	1m	2m	3m	4m	5m	7,5m	10m	15m	20m	25m	30m	40m	50m
Distance	3,3ft	6,6ft	9,8ft	13,1ft	16,4ft	24,6ft	32,8ft	49,2ft	65,6ft	82ft	98,4ft	131,2ft	164ft
Lux	698lx	174lx	78lx	44lx	28lx	12lx	7lx	3lx	2lx	1lx	1lx	0lx	0lx
Footcand.	65fcd	16fcd	7fcd	4fcd	3fcd	1fcd	1fcd	0fcd	0fcd	0fcd	0fcd	0fcd	0fcd
Beam wid.	0,8m	1,7m	2,5m	3,3m	4,2m	6,3m	8,4m	12,6m	16,7m	20,9m	25,1m	33,5m	41,9m
Beam wid.	2,8ft	5,5ft	8,2ft	11ft	13,7ft	20,6ft	27,5ft	41,2ft	54,9ft	68,7ft	82,4ft	109,9ft	137,3ft

LINEAR DISTRIBUTION DIAGRAM

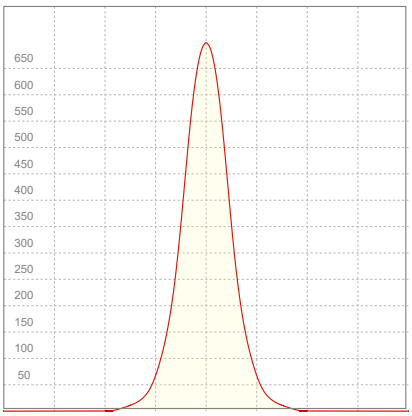

ELECTRICAL SPECIFICATIONS

Input voltage	Input current	Input power	Power FC	Effeciency
229V	0,117A	13,0W	0,49	41lm/W

ISO DIAGRAMS

ISO CANDELA DIAGRAM

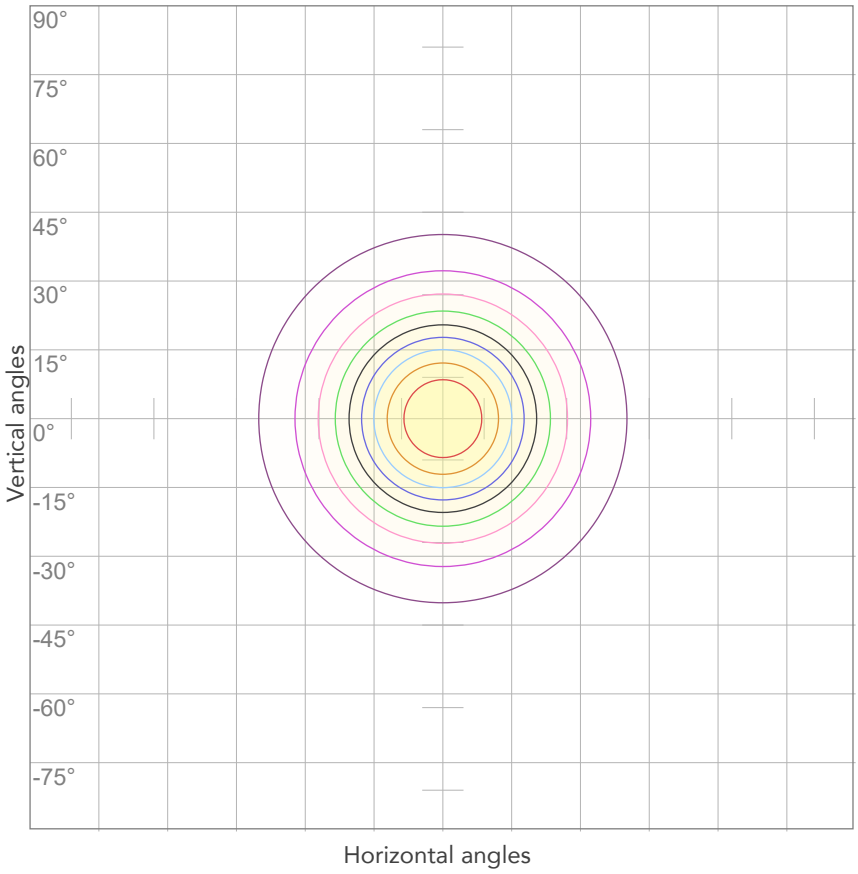

10%	70 cd
20%	140 cd
30%	209 cd
40%	279 cd
50%	349 cd
60%	419 cd
70%	488 cd
80%	558 cd

Conditions:

Number of c-planes: 2

Candela at center: 698 cd

ISO LUX DIAGRAM

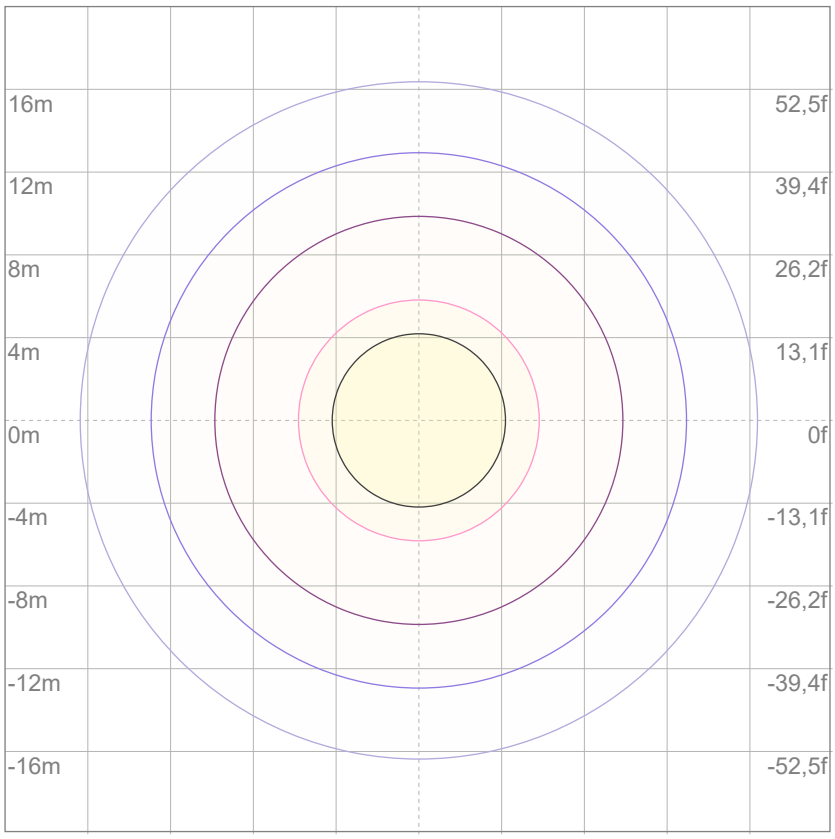

Mounting height: 10 meters (33 feet)

3%	0,209 lx
5%	0,349 lx
10%	0,698 lx
30%	2,09 lx
50%	3,49 lx

Conditions:

Number of c-planes: 2

Lux at center: 6,98 lx

Lux distribution on a surface when lamp is mounted at 10 meters from the surface.

Total lumen output:

512 lm

Peak candela output:

504 cd

Light quality:

CRI: 89,5

Color temperature:

5623 K

PRODUCT NAME:

ARCSPOTXSFC

MEASURAMENT CONDITIONS:

Beam angle:
10° + 60° Filter

Target:
5600K

Operator:
Salvatore Giglio

Date and time:
21/05/2024 15:32:55

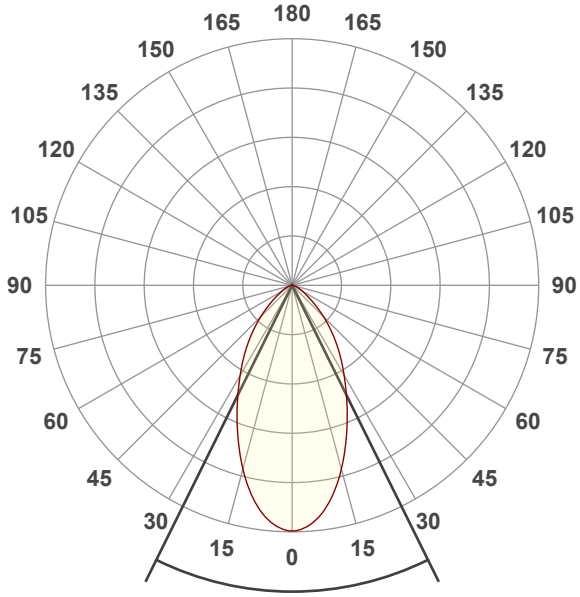

Beam angle 50%: 52,6°
Field angle 10%: 104°
Cut off angle 2.5%: 136,4°

Spectra

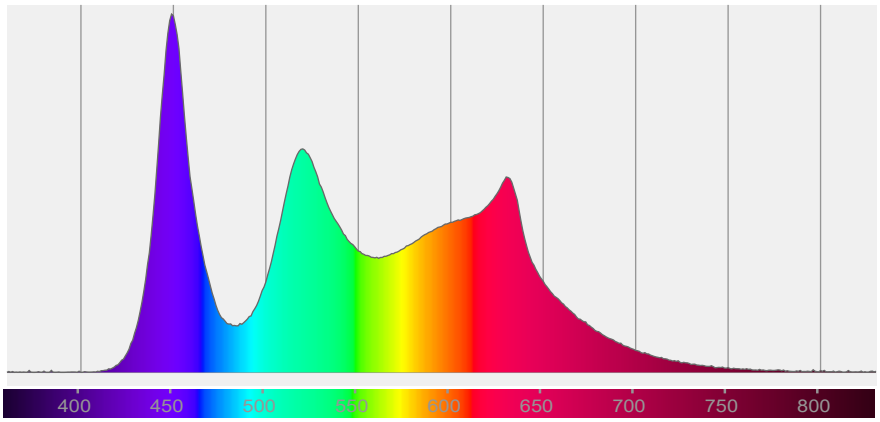

COLOR DETAILS

PROLIGHTS

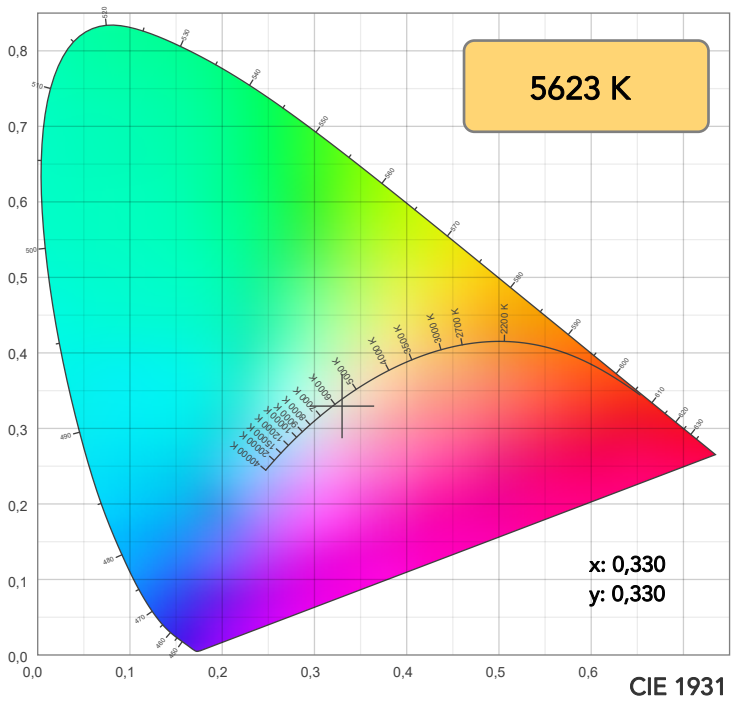

CIE 1931

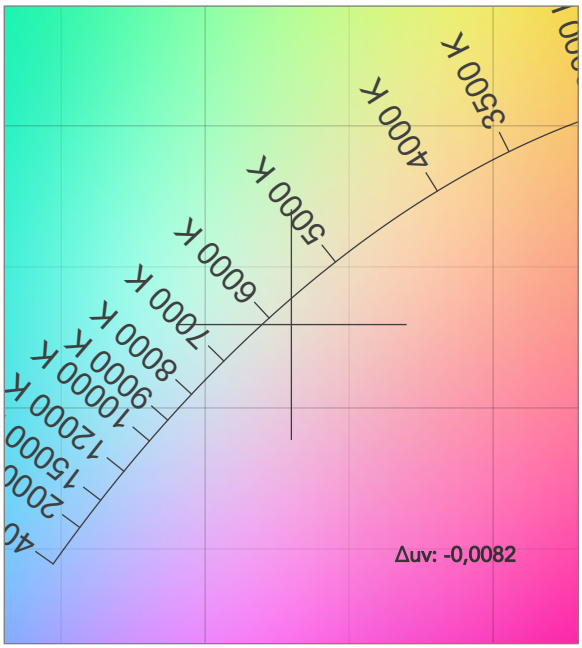

CIE 1931 ZOOM

TM30: 89,2

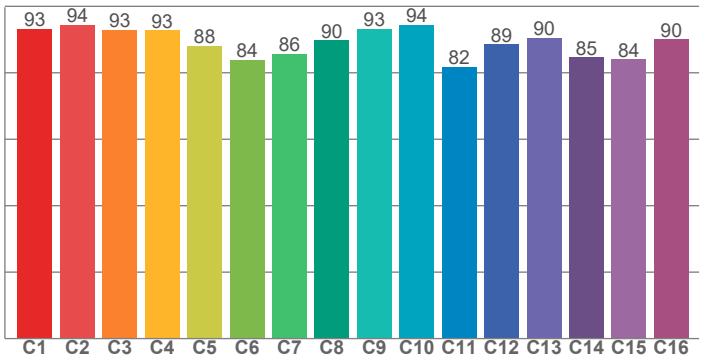

CRI: 89,5 (R1-R8)

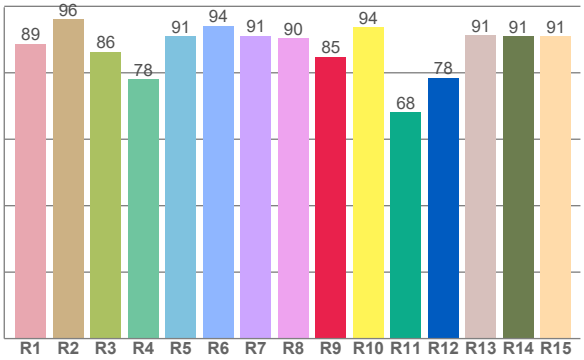

CRI R values, only R1-R8 are used to calculate final CRI value

R1	R2	R3	R4	R5	R6	R7	R8	R9	R10	R11	R12	R13	R14	R15
88,7	96,2	86,3	78,1	90,9	94,1	91,2	90,3	84,8	93,6	68,2	78,5	91,2	91,0	90,9

TM30 C values, 16 binned values out of total of 99 C values

C1	C2	C3	C4	C5	C6	C7	C8	C9	C10	C11	C12	C13	C14	C15	C16
93,2	94,4	92,9	92,7	88,1	83,8	85,7	89,8	93,2	94,4	81,8	88,6	90,5	84,7	84,1	90,1

CQS Q values

Q1	Q2	Q3	Q4	Q5	Q6	Q7	Q8	Q9	Q10	Q11	Q12	Q13	Q14	Q15
98,9	94,7	82,2	94,3	92,1	87,1	95,4	94,8	90,3	91,1	99,5	98,7	98,1	96,0	98,5

CQS: 92,5

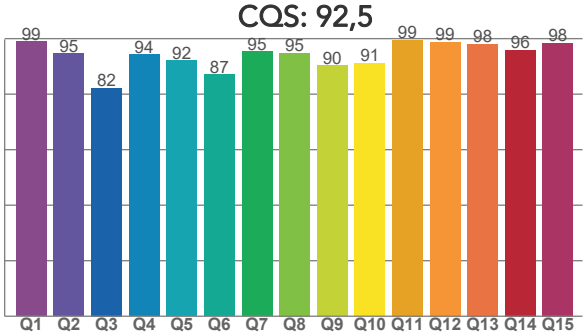

COLOR PARAMETERS

Color temperature	Color rendering index	Red component	Color fidelity	Color gamut	Color quality scale	Television lighting index	Color coordinate cie 1931	Color coordinate cie 1931	Color diviation from black body
CCT	CRI	CRI R9	TM30 Rf	TM30 Rg	CQS	TLCI	x	y	Δuv
5623 K	89,5	84,8	89,2	109,1	92,5	84	0,330	0,330	-0,0082

PROLIGHTS is a trademark of
MUSIC & LIGHTS S.r.l.
musiclights.it

Via A. Olivetti snc
04026 - Minturno (LT) ITALY
Tel: +39 0771 72190

prolights.it
info@prolights.it

TM30 DETAILS

PROLIGHTS

Rf 89,2

Fidelity index Rf

Rg 109,1

Gammut index

		Graphic shifts (%)	
Hue Bin	R_f	Chroma	Hue
1	93	2%	-1%
2	94	2%	0%
3	93	2%	3%
4	93	1%	4%
5	88	3%	5%
6	84	10%	6%
7	86	9%	1%
8	90	5%	-2%
9	93	1%	-1%
10	94	-1%	2%
11	82	1%	11%
12	89	3%	7%
13	90	7%	5%
14	85	7%	6%
15	84	14%	-4%
16	90	6%	-1%

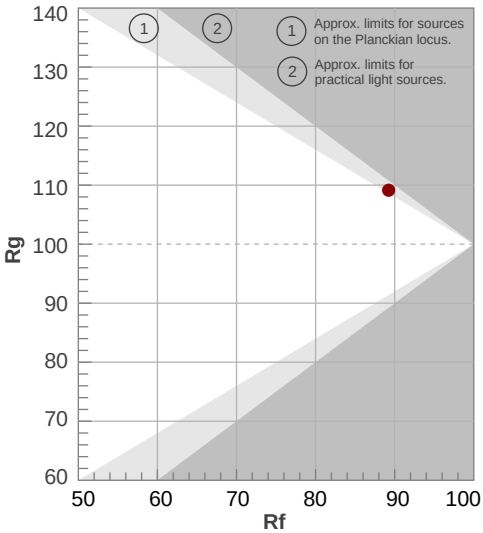

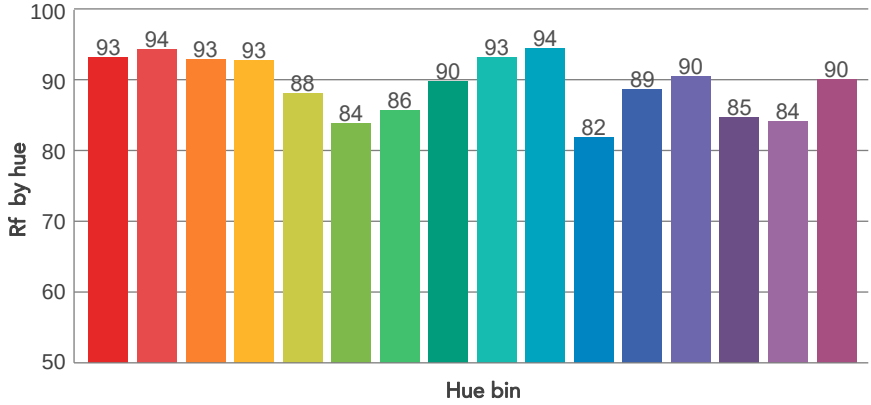

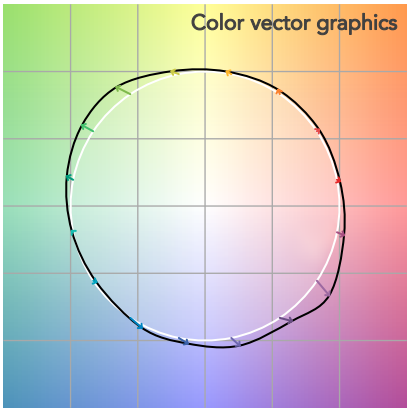

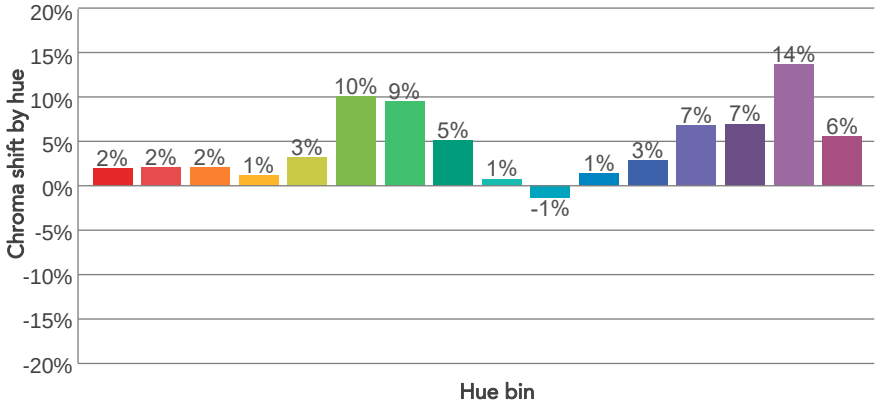

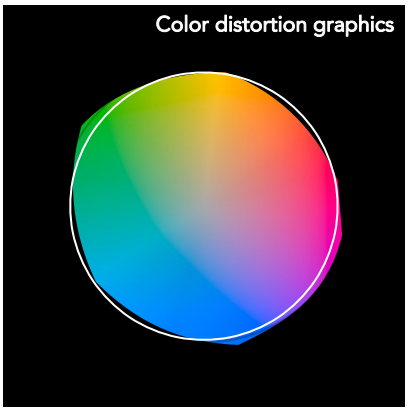

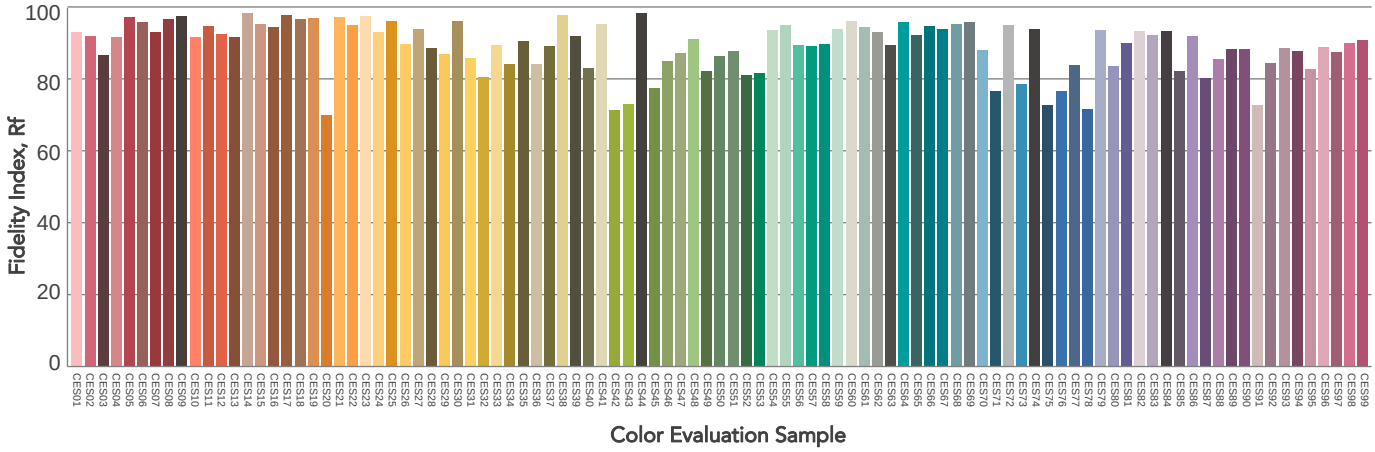

PROLIGHTS is a trademark of
MUSIC & LIGHTS S.r.l.
musiclights.it

Via A. Olivetti snc
04026 - Minturno (LT) ITALY
Tel: +39 0771 72190

prolights.it
info@prolights.it

BEAM DETAILS

Beam angle 50%	Field angle 10%	Cut off angle 2,5%	Intensity ratio in 120° cone	Intensity ratio in 90° cone
52,6°	104°	136,4°	95,2%	82,5%

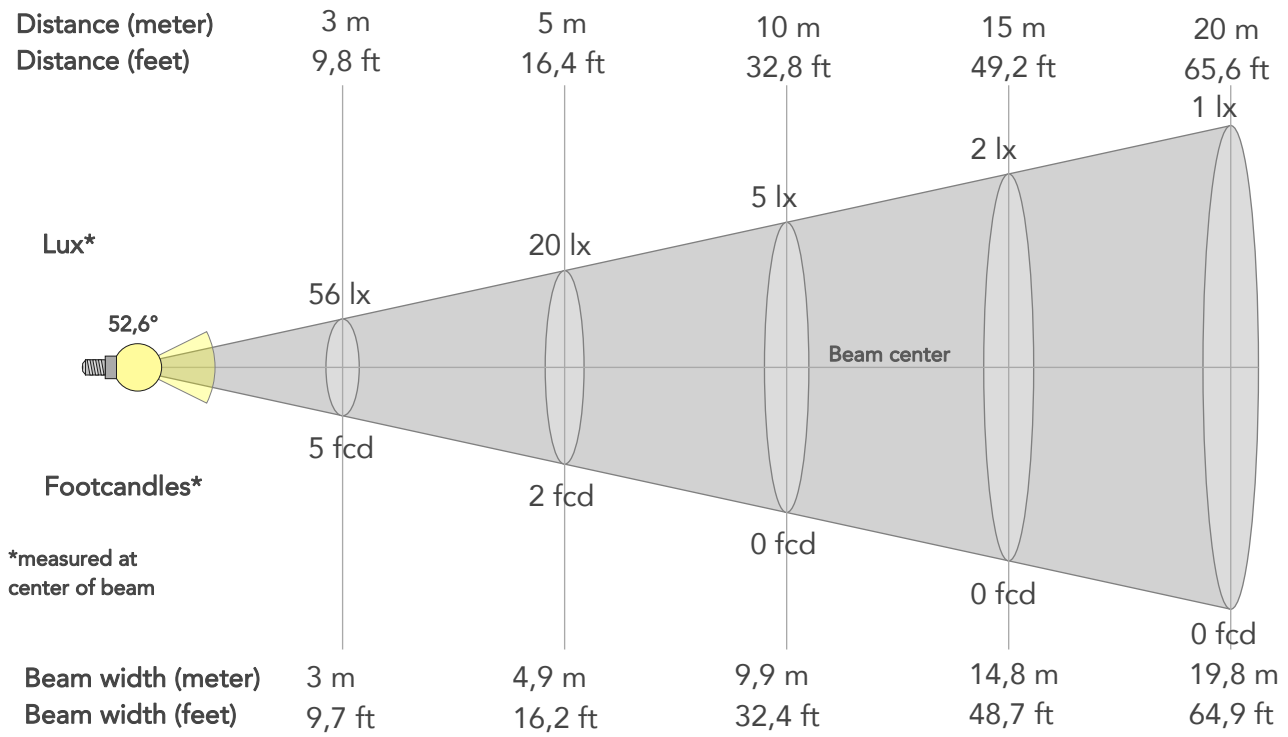

BEAM INTENSITIES AND WIDTHS

Distance	1m	2m	3m	4m	5m	7,5m	10m	15m	20m	25m	30m	40m	50m
Distance	3,3ft	6,6ft	9,8ft	13,1ft	16,4ft	24,6ft	32,8ft	49,2ft	65,6ft	82ft	98,4ft	131,2ft	164ft
Lux	504lx	126lx	56lx	31lx	20lx	9lx	5lx	2lx	1lx	1lx	1lx	0lx	0lx
Footcand.	47fcd	12fcd	5fcd	3fcd	2fcd	1fcd	0fcd	0fcd	0fcd	0fcd	0fcd	0fcd	0fcd
Beam wid.	1m	2m	3m	4m	4,9m	7,4m	9,9m	14,8m	19,8m	24,7m	29,7m	39,6m	49,5m
Beam wid.	3,3ft	6,5ft	9,7ft	13ft	16,2ft	24,3ft	32,4ft	48,7ft	64,9ft	81,1ft	97,3ft	129,8ft	162,2ft

LINEAR DISTRIBUTION DIAGRAM

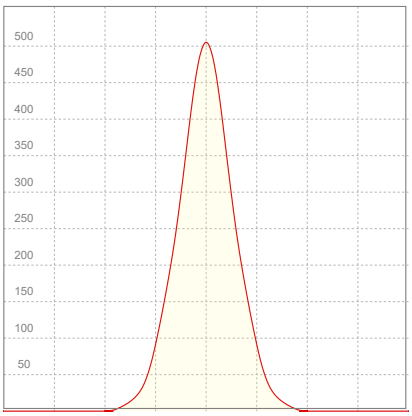

ELECTRICAL SPECIFICATIONS

Input voltage	Input current	Input power	Power FC	Effeciency
228V	0,118A	13,0W	0,48	40lm/W

PROLIGHTS is a trademark of
MUSIC & LIGHTS S.r.l.
musiclights.it

Via A. Olivetti snc
04026 - Minturno (LT) ITALY
Tel: +39 0771 72190

prolights.it
info@prolights.it

ISO DIAGRAMS

ISO CANDELA DIAGRAM

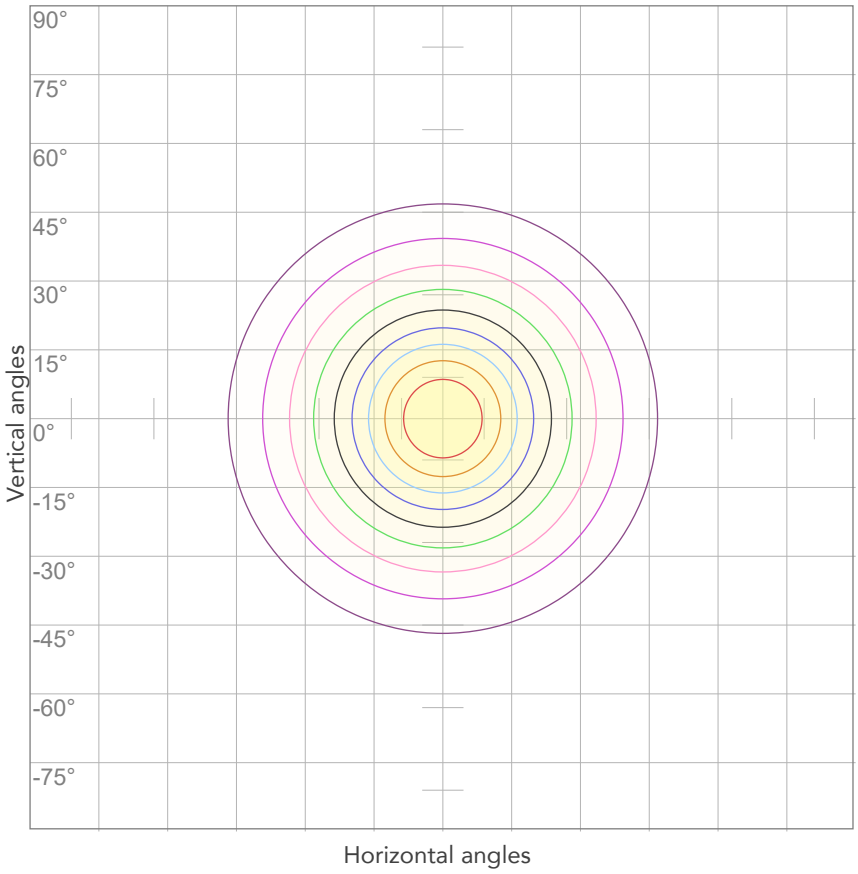

10%	50 cd
20%	101 cd
30%	151 cd
40%	202 cd
50%	252 cd
60%	302 cd
70%	353 cd
80%	403 cd

Conditions:

Number of c-planes: 2

Candela at center: 504 cd

ISO LUX DIAGRAM

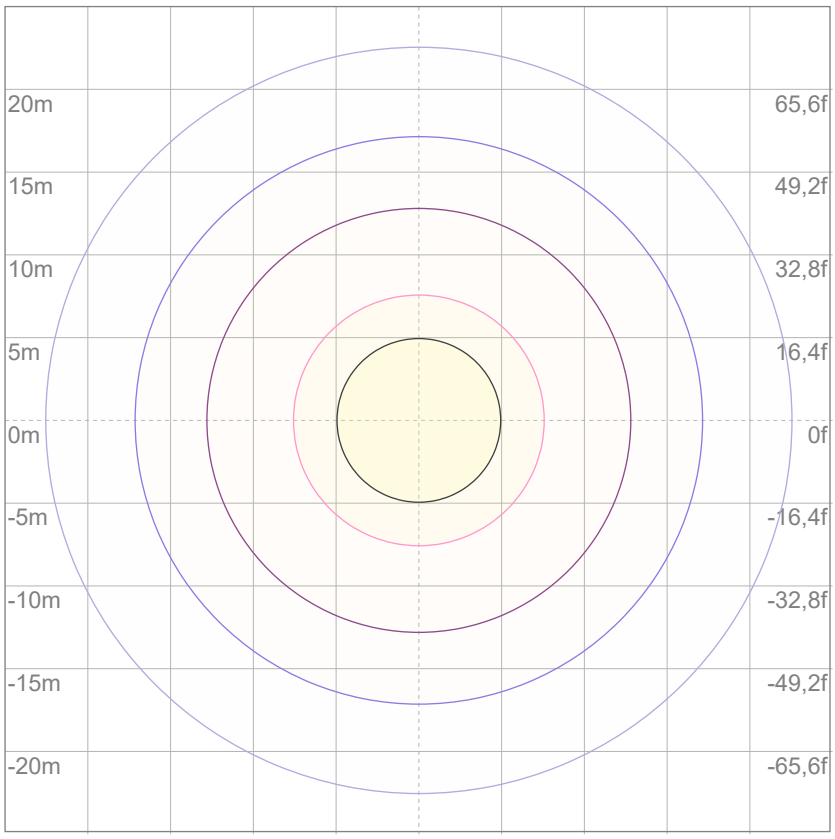

Mounting height: 10 meters (33 feet)

3%	0,151 lx
5%	0,252 lx
10%	0,504 lx
30%	1,51 lx
50%	2,52 lx

Conditions:

Number of c-planes: 2

Lux at center: 5,04 lx

Lux distribution on a surface when lamp is mounted at 10 meters from the surface.

Total lumen output:

738 lm

Peak candela output:

1580 cd

Light quality:

CRI: 90,2

Color temperature:

5631 K

PRODUCT NAME:

ARCSPOTXSFC

MEASURAMENT CONDITIONS:

Beam angle:
10° + 10° x 60° Filter

Target:
5600K

Operator:
Salvatore Giglio

Date and time:
21/05/2024 16:23:21

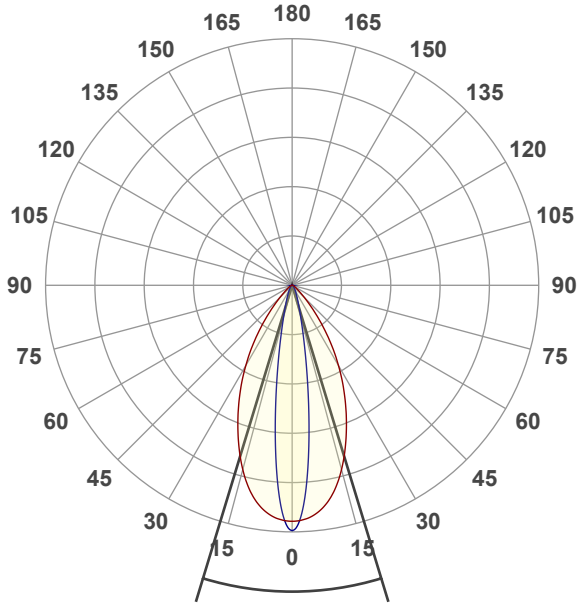

Beam angle 50%: 33,8°
Field angle 10%: 60°
Cut off angle 2.5%: 84,2°

Spectra

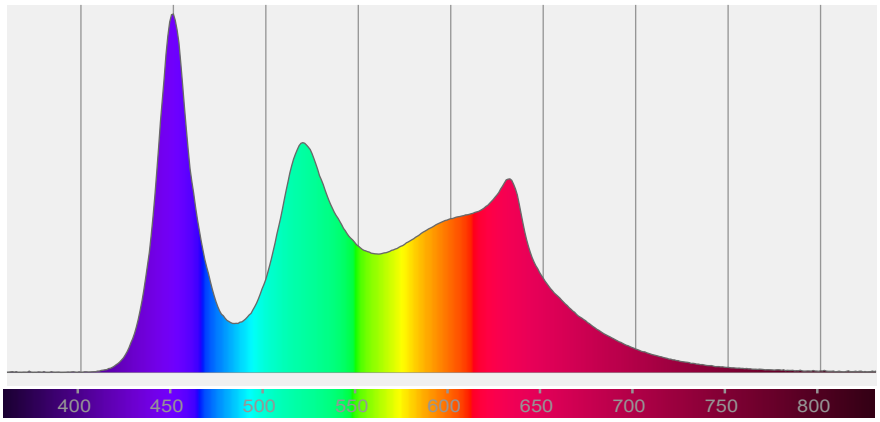

COLOR DETAILS

PROLIGHTS

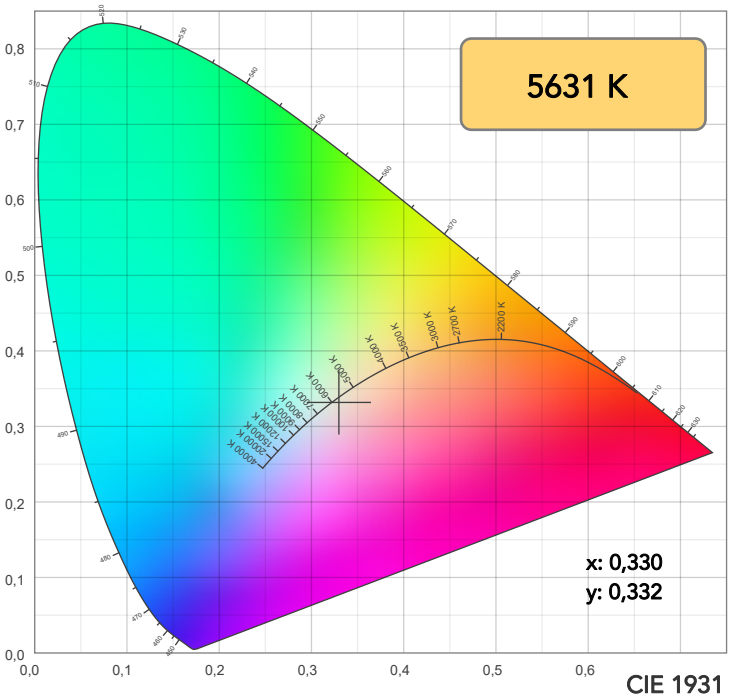

CIE 1931

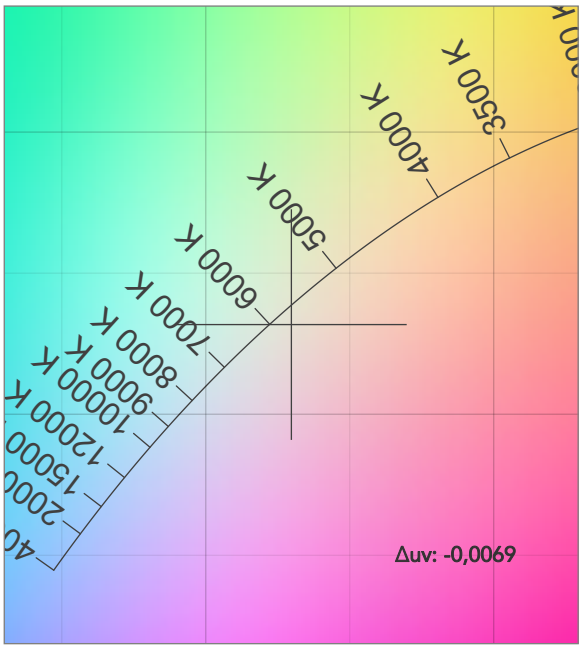

CIE 1931 ZOOM

TM30: 89,6

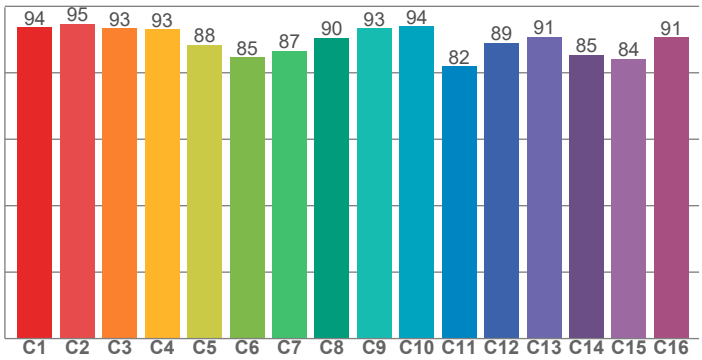

CRI: 90,2 (R1-R8)

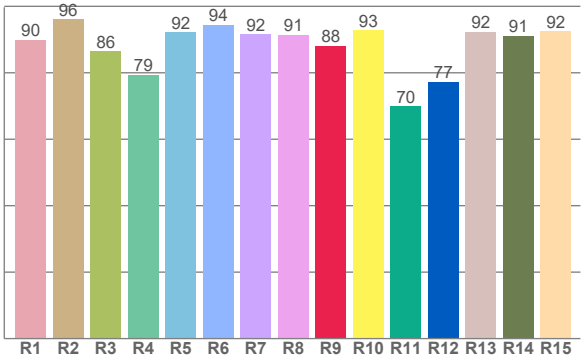

CRI R values, only R1-R8 are used to calculate final CRI value

R1	R2	R3	R4	R5	R6	R7	R8	R9	R10	R11	R12	R13	R14	R15
90,0	96,2	86,4	79,4	92,1	94,5	91,5	91,4	88,2	92,8	69,8	77,3	92,4	91,2	92,5

TM30 C values, 16 binned values out of total of 99 C values

C1	C2	C3	C4	C5	C6	C7	C8	C9	C10	C11	C12	C13	C14	C15	C16
93,6	94,8	93,3	93,1	88,4	84,6	86,5	90,5	93,4	94,0	81,9	89,0	90,8	85,5	84,2	90,6

CQS Q values

Q1	Q2	Q3	Q4	Q5	Q6	Q7	Q8	Q9	Q10	Q11	Q12	Q13	Q14	Q15
98,7	95,0	82,6	94,0	92,6	87,4	95,0	95,2	90,6	91,3	99,5	98,5	98,0	96,4	98,8

CQS: 92,7

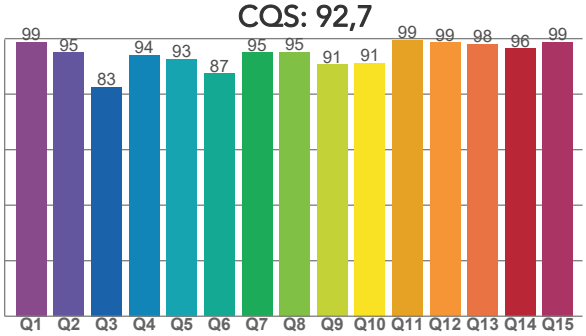

COLOR PARAMETERS

Color temperature	Color rendering index	Red component	Color fidelity	Color gamut	Color quality scale	Television lighting index	Color coordinate cie 1931	Color coordinate cie 1931	Color diviation from black body
CCT	CRI	CRI R9	TM30 Rf	TM30 Rg	CQS	TLCI	x	y	Δuv
5631 K	90,2	88,2	89,6	108,5	92,7	85	0,330	0,332	-0,0069

PROLIGHTS is a trademark of
MUSIC & LIGHTS S.r.l.
musiclights.it

Via A. Olivetti snc
04026 - Minturno (LT) ITALY
Tel: +39 0771 72190

prolights.it
info@prolights.it

TM30 DETAILS

PROLIGHTS

Rf 89,6

Fidelity index Rf

Rg 108,5

Gammut index

		Graphic shifts (%)	
Hue Bin	R_f	Chroma	Hue
1	94	2%	-1%
2	95	2%	0%
3	93	2%	3%
4	93	1%	4%
5	88	3%	5%
6	85	10%	5%
7	87	9%	1%
8	90	5%	-2%
9	93	0%	-1%
10	94	-2%	3%
11	82	1%	11%
12	89	3%	7%
13	91	7%	5%
14	85	7%	6%
15	84	13%	-4%
16	91	5%	-1%

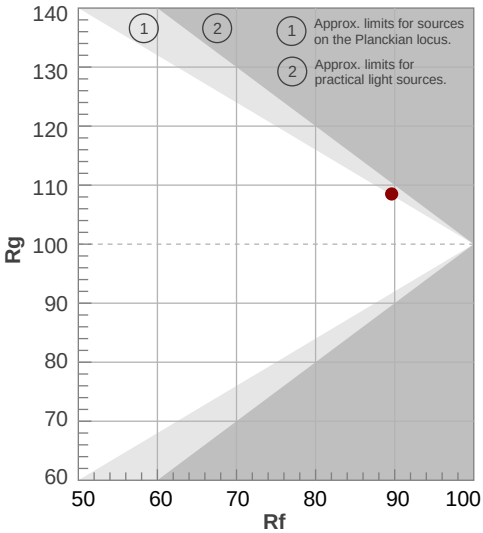

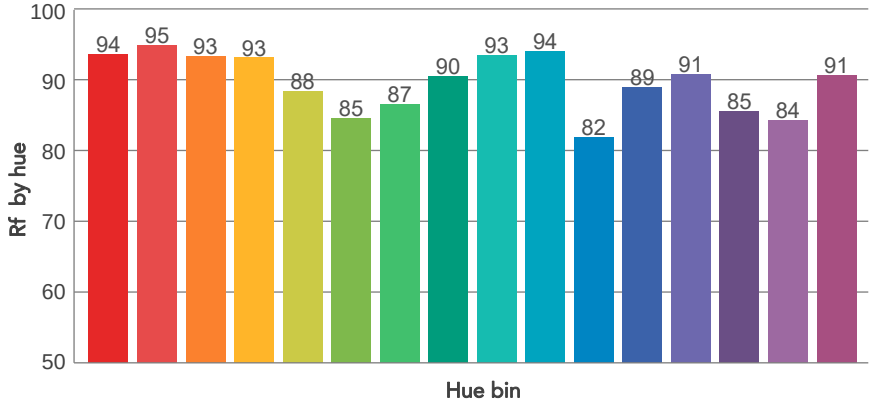

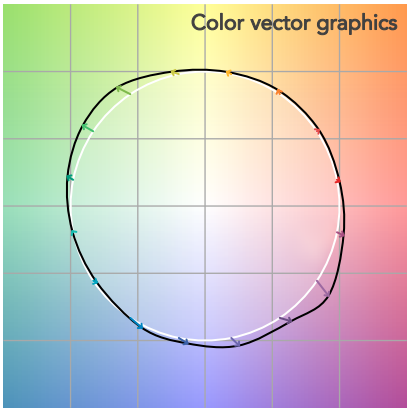

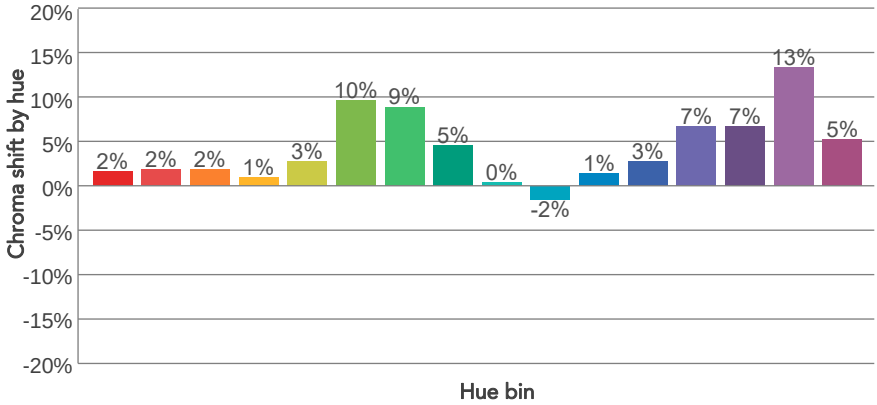

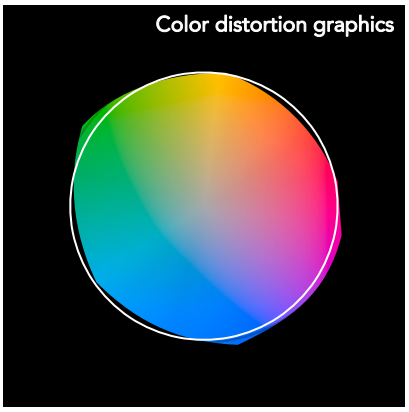

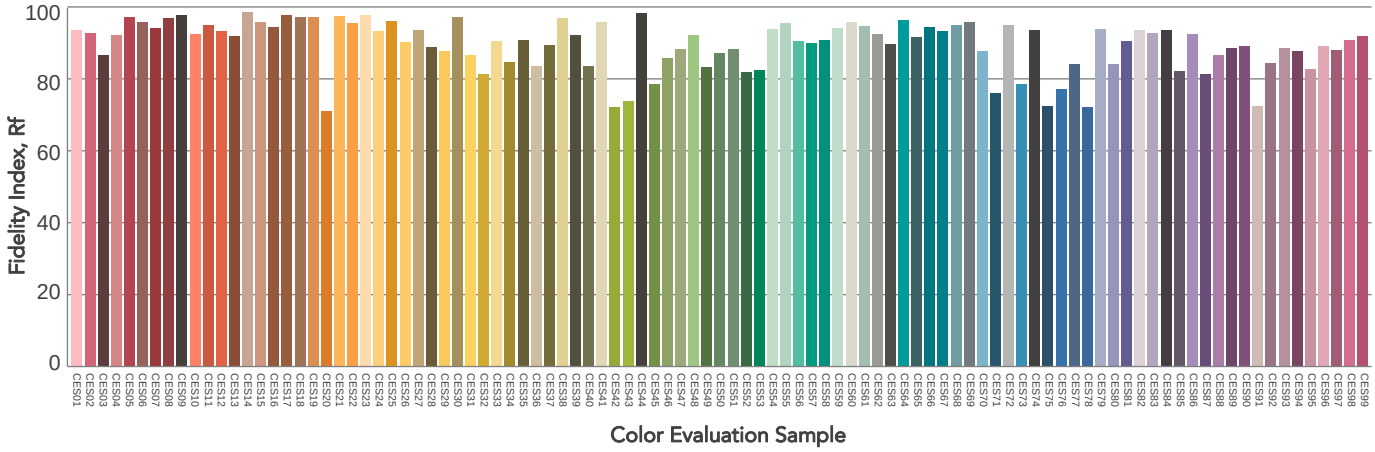

PROLIGHTS is a trademark of
MUSIC & LIGHTS S.r.l.
musiclights.it

Via A. Olivetti snc
04026 - Minturno (LT) ITALY
Tel: +39 0771 72190

prolights.it
info@prolights.it

BEAM DETAILS

Beam angle 50%	Field angle 10%	Cut off angle 2,5%	Intensity ratio in 120° cone	Intensity ratio in 90° cone
33,8°	60°	84,2°	97,9%	92,8%

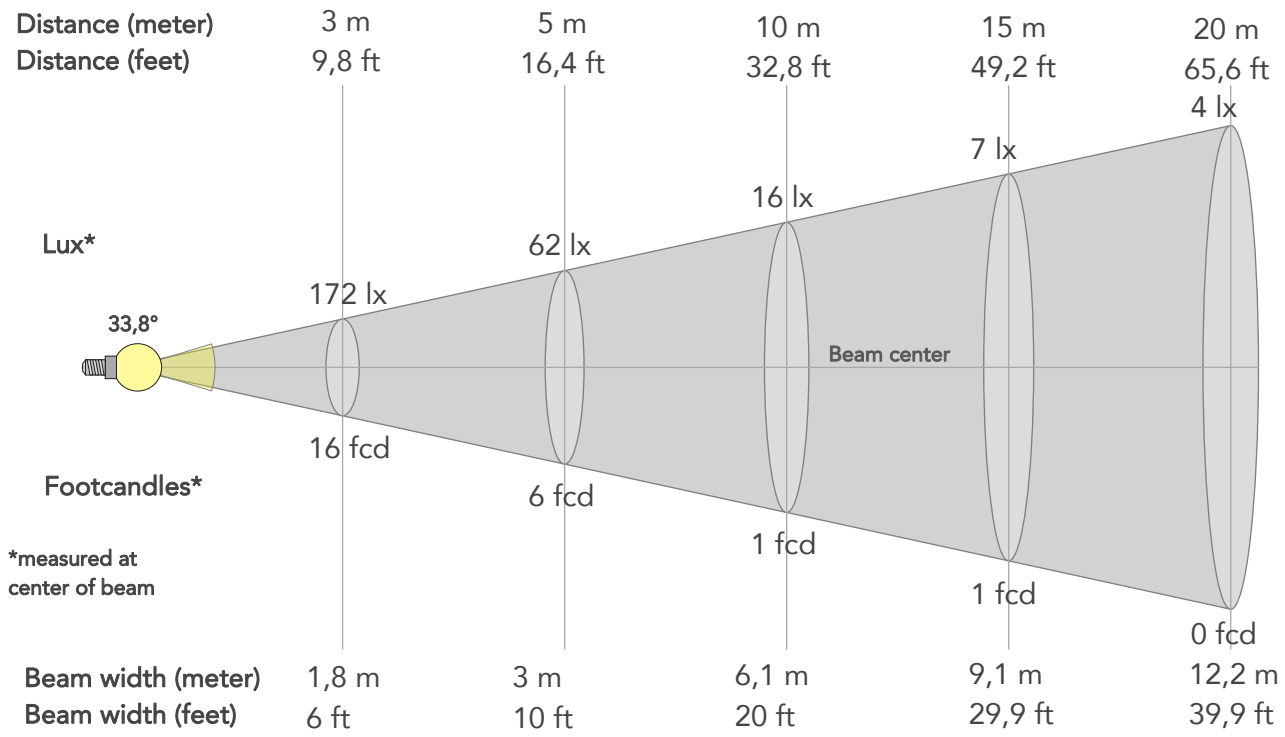

BEAM INTENSITIES AND WIDTHS

Distance	1m	2m	3m	4m	5m	7,5m	10m	15m	20m	25m	30m	40m	50m
Distance	3,3ft	6,6ft	9,8ft	13,1ft	16,4ft	24,6ft	32,8ft	49,2ft	65,6ft	82ft	98,4ft	131,2ft	164ft
Lux	1551lx	388lx	172lx	97lx	62lx	28lx	16lx	7lx	4lx	2lx	2lx	1lx	1lx
Footcand.	144fcd	36fcd	16fcd	9fcd	6fcd	3fcd	1fcd	1fcd	0fcd	0fcd	0fcd	0fcd	0fcd
Beam wid.	0,6m	1,2m	1,8m	2,4m	3m	4,6m	6,1m	9,1m	12,2m	15,2m	18,2m	24,3m	30,4m
Beam wid.	2ft	4ft	6ft	8ft	10ft	15ft	20ft	29,9ft	39,9ft	49,9ft	59,9ft	79,8ft	99,8ft

LINEAR DISTRIBUTION DIAGRAM

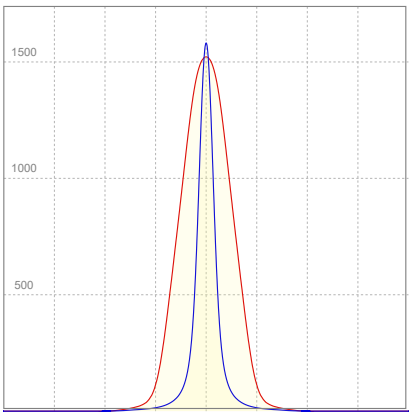

ELECTRICAL SPECIFICATIONS

Input voltage	Input current	Input power	Power FC	Effeciency
226V	0,120A	12,7W	0,47	58lm/W

PROLIGHTS is a trademark of
MUSIC & LIGHTS S.r.l.
musiclights.it

Via A. Olivetti snc
04026 - Minturno (LT) ITALY
Tel: +39 0771 72190

prolights.it
info@prolights.it

ISO DIAGRAMS

ISO CANDELA DIAGRAM

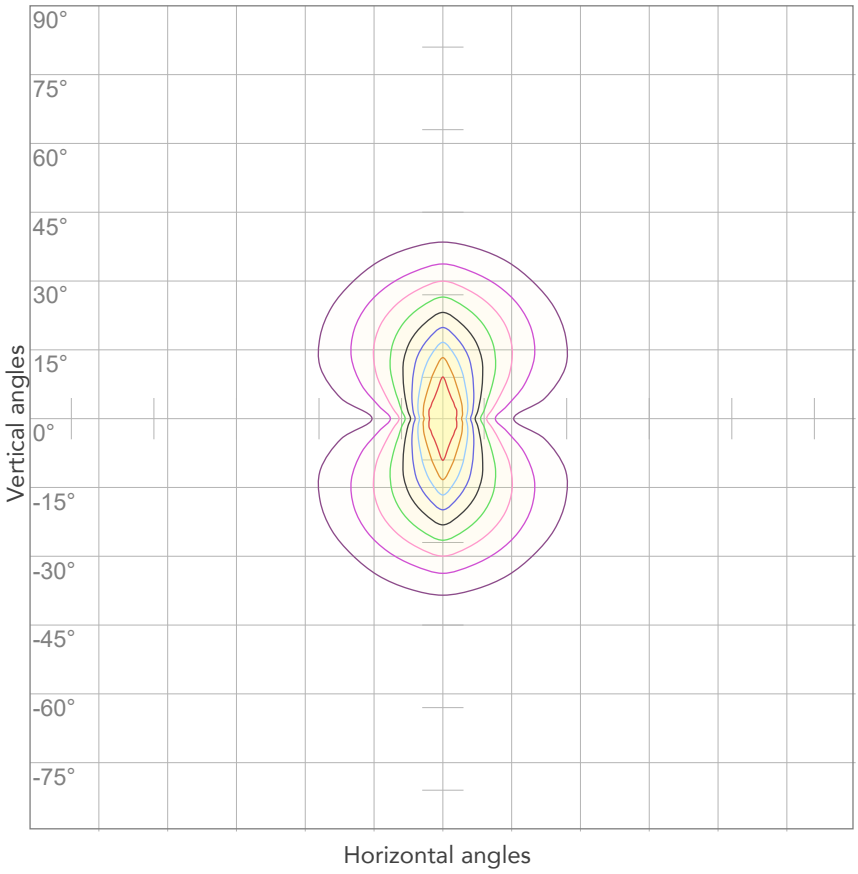

10%	155 cd
20%	310 cd
30%	465 cd
40%	620 cd
50%	776 cd
60%	931 cd
70%	1086 cd
80%	1241 cd

Conditions:

Number of c-planes: 4

Candela at center: 1551 cd

ISO LUX DIAGRAM

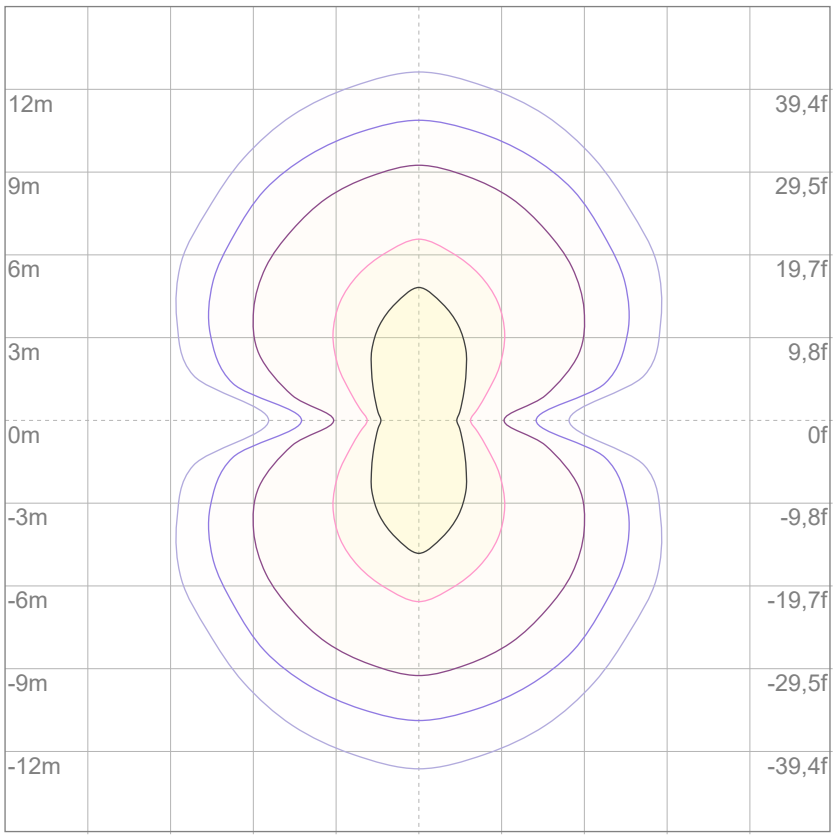

Mounting height: 10 meters (33 feet)

3%	0,465 lx
5%	0,776 lx
10%	1,55 lx
30%	4,65 lx
50%	7,76 lx

Conditions:

Number of c-planes: 4

Lux at center: 15,5 lx

Lux distribution on a surface when lamp is mounted at 10 meters from the surface.

Total lumen output:

596 lm

Peak candela output:

852 cd

Light quality:

CRI: 89,9

Color temperature:

5658 K

PRODUCT NAME:

ARCSPOTXSFC

MEASURAMENT CONDITIONS:

Beam angle:
10° + 30° x 60° Filter

Target:
5600K

Operator:
Salvatore Giglio

Date and time:
23/05/2024 09:39:34

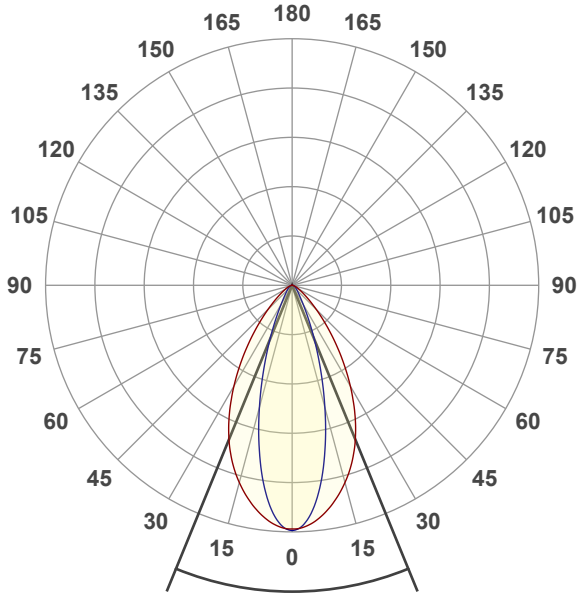

Beam angle 50%: 44,6°
Field angle 10%: 77,5°
Cut off angle 2.5%: 110,1°

Spectra

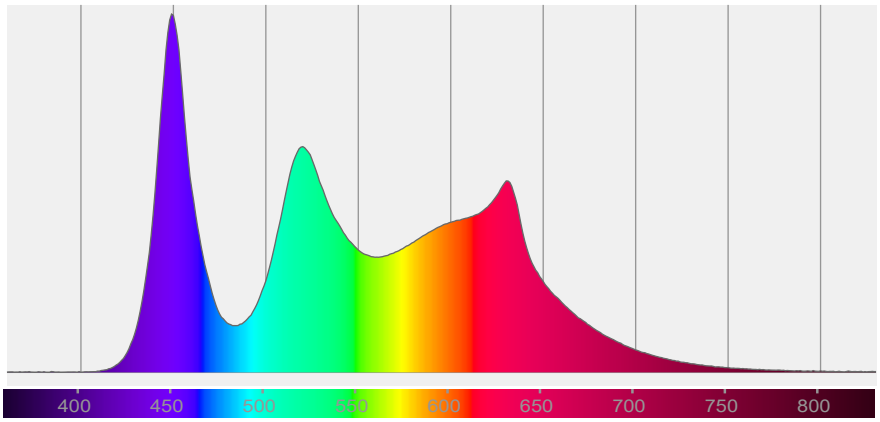

COLOR DETAILS

PROLIGHTS

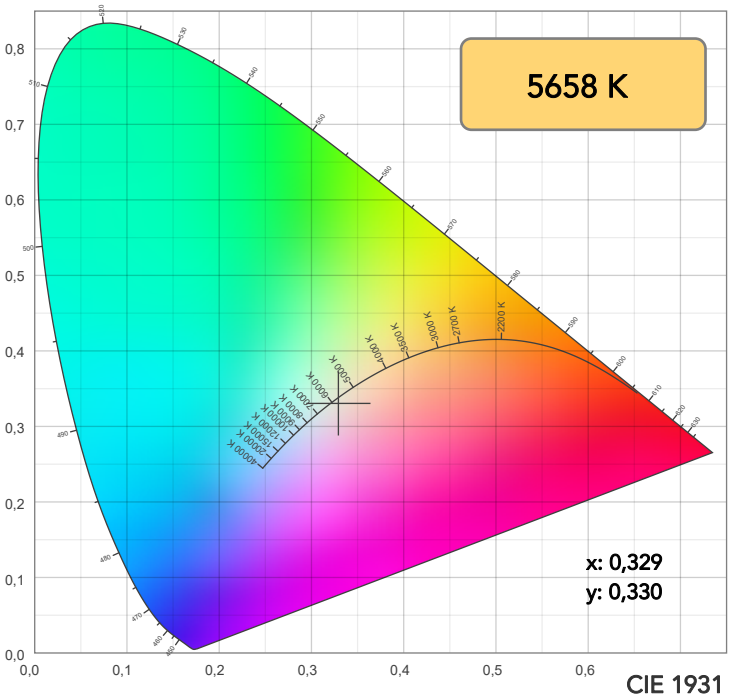

CIE 1931

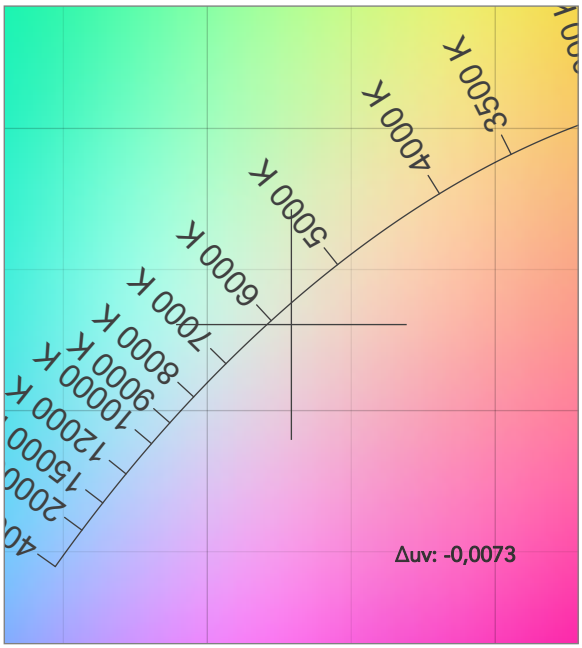

CIE 1931 ZOOM

TM30: 89,4

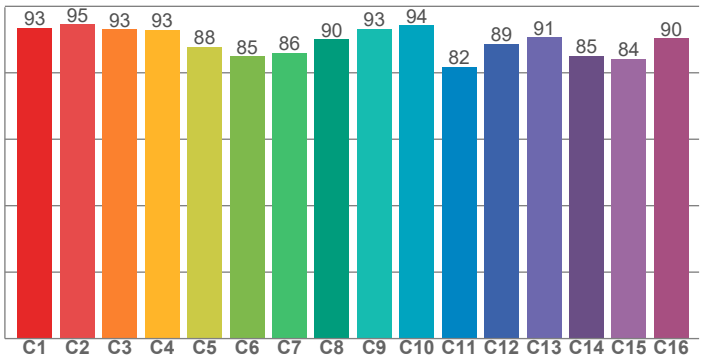

CRI: 89,9 (R1-R8)

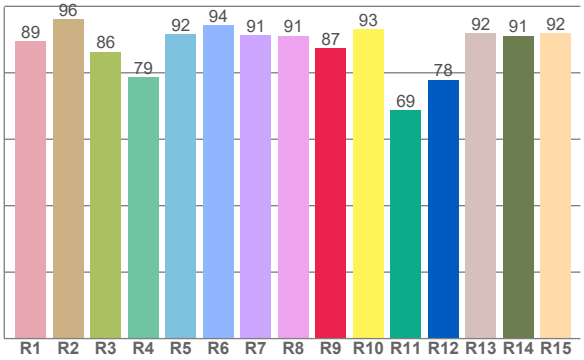

CRI R values, only R1-R8 are used to calculate final CRI value

R1	R2	R3	R4	R5	R6	R7	R8	R9	R10	R11	R12	R13	R14	R15
89,5	96,1	86,4	78,6	91,6	94,4	91,2	91,1	87,5	93,1	68,7	77,9	92,0	91,1	92,0

TM30 C values, 16 binned values out of total of 99 C values

C1	C2	C3	C4	C5	C6	C7	C8	C9	C10	C11	C12	C13	C14	C15	C16
93,4	94,6	93,1	92,9	87,8	84,9	86,0	90,0	93,2	94,3	81,8	88,8	90,6	85,0	84,1	90,3

CQS Q values

Q1	Q2	Q3	Q4	Q5	Q6	Q7	Q8	Q9	Q10	Q11	Q12	Q13	Q14	Q15
98,6	94,8	82,5	94,4	92,1	87,1	95,2	94,9	90,5	91,3	99,5	98,5	98,0	96,3	98,7

CQS: 92,5

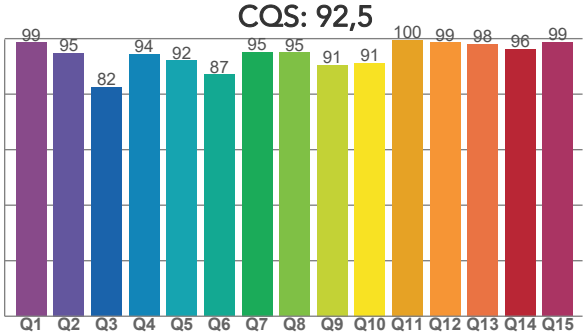

COLOR PARAMETERS

Color temperature	Color rendering index	Red component	Color fidelity	Color gamut	Color quality scale	Television lighting index	Color coordinate cie 1931	Color coordinate cie 1931	Color diviation from black body
CCT	CRI	CRI R9	TM30 Rf	TM30 Rg	CQS	TLCI	x	y	Δuv
5658 K	89,9	87,5	89,4	108,8	92,5	84	0,329	0,330	-0,0073

PROLIGHTS is a trademark of
MUSIC & LIGHTS S.r.l.
musiclights.it

Via A. Olivetti snc
04026 - Minturno (LT) ITALY
Tel: +39 0771 72190

prolights.it
info@prolights.it

TM30 DETAILS

PROLIGHTS

Rf 89,4

Fidelity index Rf

Rg 108,8

Gammut index

		Graphic shifts (%)	
Hue Bin	R_f	Chroma	Hue
1	93	2%	-2%
2	95	2%	0%
3	93	2%	3%
4	93	1%	4%
5	88	3%	5%
6	85	10%	6%
7	86	9%	1%
8	90	5%	-2%
9	93	1%	-1%
10	94	-2%	2%
11	82	1%	11%
12	89	3%	7%
13	91	7%	5%
14	85	7%	6%
15	84	14%	-4%
16	90	5%	-1%

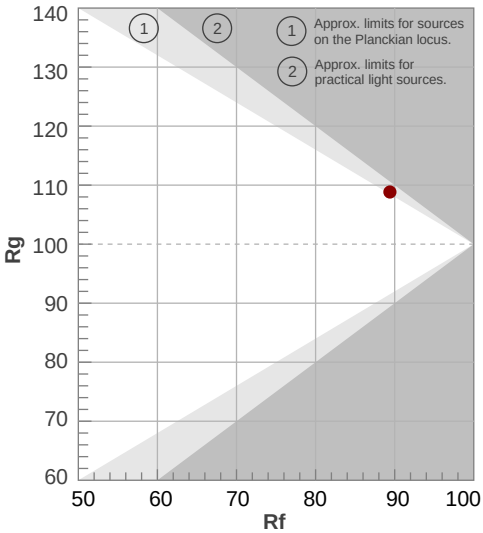

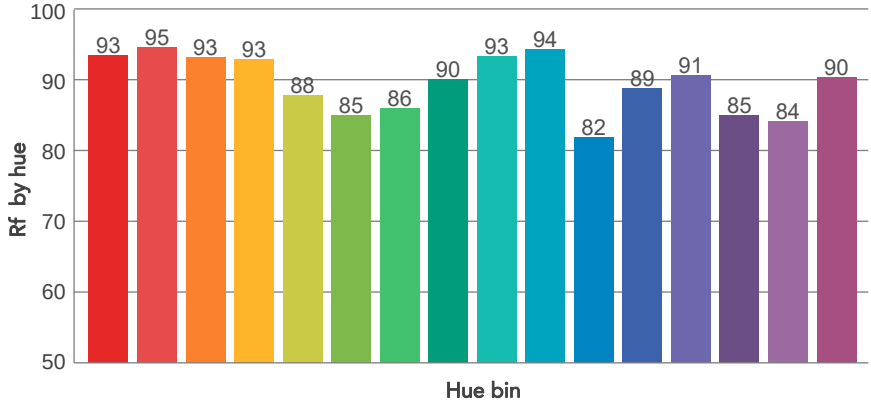

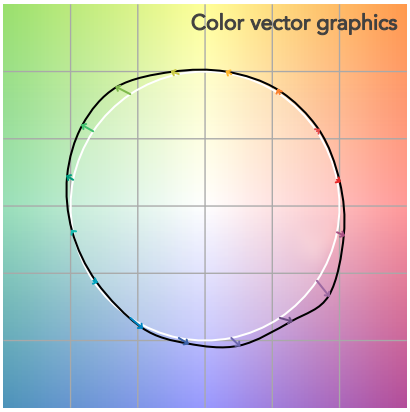

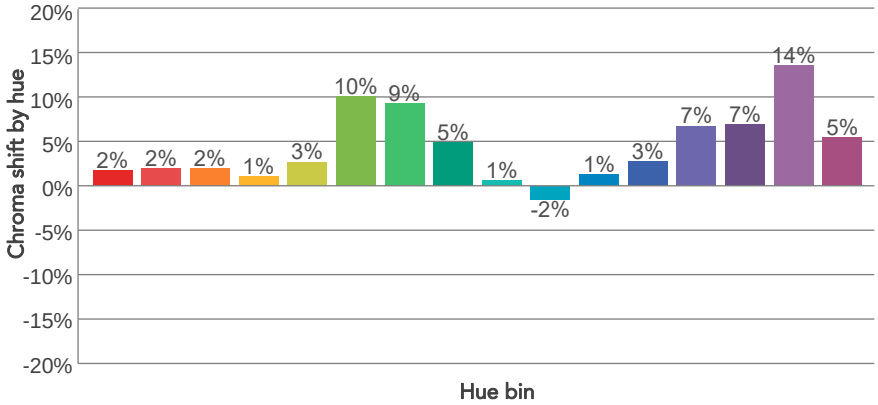

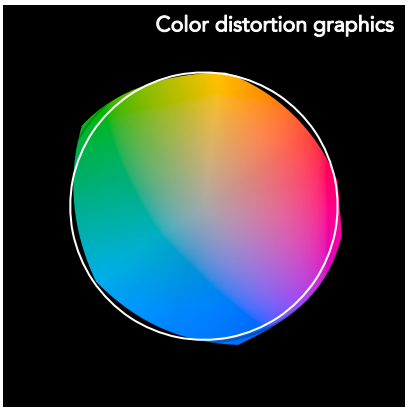

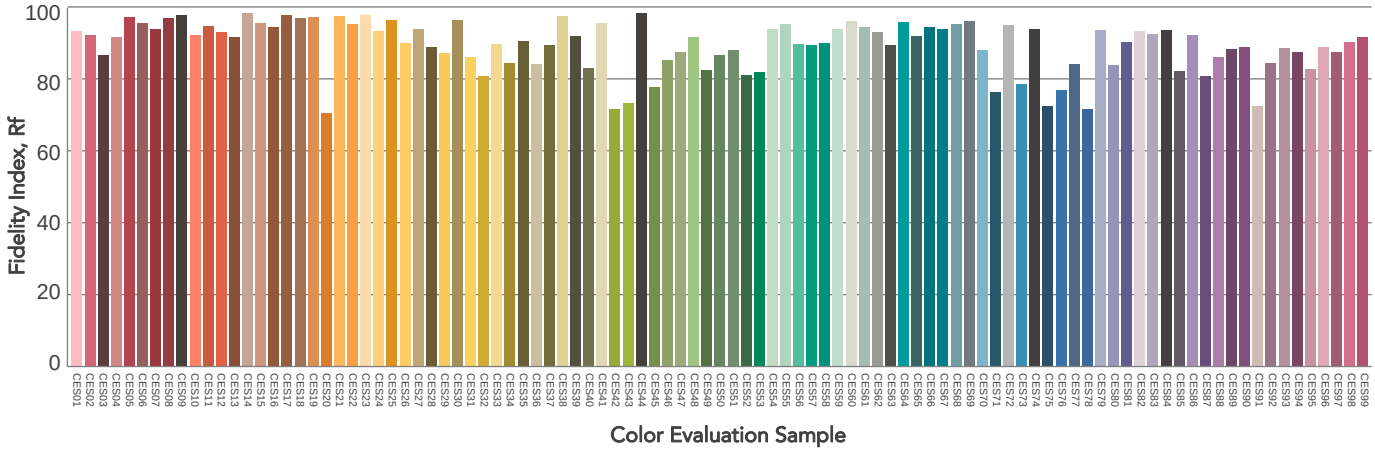

PROLIGHTS is a trademark of
MUSIC & LIGHTS S.r.l.
musiclights.it

Via A. Olivetti snc
04026 - Minturno (LT) ITALY
Tel: +39 0771 72190

prolights.it
info@prolights.it

BEAM DETAILS

Beam angle 50%	Field angle 10%	Cut off angle 2,5%	Intensity ratio in 120° cone	Intensity ratio in 90° cone
44,6°	77,5°	110,1°	96,4%	88,1%

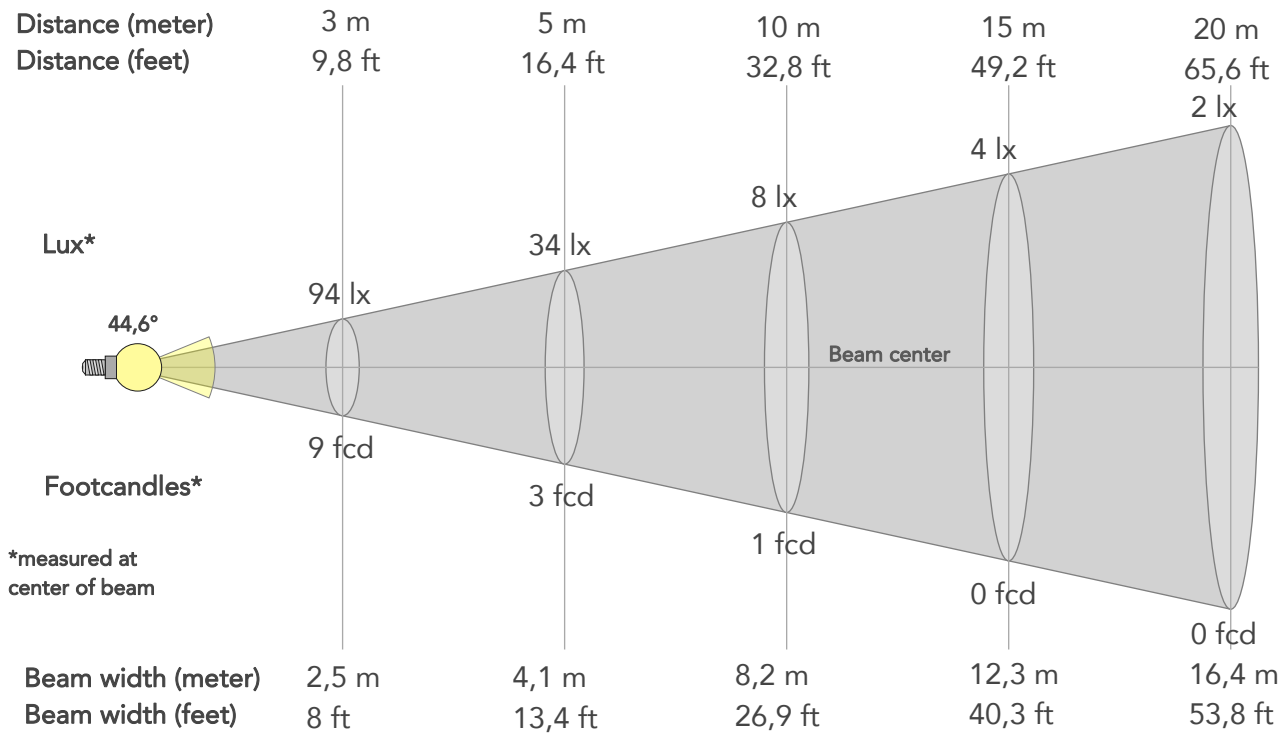

BEAM INTENSITIES AND WIDTHS

Distance	1m	2m	3m	4m	5m	7,5m	10m	15m	20m	25m	30m	40m	50m
Distance	3,3ft	6,6ft	9,8ft	13,1ft	16,4ft	24,6ft	32,8ft	49,2ft	65,6ft	82ft	98,4ft	131,2ft	164ft
Lux	849lx	212lx	94lx	53lx	34lx	15lx	8lx	4lx	2lx	1lx	1lx	1lx	0lx
Footcand.	79fcd	20fcd	9fcd	5fcd	3fcd	1fcd	1fcd	0fcd	0fcd	0fcd	0fcd	0fcd	0fcd
Beam wid.	0,8m	1,6m	2,5m	3,3m	4,1m	6,1m	8,2m	12,3m	16,4m	20,5m	24,6m	32,8m	41m
Beam wid.	2,7ft	5,4ft	8ft	10,7ft	13,4ft	20,2ft	26,9ft	40,3ft	53,8ft	67,2ft	80,6ft	107,5ft	134,4ft

LINEAR DISTRIBUTION DIAGRAM

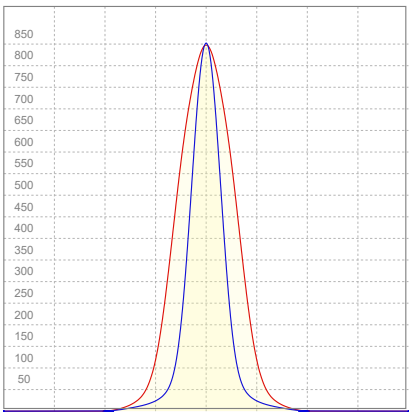

ELECTRICAL SPECIFICATIONS

Input voltage	Input current	Input power	Power FC	Effeciency
228V	0,111A	12,9W	0,51	46lm/W

ISO DIAGRAMS

ISO CANDELA DIAGRAM

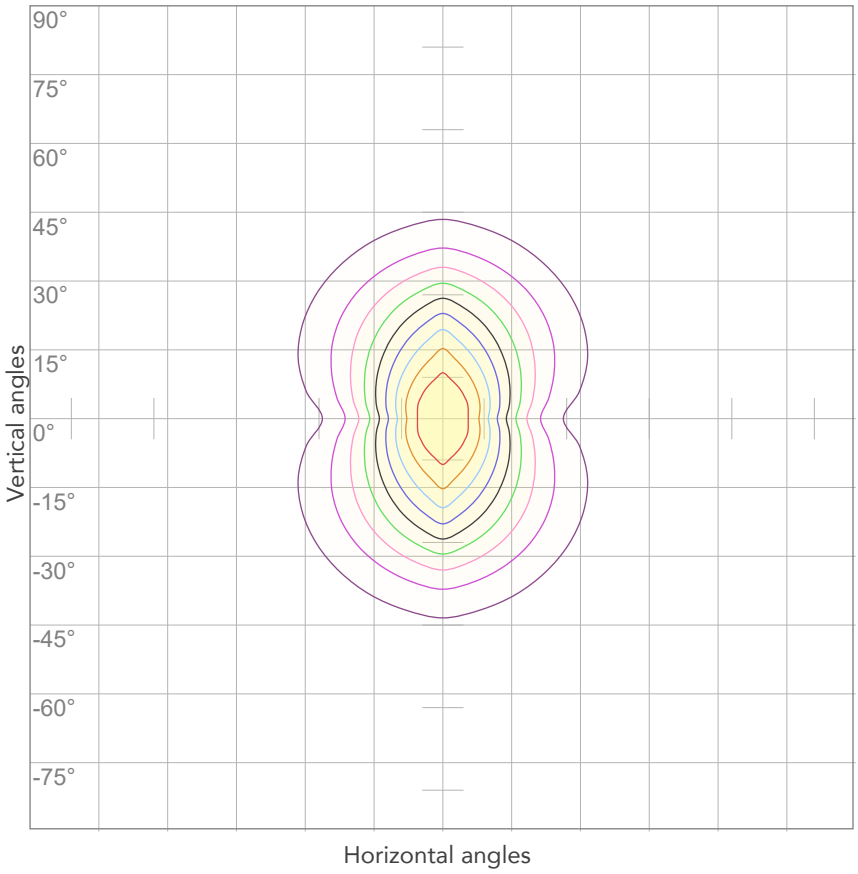

10%	85 cd
20%	170 cd
30%	255 cd
40%	340 cd
50%	425 cd
60%	510 cd
70%	595 cd
80%	680 cd

Conditions:

Number of c-planes: 4

Candela at center: 849 cd

ISO LUX DIAGRAM

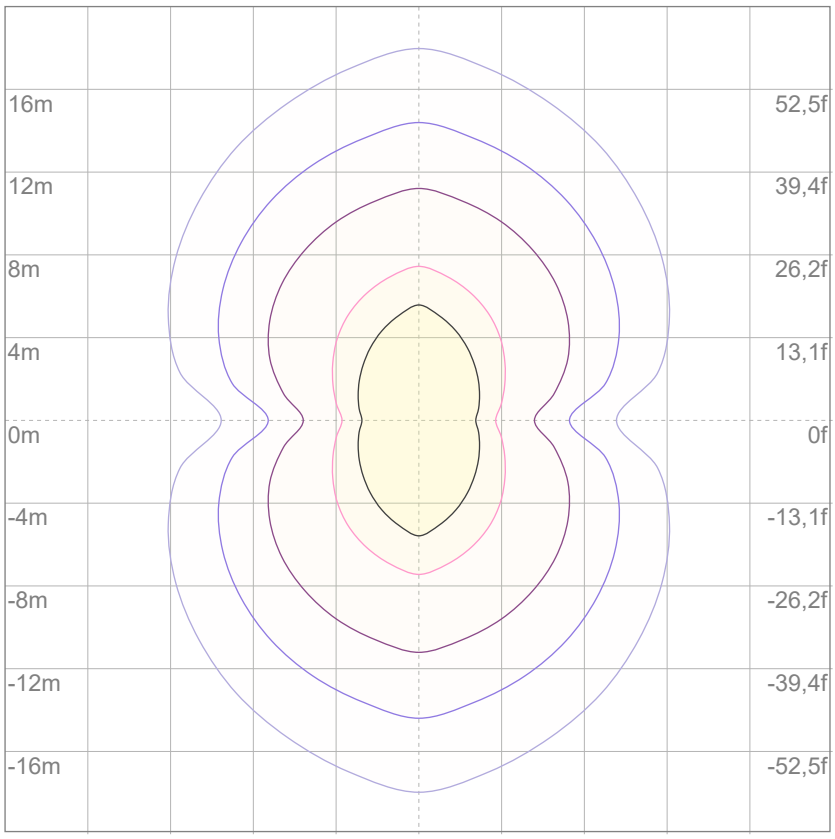

Mounting height: 10 meters (33 feet)

3%	0,255 lx
5%	0,425 lx
10%	0,849 lx
30%	2,55 lx
50%	4,25 lx

Conditions:

Number of c-planes: 4

Lux at center: 8,49 lx

Lux distribution on a surface when lamp is mounted at 10 meters from the surface.

Total lumen output:

578 lm

Peak candela output:

9291 cd

Light quality:

CRI: 90,0

Color temperature:

6002 K

PRODUCT NAME:

ARCSPOTXSFC

MEASURAMENT CONDITIONS:

Beam angle:
10°

Target:
6000K

Operator:
Salvatore Giglio

Date and time:
20/05/2024 17:36:08

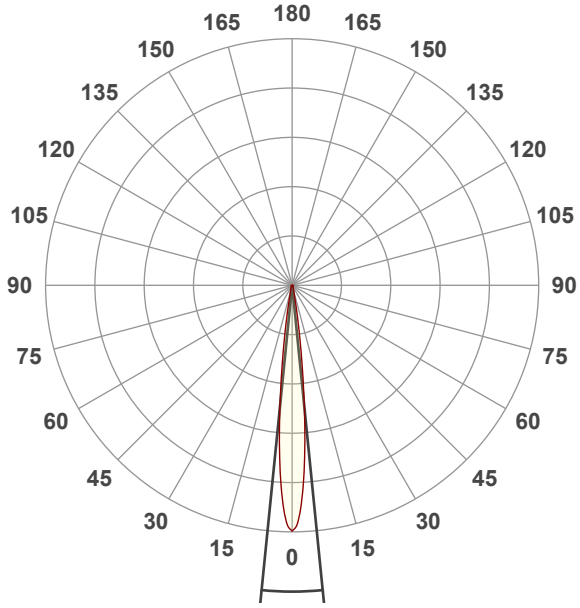

Beam angle 50%: 11,4°
Field angle 10%: 20,5°
Cut off angle 2.5%: 30,8°

Spectra

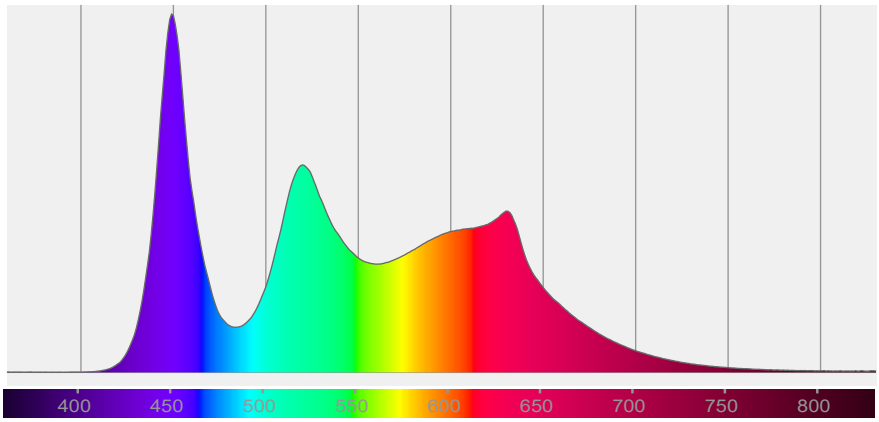

COLOR DETAILS

PROLIGHTS

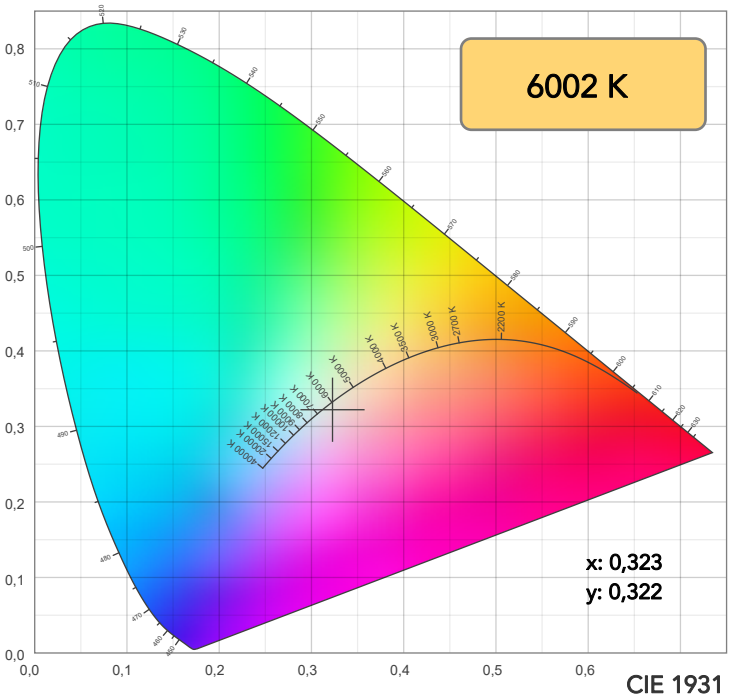

CIE 1931

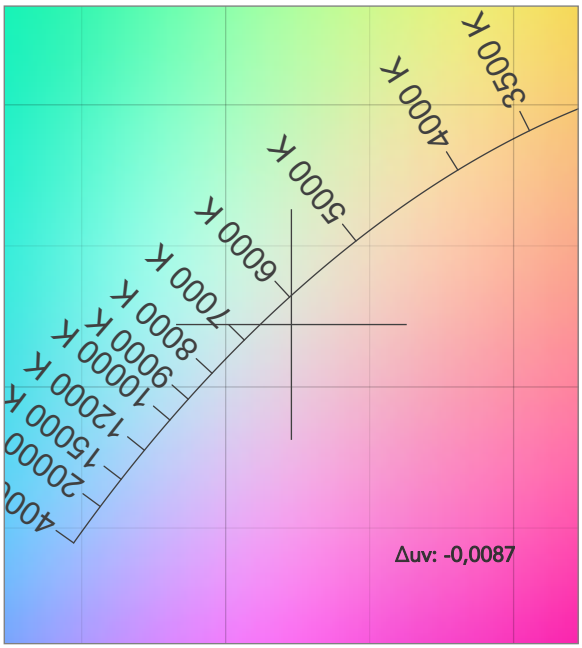

CIE 1931 ZOOM

TM30: 88,9

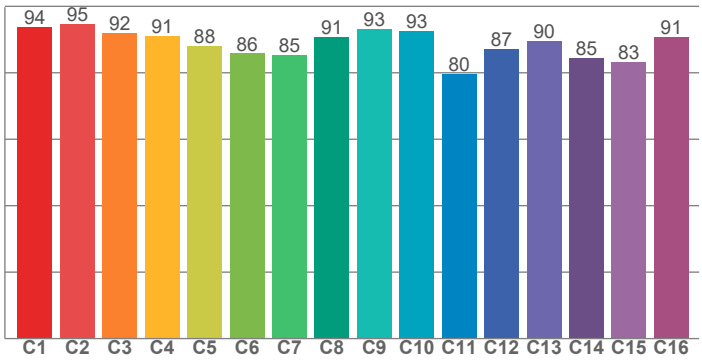

CRI: 90,0 (R1-R8)

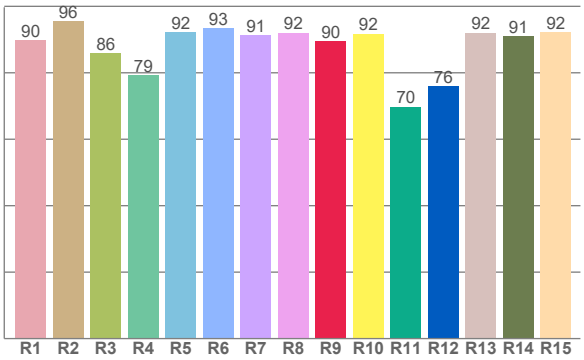

CRI R values, only R1-R8 are used to calculate final CRI value

R1	R2	R3	R4	R5	R6	R7	R8	R9	R10	R11	R12	R13	R14	R15
89,8	95,6	85,9	79,3	92,3	93,4	91,4	92,0	89,6	91,8	69,8	75,9	92,1	90,9	92,1

TM30 C values, 16 binned values out of total of 99 C values

C1	C2	C3	C4	C5	C6	C7	C8	C9	C10	C11	C12	C13	C14	C15	C16
93,7	94,7	92,0	91,1	88,1	85,8	85,4	90,8	93,3	92,6	79,7	87,2	89,7	84,5	83,3	90,8

CQS Q values

Q1	Q2	Q3	Q4	Q5	Q6	Q7	Q8	Q9	Q10	Q11	Q12	Q13	Q14	Q15
98,5	94,3	80,7	91,6	94,0	88,3	95,6	95,1	89,8	89,9	97,6	98,9	98,6	96,1	98,9

CQS: 92,1

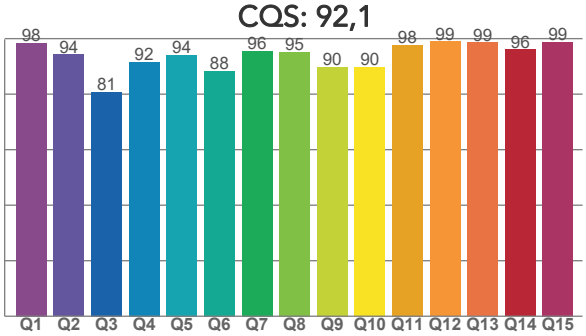

COLOR PARAMETERS

Color temperature	Color rendering index	Red component	Color fidelity	Color gamut	Color quality scale	Television lighting index	Color coordinate cie 1931	Color coordinate cie 1931	Color diviation from black body
CCT	CRI	CRI R9	TM30 Rf	TM30 Rg	CQS	TLCI	x	y	Δuv
6002 K	90,0	89,6	88,9	108,7	92,1	86	0,323	0,322	-0,0087

PROLIGHTS is a trademark of
MUSIC & LIGHTS S.r.l.
musiclights.it

Via A. Olivetti snc
04026 - Minturno (LT) ITALY
Tel: +39 0771 72190

prolights.it
info@prolights.it

TM30 DETAILS

PROLIGHTS

Rf 88,9

Fidelity index Rf

Rg 108,7

Gammut index

		Graphic shifts (%)	
Hue Bin	R_f	Chroma	Hue
1	94	1%	-1%
2	95	2%	1%
3	92	2%	4%
4	91	1%	5%
5	88	3%	4%
6	86	9%	5%
7	85	10%	0%
8	91	4%	-1%
9	93	0%	0%
10	93	-2%	4%
11	80	1%	13%
12	87	3%	8%
13	90	7%	6%
14	85	7%	6%
15	83	14%	-5%
16	91	5%	-1%

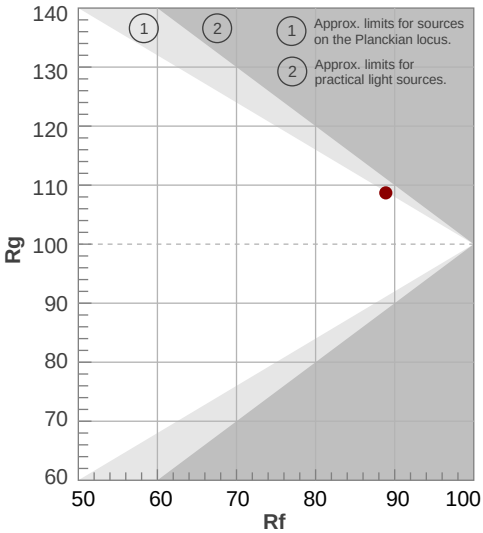

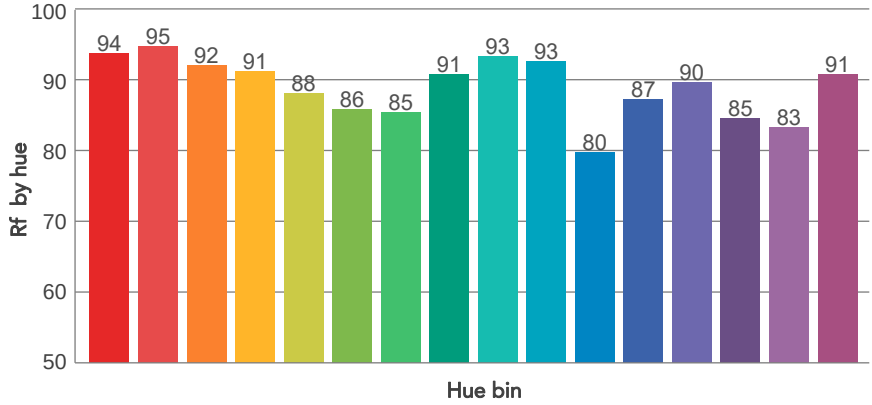

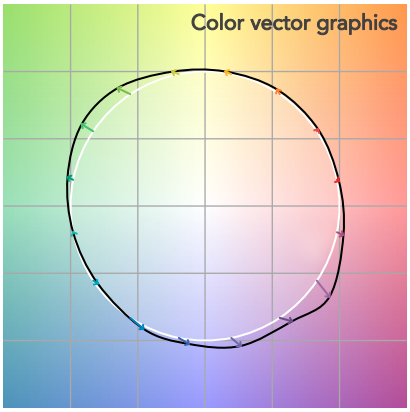

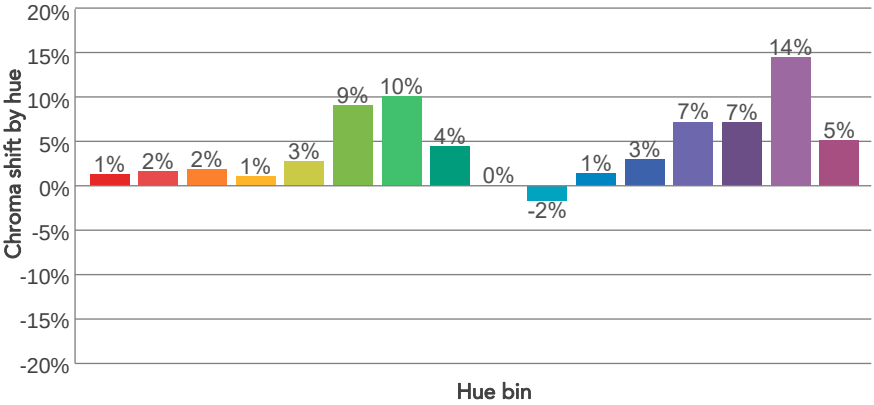

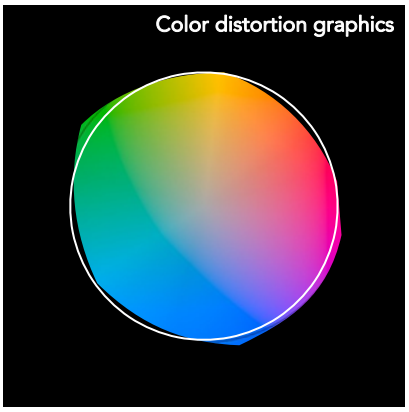

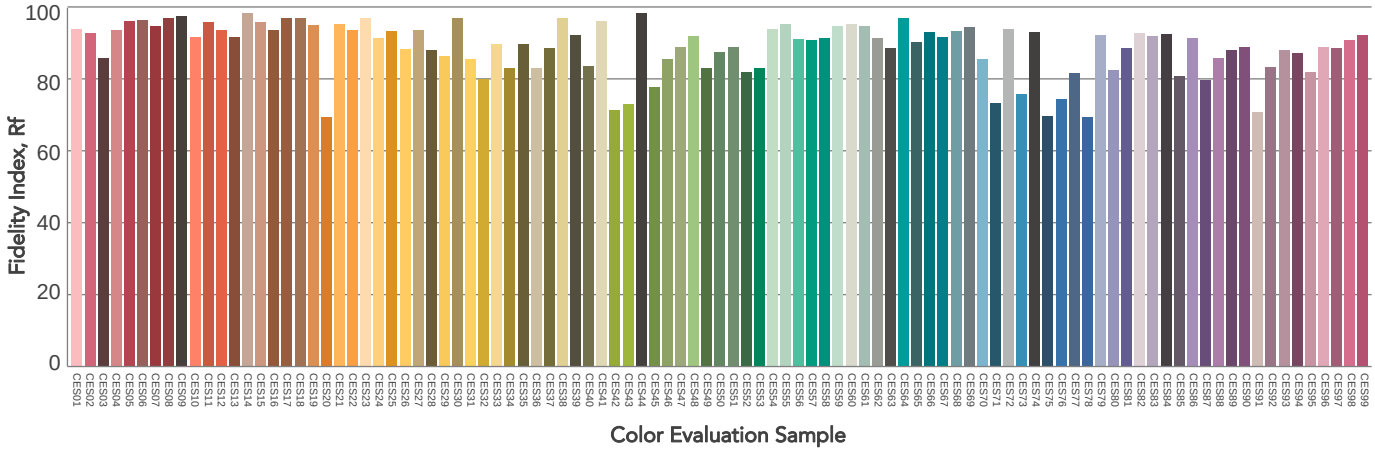

PROLIGHTS is a trademark of
MUSIC & LIGHTS S.r.l.
musiclights.it

Via A. Olivetti snc
04026 - Minturno (LT) ITALY
Tel: +39 0771 72190

prolights.it
info@prolights.it

BEAM DETAILS

Beam angle 50%	Field angle 10%	Cut off angle 2,5%	Intensity ratio in 120° cone	Intensity ratio in 90° cone
11,4°	20,5°	30,8°	94,9%	91,7%

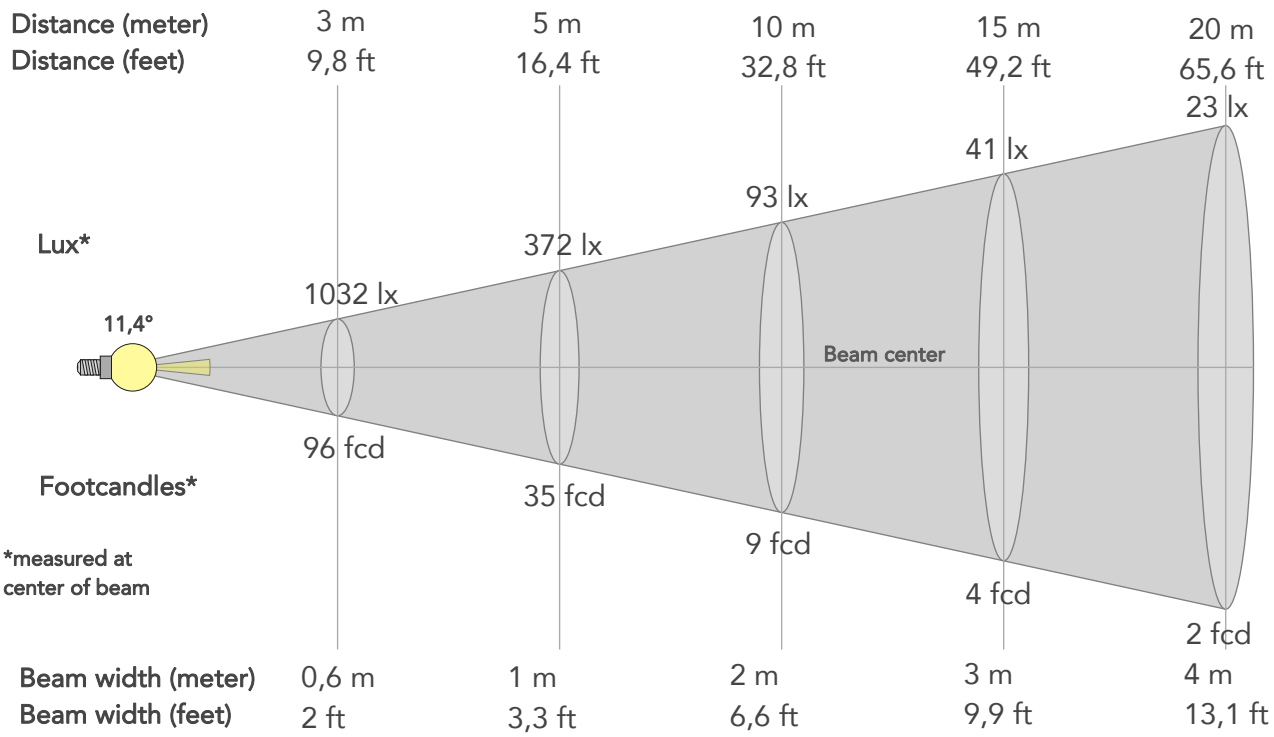

BEAM INTENSITIES AND WIDTHS

Distance	1m	2m	3m	4m	5m	7,5m	10m	15m	20m	25m	30m	40m	50m
Distance	3,3ft	6,6ft	9,8ft	13,1ft	16,4ft	24,6ft	32,8ft	49,2ft	65,6ft	82ft	98,4ft	131,2ft	164ft
Lux	9291lx	2323lx	1032lx	581lx	372lx	165lx	93lx	41lx	23lx	15lx	10lx	6lx	4lx
Footcand.	863fcd	216fcd	96fcd	54fcd	35fcd	15fcd	9fcd	4fcd	2fcd	1fcd	1fcd	1fcd	0fcd
Beam wid.	0,2m	0,4m	0,6m	0,8m	1m	1,5m	2m	3m	4m	5m	6m	8m	10m
Beam wid.	0,7ft	1,3ft	2ft	2,6ft	3,3ft	4,9ft	6,6ft	9,9ft	13,1ft	16,4ft	19,7ft	26,3ft	32,9ft

LINEAR DISTRIBUTION DIAGRAM

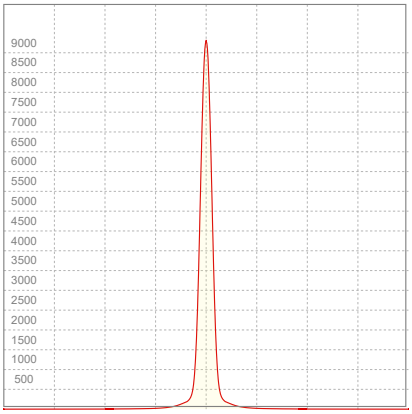

ELECTRICAL SPECIFICATIONS

Input voltage	Input current	Input power	Power FC	Effeciency
227V	0,119A	13,0W	0,48	45lm/W

PROLIGHTS is a trademark of
MUSIC & LIGHTS S.r.l.
musiclights.it

Via A. Olivetti snc
04026 - Minturno (LT) ITALY
Tel: +39 0771 72190

prolights.it
info@prolights.it

ISO DIAGRAMS

ISO CANDELA DIAGRAM

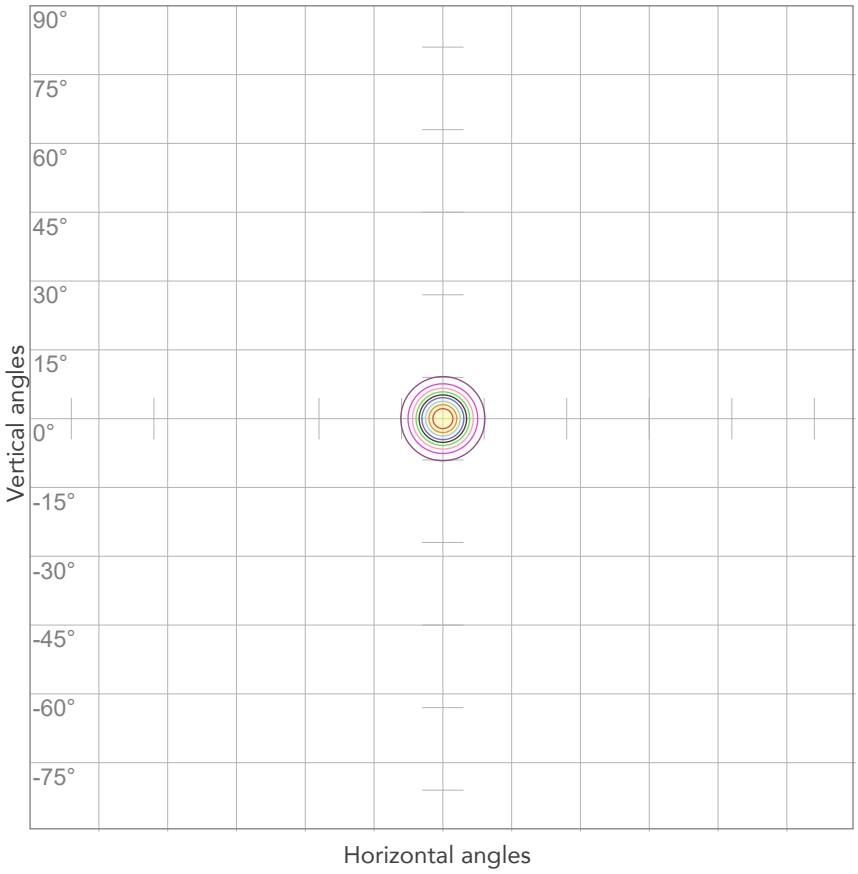

10%	929 cd
20%	1858 cd
30%	2787 cd
40%	3716 cd
50%	4645 cd
60%	5575 cd
70%	6504 cd
80%	7433 cd

Conditions:

Number of c-planes: 2

Candela at center: 9291 cd

ISO LUX DIAGRAM

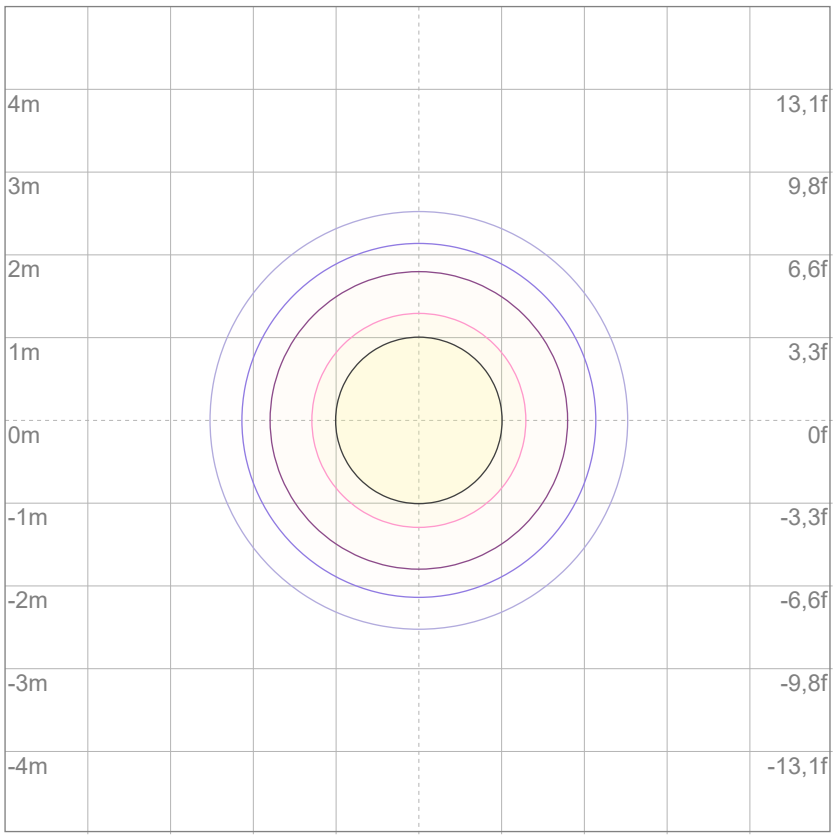

Mounting height: 10 meters (33 feet)

3%	2,79 lx
5%	4,65 lx
10%	9,29 lx
30%	27,9 lx
50%	46,5 lx

Conditions:

Number of c-planes: 2

Lux at center: 92,9 lx

Lux distribution on a surface when lamp is mounted at 10 meters from the surface.

Total lumen output:

538 lm

Peak candela output:

2064 cd

Light quality:

CRI: 89,9

Color temperature:

6044 K

PRODUCT NAME:

ARCSPOTXSFC

MEASURAMENT CONDITIONS:

Beam angle:
10° + 20° Filter

Target:
6000K

Operator:
Salvatore Giglio

Date and time:
21/05/2024 13:38:35

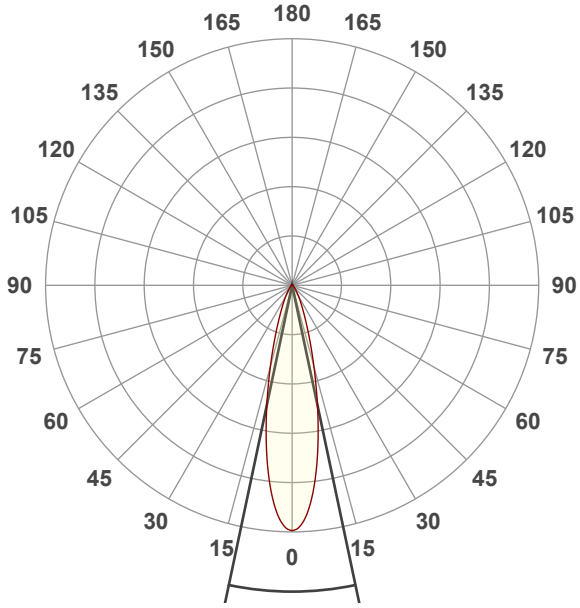

Beam angle 50%: 23,9°
Field angle 10%: 48,8°
Cut off angle 2.5%: 74,2°

Spectra

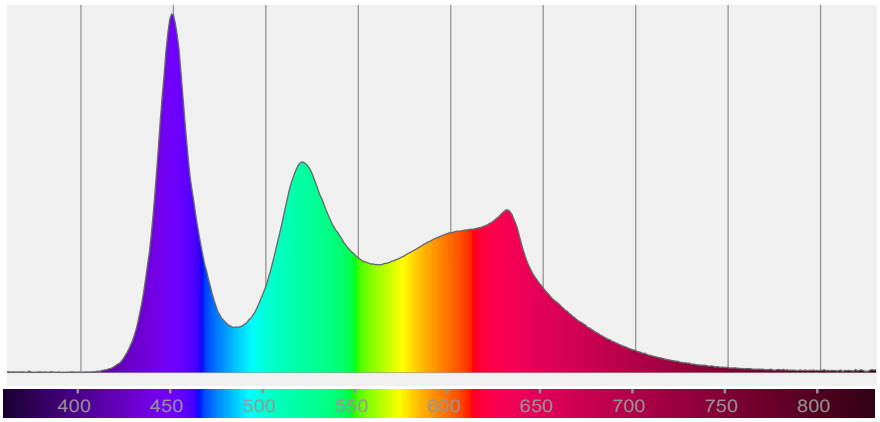

COLOR DETAILS

PROLIGHTS

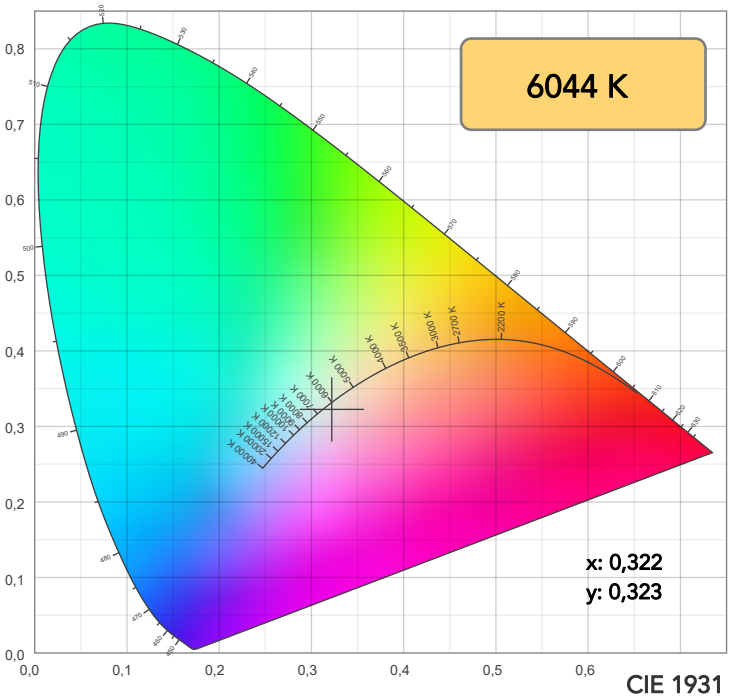

CIE 1931

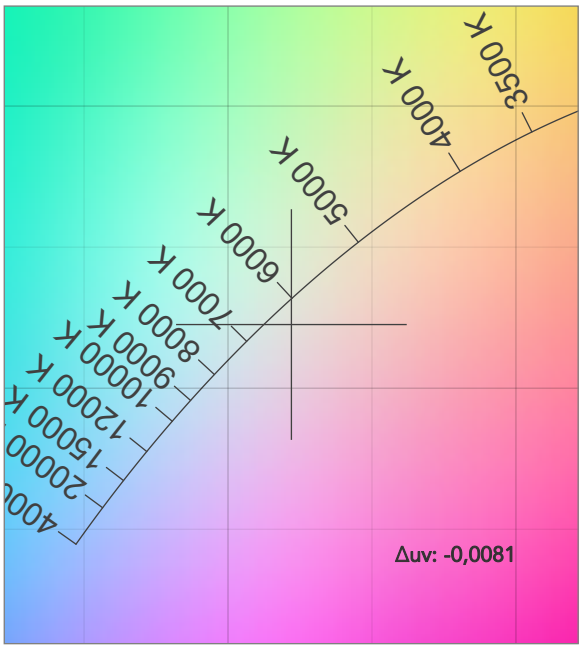

CIE 1931 ZOOM

TM30: 89,0

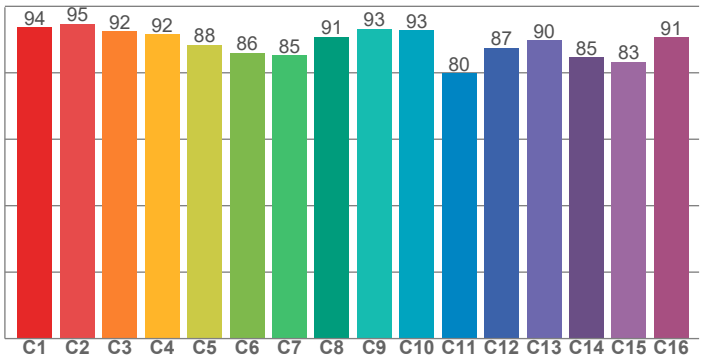

CRI: 89,9 (R1-R8)

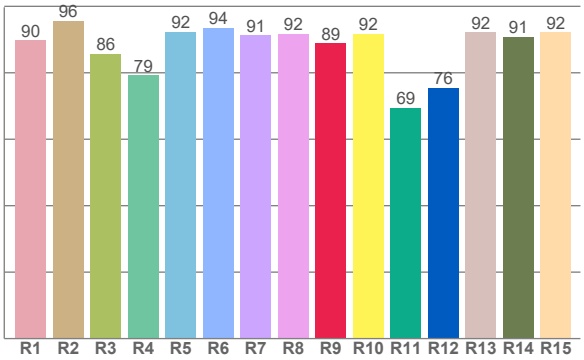

CRI R values, only R1-R8 are used to calculate final CRI value

R1	R2	R3	R4	R5	R6	R7	R8	R9	R10	R11	R12	R13	R14	R15
89,8	95,6	85,8	79,2	92,3	93,6	91,3	91,8	88,9	91,8	69,5	75,5	92,2	90,9	92,2

TM30 C values, 16 binned values out of total of 99 C values

C1	C2	C3	C4	C5	C6	C7	C8	C9	C10	C11	C12	C13	C14	C15	C16
93,6	94,7	92,5	91,5	88,3	85,9	85,3	90,8	93,3	92,8	79,9	87,5	89,8	84,6	83,3	90,7

CQS Q values

Q1	Q2	Q3	Q4	Q5	Q6	Q7	Q8	Q9	Q10	Q11	Q12	Q13	Q14	Q15
98,7	94,4	81,1	92,0	93,8	88,2	95,6	95,0	89,9	90,2	98,3	99,4	98,6	96,2	98,8

CQS: 92,3

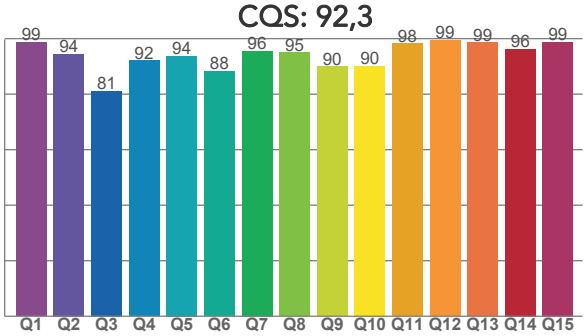

COLOR PARAMETERS

Color temperature	Color rendering index	Red component	Color fidelity	Color gamut	Color quality scale	Television lighting index	Color coordinate cie 1931	Color coordinate cie 1931	Color diviation from black body
CCT	CRI	CRI R9	TM30 Rf	TM30 Rg	CQS	TLCI	x	y	Δuv
6044 K	89,9	88,9	89,0	108,7	92,3	86	0,322	0,323	-0,0081

PROLIGHTS is a trademark of
MUSIC & LIGHTS S.r.l.
musiclights.it

Via A. Olivetti snc
04026 - Minturno (LT) ITALY
Tel: +39 0771 72190

prolights.it
info@prolights.it

TM30 DETAILS

PROLIGHTS

Rf 89,0

Fidelity index Rf

Rg 108,7

Gammut index

		Graphic shifts (%)	
Hue Bin	R_f	Chroma	Hue
1	94	1%	-1%
2	95	2%	1%
3	92	2%	3%
4	92	1%	5%
5	88	2%	4%
6	86	9%	5%
7	85	10%	0%
8	91	4%	-1%
9	93	0%	0%
10	93	-2%	4%
11	80	1%	13%
12	87	3%	8%
13	90	7%	6%
14	85	7%	6%
15	83	15%	-5%
16	91	5%	-1%

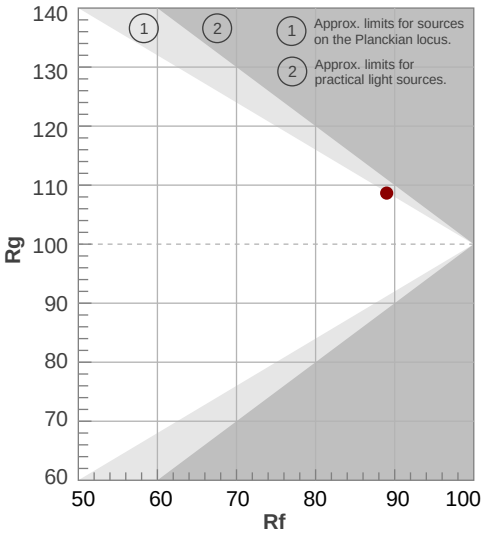

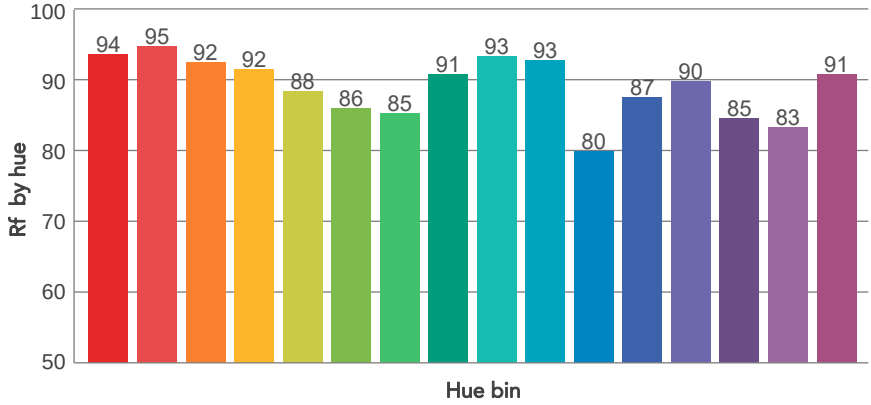

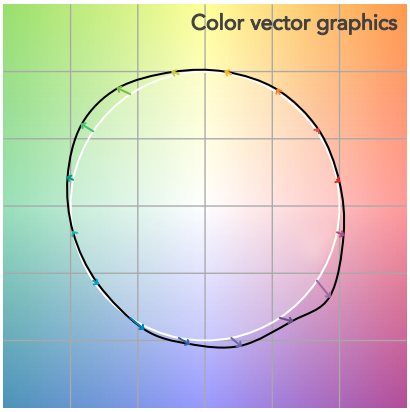

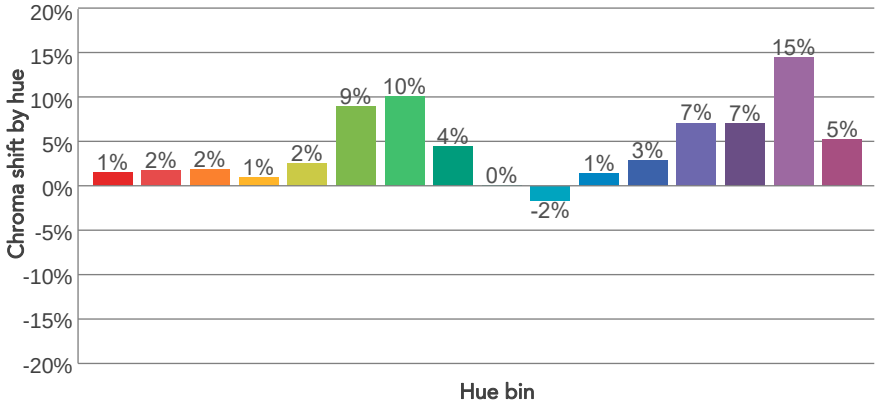

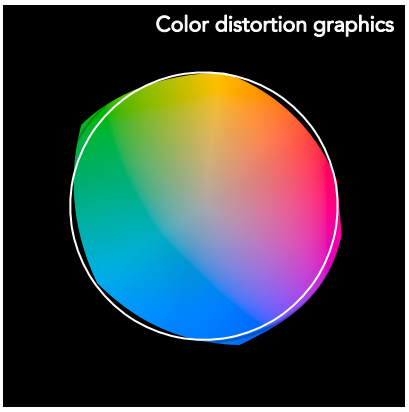

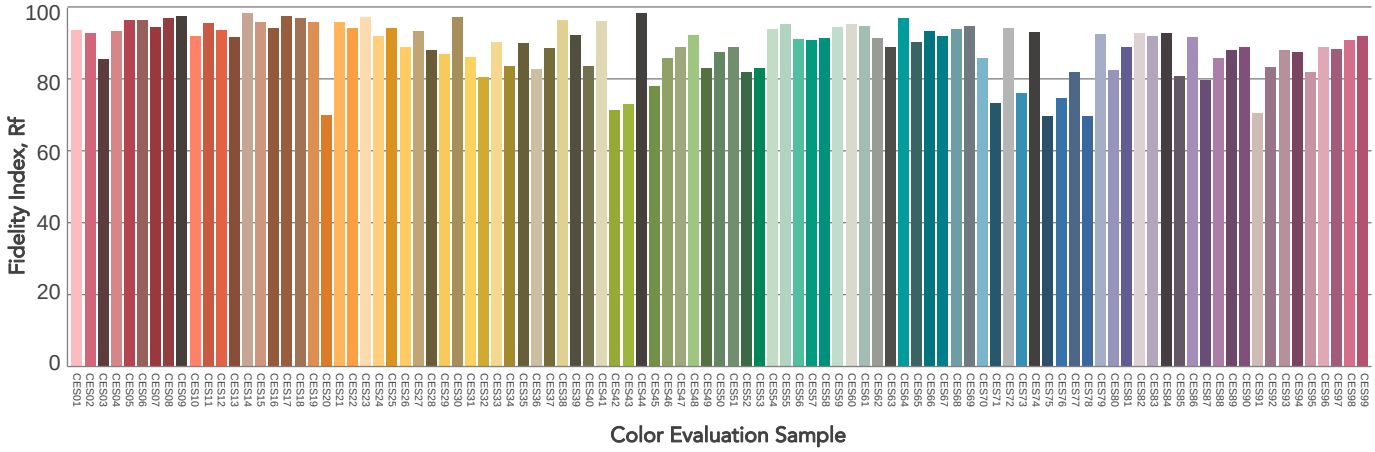

PROLIGHTS is a trademark of
MUSIC & LIGHTS S.r.l.
musiclights.it

Via A. Olivetti snc
04026 - Minturno (LT) ITALY
Tel: +39 0771 72190

prolights.it
info@prolights.it

BEAM DETAILS

Beam angle 50%	Field angle 10%	Cut off angle 2,5%	Intensity ratio in 120° cone	Intensity ratio in 90° cone
23,9°	48,8°	74,2°	96,8%	92,7%

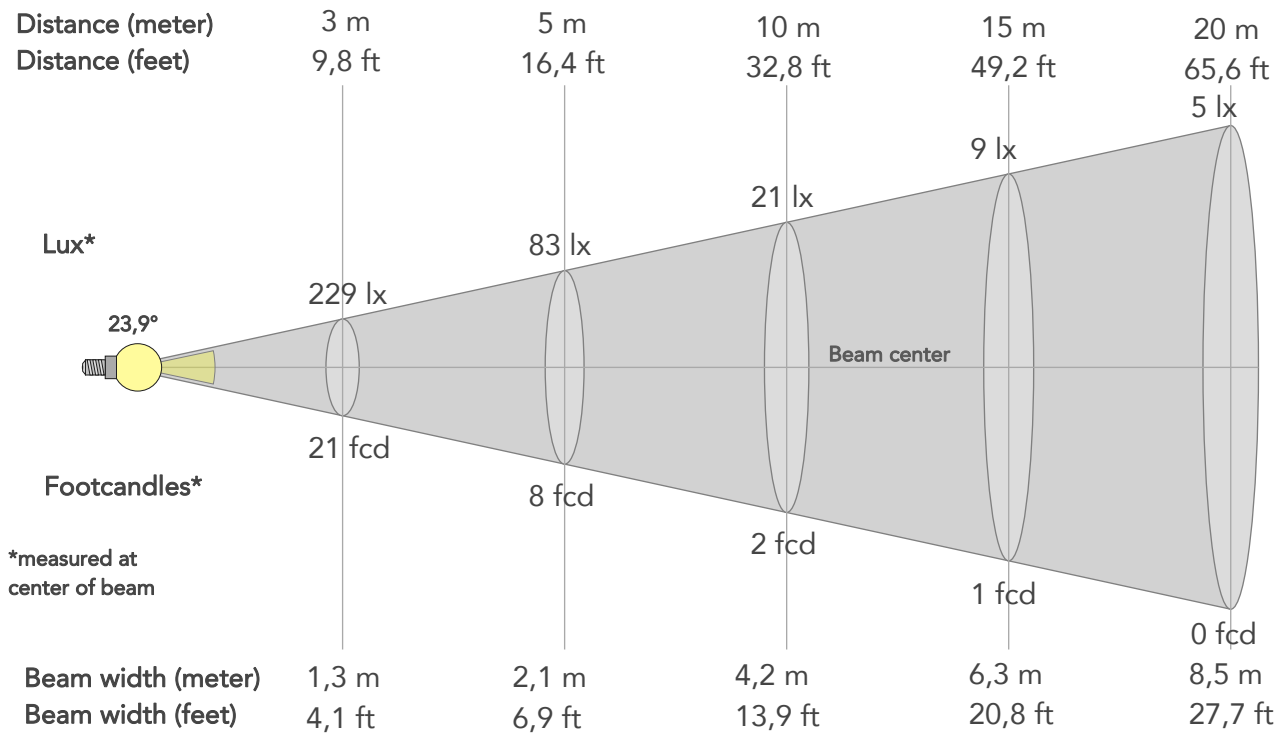

BEAM INTENSITIES AND WIDTHS

Distance	1m	2m	3m	4m	5m	7,5m	10m	15m	20m	25m	30m	40m	50m
Distance	3,3ft	6,6ft	9,8ft	13,1ft	16,4ft	24,6ft	32,8ft	49,2ft	65,6ft	82ft	98,4ft	131,2ft	164ft
Lux	2064lx	516lx	229lx	129lx	83lx	37lx	21lx	9lx	5lx	3lx	2lx	1lx	1lx
Footcand.	192fcd	48fcd	21fcd	12fcd	8fcd	3fcd	2fcd	1fcd	0fcd	0fcd	0fcd	0fcd	0fcd
Beam wid.	0,4m	0,8m	1,3m	1,7m	2,1m	3,2m	4,2m	6,3m	8,5m	10,6m	12,7m	16,9m	21,1m
Beam wid.	1,4ft	2,8ft	4,1ft	5,5ft	6,9ft	10,4ft	13,9ft	20,8ft	27,7ft	34,6ft	41,6ft	55,4ft	69,3ft

LINEAR DISTRIBUTION DIAGRAM

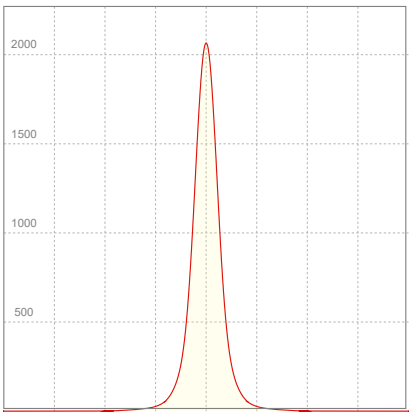

ELECTRICAL SPECIFICATIONS

Input voltage	Input current	Input power	Power FC	Effeciency
227V	0,121A	13,0W	0,47	41lm/W

PROLIGHTS is a trademark of
MUSIC & LIGHTS S.r.l.
musiclights.it

Via A. Olivetti snc
04026 - Minturno (LT) ITALY
Tel: +39 0771 72190

prolights.it
info@prolights.it

ISO DIAGRAMS

ISO CANDELA DIAGRAM

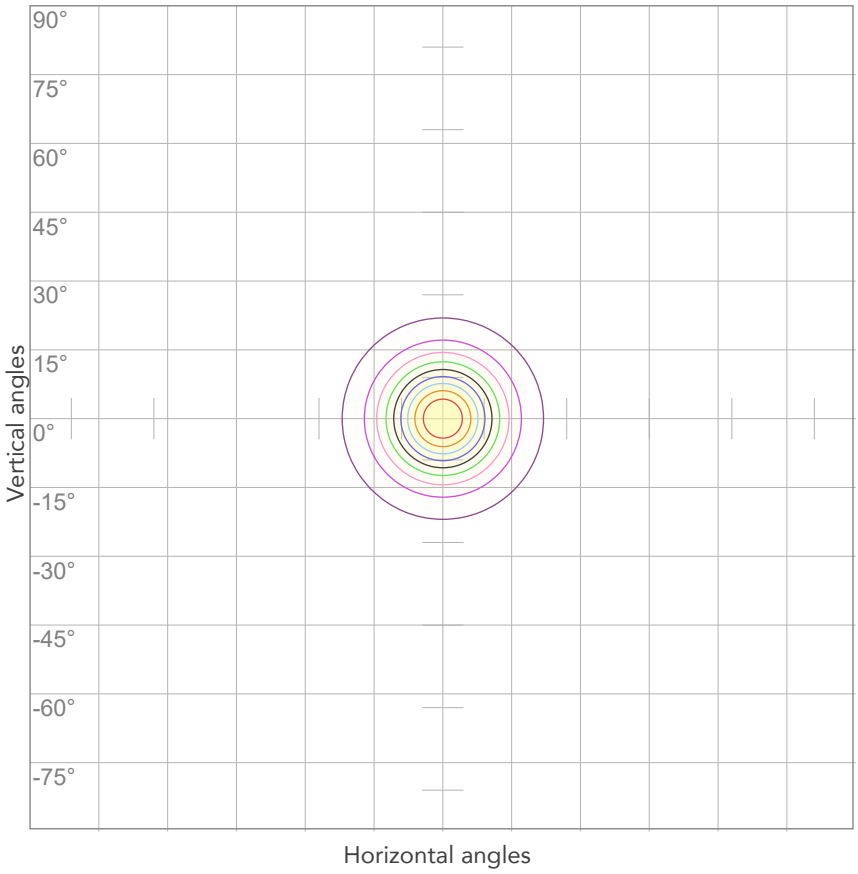

10%	206 cd
20%	413 cd
30%	619 cd
40%	826 cd
50%	1032 cd
60%	1239 cd
70%	1445 cd
80%	1651 cd

Conditions:

Number of c-planes: 2

Candela at center: 2064 cd

ISO LUX DIAGRAM

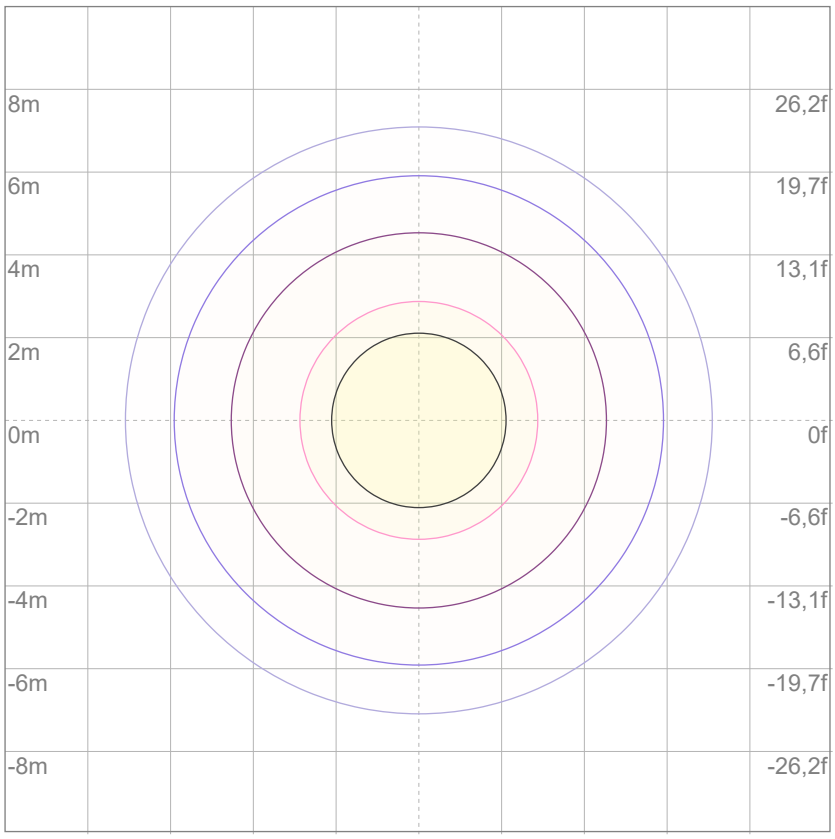

Mounting height: 10 meters (33 feet)

3%	0,619 lx
5%	1,03 lx
10%	2,06 lx
30%	6,19 lx
50%	10,3 lx

Conditions:

Number of c-planes: 2

Lux at center: 20,6 lx

Lux distribution on a surface when lamp is mounted at 10 meters from the surface.

Total lumen output:

538 lm

Peak candela output:

696 cd

Light quality:

CRI: 89,7

Color temperature:

6056 K

PRODUCT NAME:

ARCSPOTXSFC

MEASURAMENT CONDITIONS:

Beam angle:
10° + 40° Filter

Target:
6000K

Operator:
Salvatore Giglio

Date and time:
21/05/2024 14:31:26

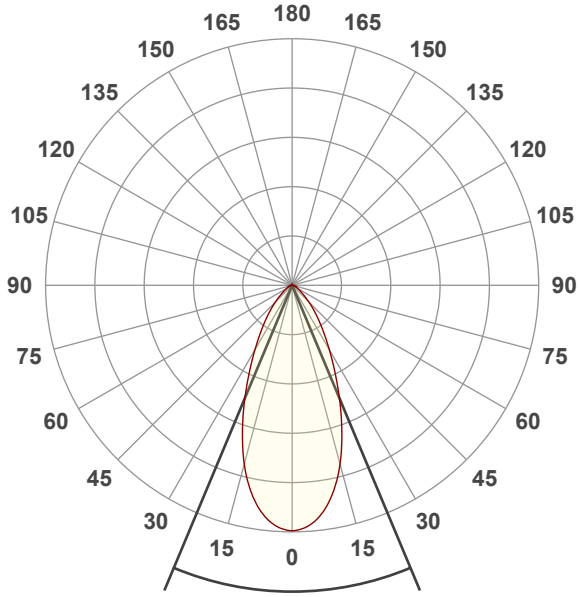

Beam angle 50%: 45,4°
Field angle 10%: 89,3°
Cut off angle 2.5%: 122°

Spectra

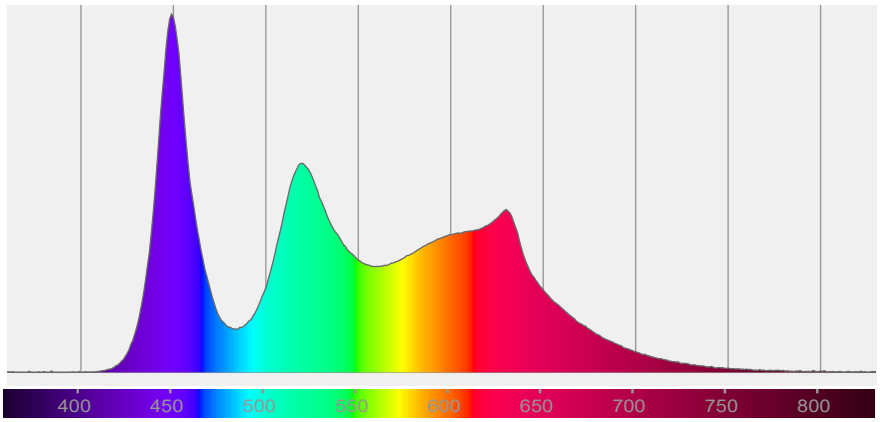

COLOR DETAILS

PROLIGHTS

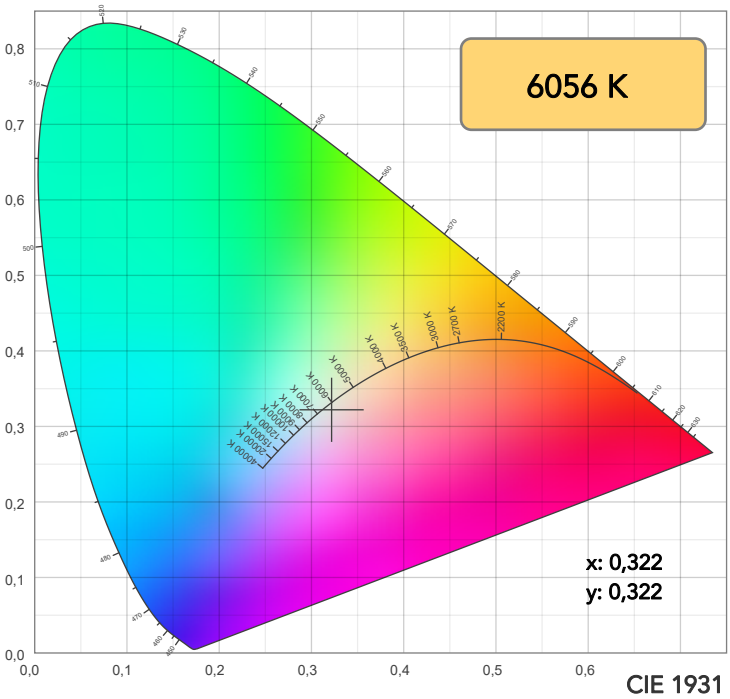

CIE 1931

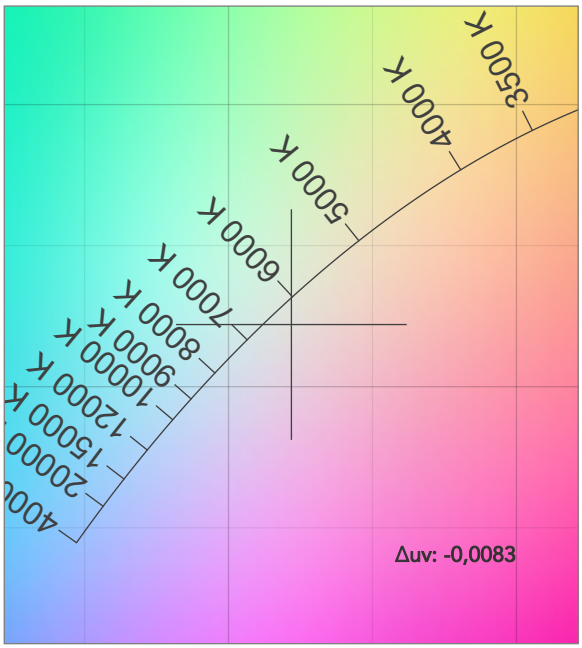

CIE 1931 ZOOM

TM30: 88,8

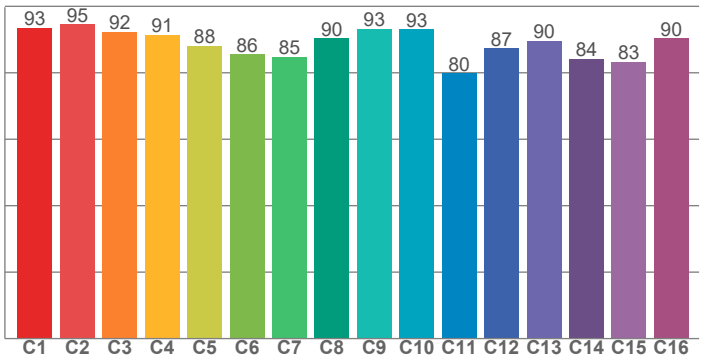

CRI: 89,7 (R1-R8)

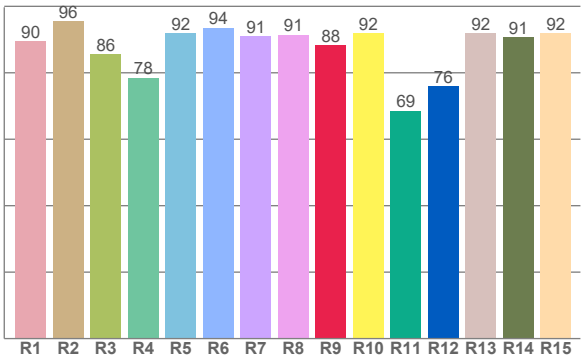

CRI R values, only R1-R8 are used to calculate final CRI value

R1	R2	R3	R4	R5	R6	R7	R8	R9	R10	R11	R12	R13	R14	R15
89,5	95,6	85,7	78,5	91,9	93,6	91,1	91,4	88,2	91,9	68,6	75,9	91,9	90,8	91,9

TM30 C values, 16 binned values out of total of 99 C values

C1	C2	C3	C4	C5	C6	C7	C8	C9	C10	C11	C12	C13	C14	C15	C16
93,5	94,6	92,4	91,5	88,2	85,5	84,8	90,4	93,2	93,1	79,9	87,3	89,7	84,2	83,2	90,4

CQS Q values

Q1	Q2	Q3	Q4	Q5	Q6	Q7	Q8	Q9	Q10	Q11	Q12	Q13	Q14	Q15
98,6	94,3	81,1	92,4	93,3	87,9	95,7	94,7	89,8	90,2	98,5	99,4	98,6	96,1	98,8

CQS: 92,2

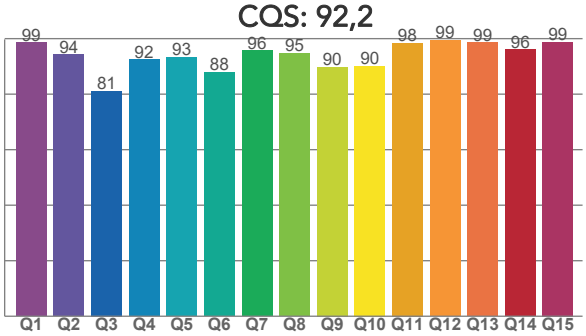

COLOR PARAMETERS

Color temperature	Color rendering index	Red component	Color fidelity	Color gamut	Color quality scale	Television lighting index	Color coordinate cie 1931	Color coordinate cie 1931	Color diviation from black body
CCT	CRI	CRI R9	TM30 Rf	TM30 Rg	CQS	TLCI	x	y	Δuv
6056 K	89,7	88,2	88,8	108,9	92,2	85	0,322	0,322	-0,0083

PROLIGHTS is a trademark of
MUSIC & LIGHTS S.r.l.
musiclights.it

Via A. Olivetti snc
04026 - Minturno (LT) ITALY
Tel: +39 0771 72190

prolights.it
info@prolights.it

TM30 DETAILS

PROLIGHTS

Rf 88,8

Fidelity index Rf

Rg 108,9

Gammut index

		Graphic shifts (%)	
Hue Bin	R_f	Chroma	Hue
1	93	2%	-1%
2	95	2%	1%
3	92	2%	3%
4	91	1%	5%
5	88	3%	4%
6	86	9%	5%
7	85	10%	0%
8	90	5%	-1%
9	93	0%	0%
10	93	-2%	3%
11	80	1%	13%
12	87	3%	8%
13	90	7%	6%
14	84	7%	6%
15	83	15%	-4%
16	90	5%	-1%

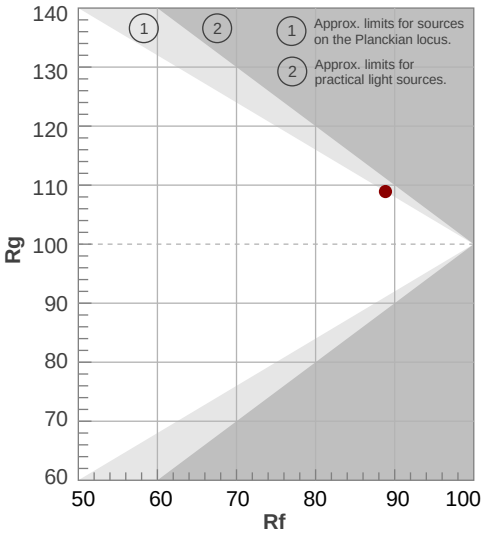

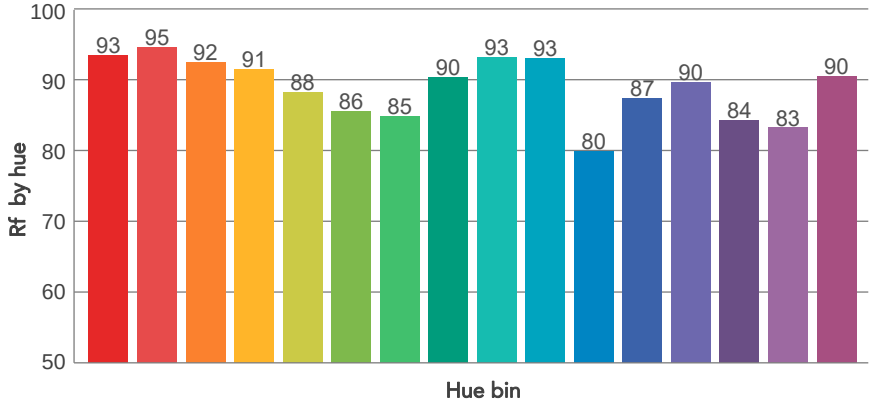

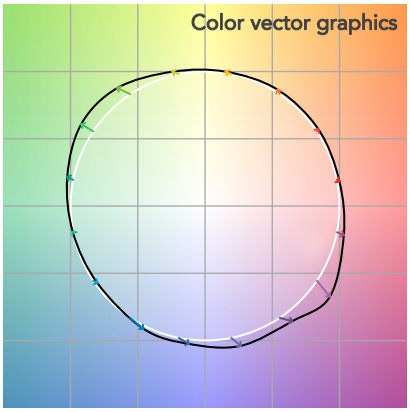

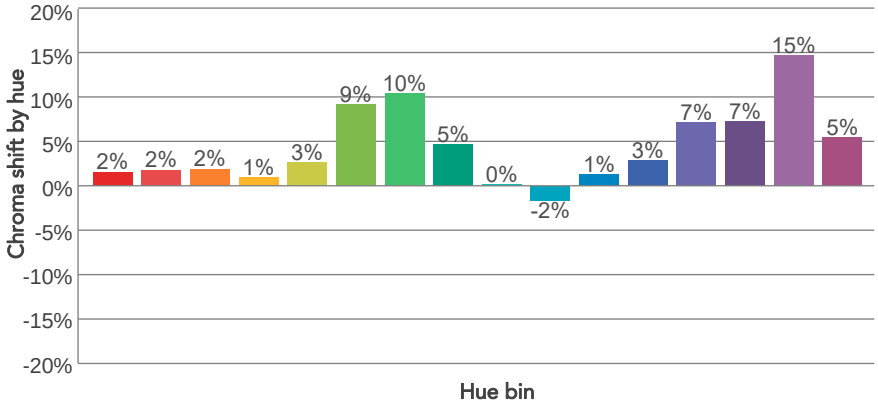

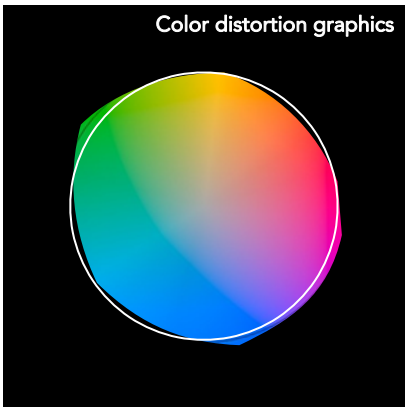

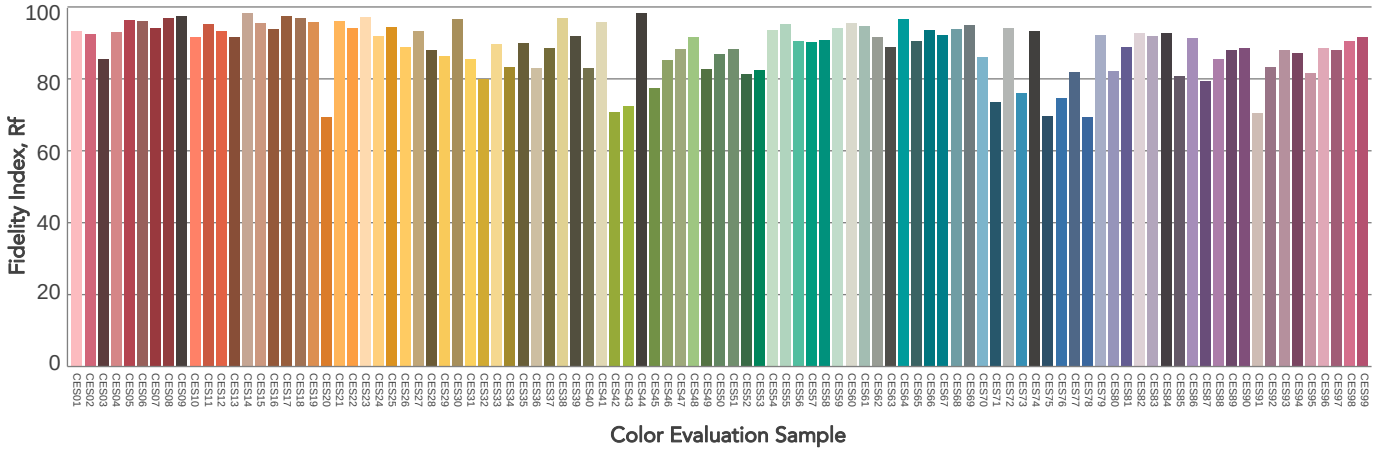

PROLIGHTS is a trademark of
MUSIC & LIGHTS S.r.l.
musiclights.it

Via A. Olivetti snc
04026 - Minturno (LT) ITALY
Tel: +39 0771 72190

prolights.it
info@prolights.it

BEAM DETAILS

Beam angle 50%	Field angle 10%	Cut off angle 2,5%	Intensity ratio in 120° cone	Intensity ratio in 90° cone
45,4°	89,3°	122°	95,9%	87,2%

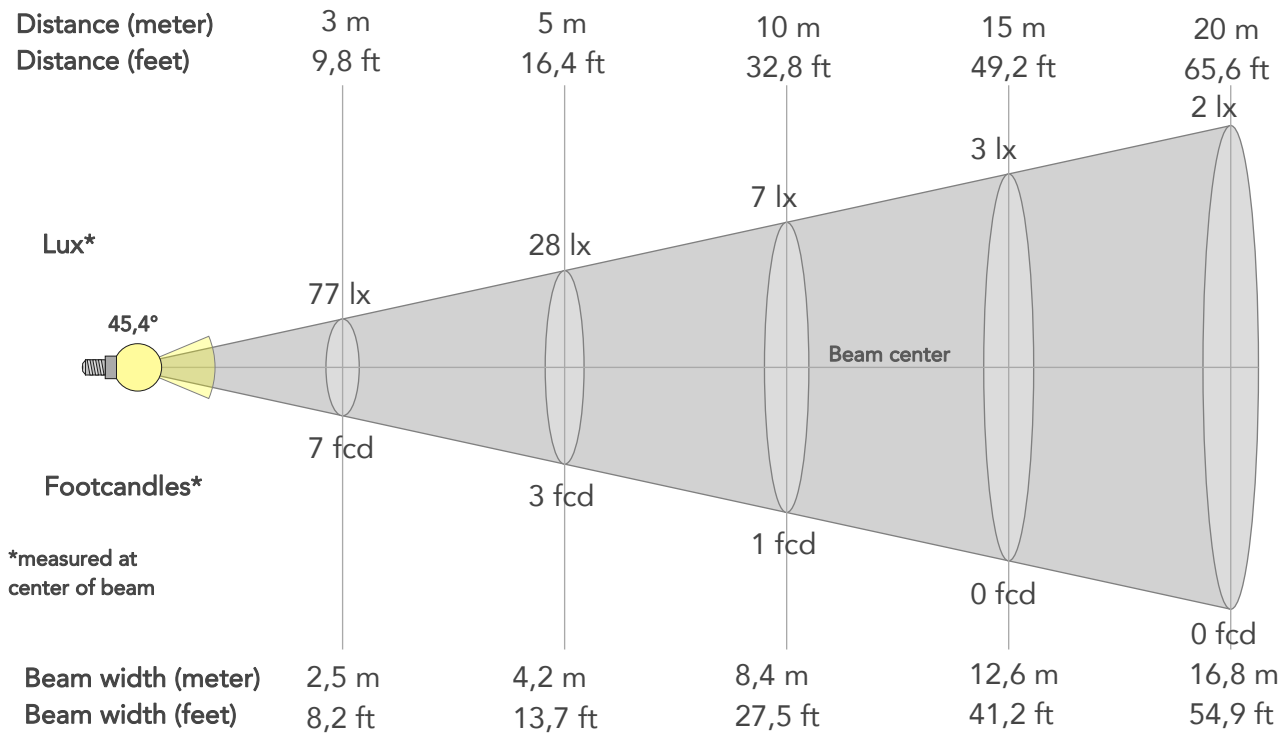

BEAM INTENSITIES AND WIDTHS

Distance	1m	2m	3m	4m	5m	7,5m	10m	15m	20m	25m	30m	40m	50m
Distance	3,3ft	6,6ft	9,8ft	13,1ft	16,4ft	24,6ft	32,8ft	49,2ft	65,6ft	82ft	98,4ft	131,2ft	164ft
Lux	696lx	174lx	77lx	44lx	28lx	12lx	7lx	3lx	2lx	1lx	1lx	0lx	0lx
Footcand.	65fcd	16fcd	7fcd	4fcd	3fcd	1fcd	1fcd	0fcd	0fcd	0fcd	0fcd	0fcd	0fcd
Beam wid.	0,8m	1,7m	2,5m	3,4m	4,2m	6,3m	8,4m	12,6m	16,8m	20,9m	25,1m	33,5m	41,9m
Beam wid.	2,8ft	5,5ft	8,2ft	11ft	13,7ft	20,6ft	27,5ft	41,2ft	54,9ft	68,7ft	82,4ft	109,9ft	137,4ft

LINEAR DISTRIBUTION DIAGRAM

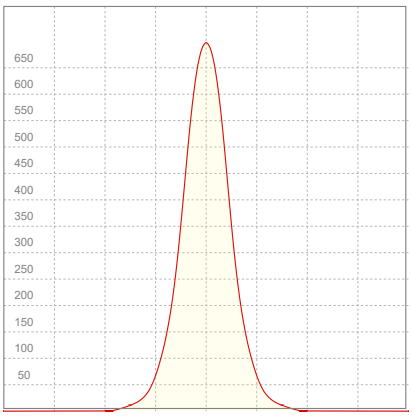

ELECTRICAL SPECIFICATIONS

Input voltage	Input current	Input power	Power FC	Effeciency
229V	0,122A	13,1W	0,47	41lm/W

ISO DIAGRAMS

ISO CANDELA DIAGRAM

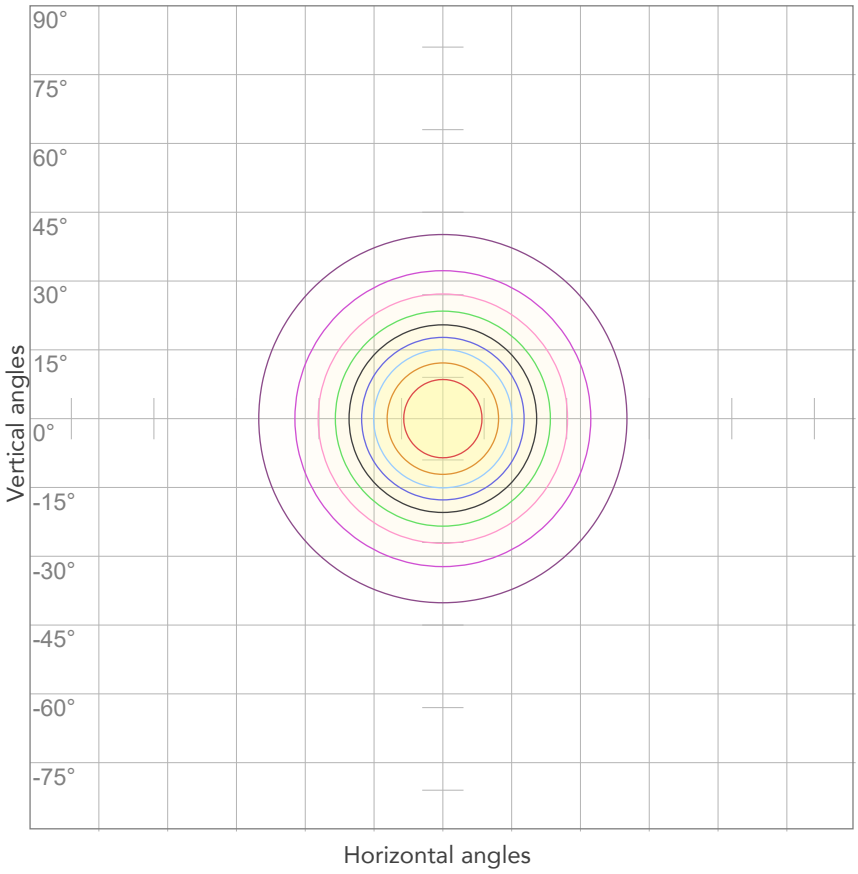

10%	70 cd
20%	139 cd
30%	209 cd
40%	279 cd
50%	348 cd
60%	418 cd
70%	488 cd
80%	557 cd

Conditions:

Number of c-planes: 2

Candela at center: 696 cd

ISO LUX DIAGRAM

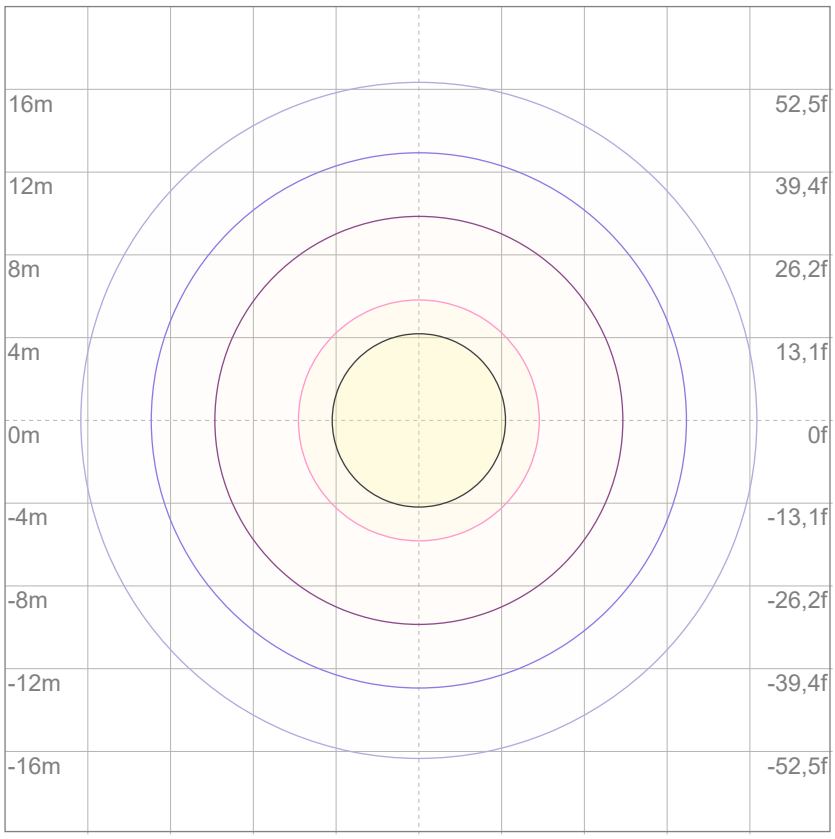

Mounting height: 10 meters (33 feet)

3%	0,209 lx
5%	0,348 lx
10%	0,696 lx
30%	2,09 lx
50%	3,48 lx

Conditions:

Number of c-planes: 2

Lux at center: 6,96 lx

Lux distribution on a surface when lamp is mounted at 10 meters from the surface.

Total lumen output:

512 lm

Peak candela output:

502 cd

Light quality:

CRI: 90,0

Color temperature:

6028 K

PRODUCT NAME:

ARCSPOTXSFC

MEASURAMENT CONDITIONS:

Beam angle:
10° + 60° Filter

Target:
6000K

Operator:
Salvatore Giglio

Date and time:
21/05/2024 15:52:50

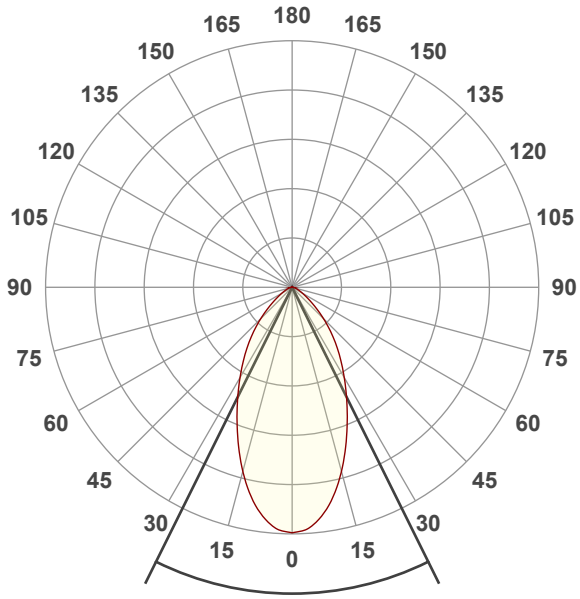

Beam angle 50%: 52,8°
Field angle 10%: 104,1°
Cut off angle 2.5%: 136,4°

Spectra

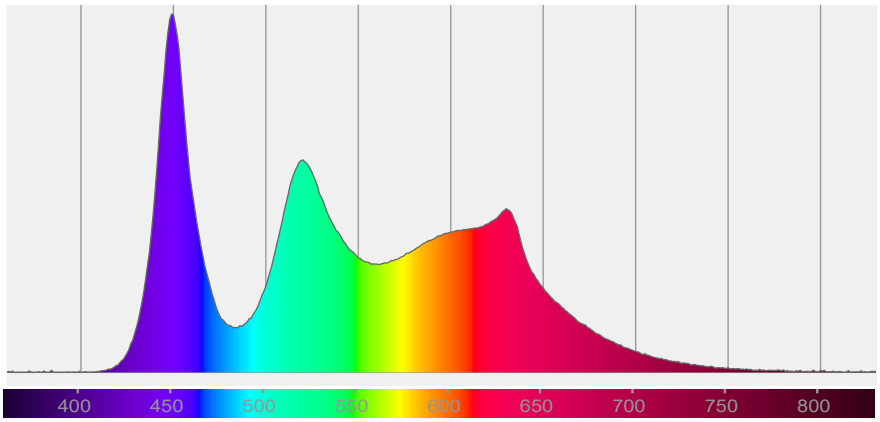

COLOR DETAILS

PROLIGHTS

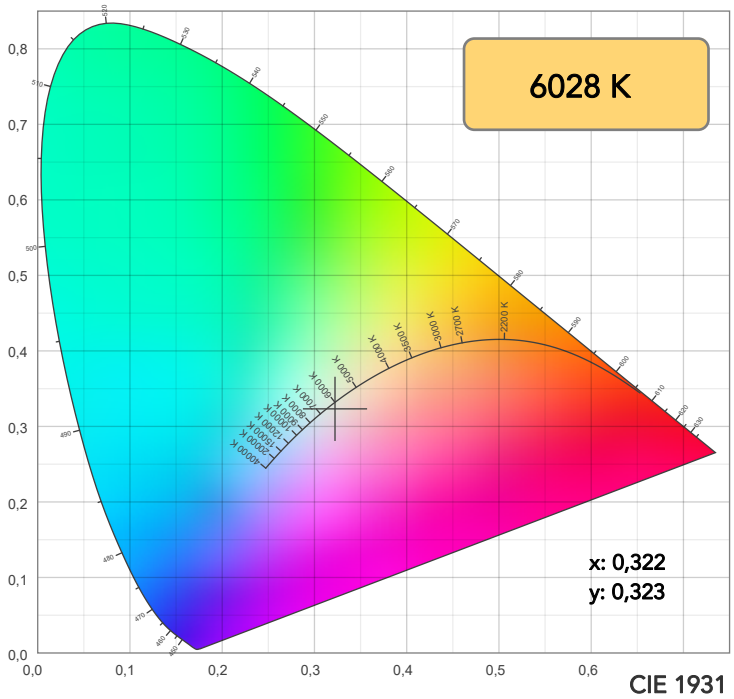

CIE 1931

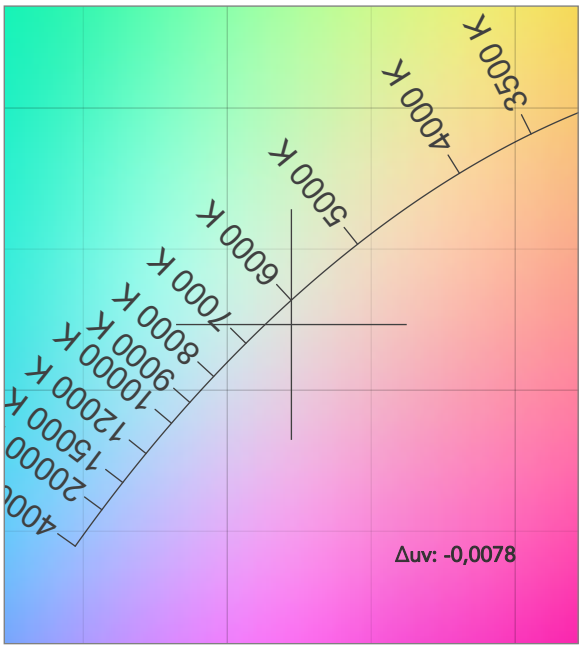

CIE 1931 ZOOM

TM30: 89,0

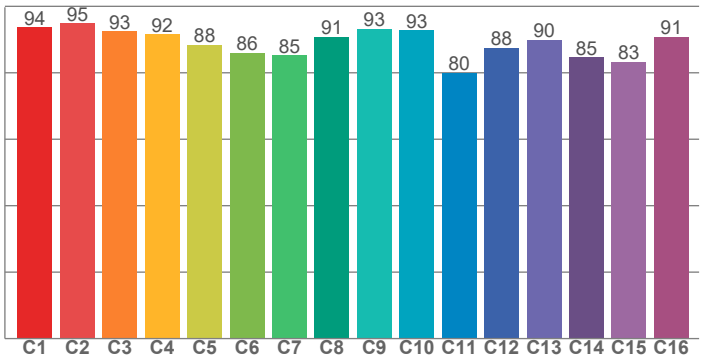

CRI: 90,0 (R1-R8)

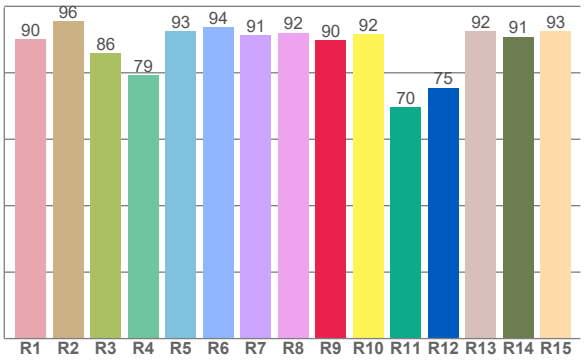

CRI R values, only R1-R8 are used to calculate final CRI value

R1	R2	R3	R4	R5	R6	R7	R8	R9	R10	R11	R12	R13	R14	R15
90,1	95,6	85,8	79,2	92,5	93,7	91,3	92,0	89,9	91,6	69,5	75,5	92,4	90,9	92,5

TM30 C values, 16 binned values out of total of 99 C values

C1	C2	C3	C4	C5	C6	C7	C8	C9	C10	C11	C12	C13	C14	C15	C16
93,7	94,8	92,5	91,5	88,3	85,9	85,3	90,8	93,3	92,8	79,9	87,6	89,9	84,7	83,3	90,8

CQS Q values

Q1	Q2	Q3	Q4	Q5	Q6	Q7	Q8	Q9	Q10	Q11	Q12	Q13	Q14	Q15
98,5	94,4	81,1	92,2	93,6	88,1	95,5	95,0	90,0	90,2	98,4	99,4	98,7	96,3	98,9

CQS: 92,3

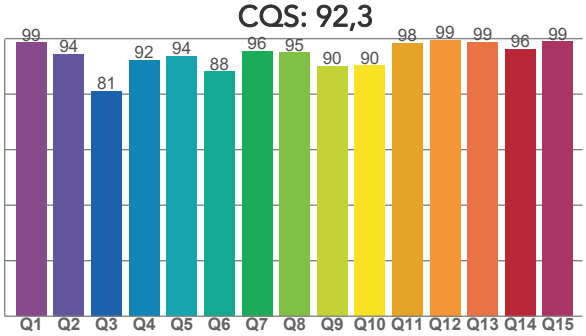

COLOR PARAMETERS

Color temperature	Color rendering index	Red component	Color fidelity	Color gamut	Color quality scale	Television lighting index	Color coordinate cie 1931	Color coordinate cie 1931	Color diviation from black body
CCT	CRI	CRI R9	TM30 Rf	TM30 Rg	CQS	TLCI	x	y	Δuv
6028 K	90,0	89,9	89,0	108,6	92,3	86	0,322	0,323	-0,0078

PROLIGHTS is a trademark of
MUSIC & LIGHTS S.r.l.
musiclights.it

Via A. Olivetti snc
04026 - Minturno (LT) ITALY
Tel: +39 0771 72190

prolights.it
info@prolights.it

TM30 DETAILS

PROLIGHTS

Rf 89,0

Fidelity index Rf

Rg 108,6

Gammut index

		Graphic shifts (%)	
Hue Bin	R_f	Chroma	Hue
1	94	1%	-1%
2	95	2%	1%
3	93	2%	3%
4	92	1%	4%
5	88	2%	4%
6	86	9%	5%
7	85	10%	0%
8	91	4%	-1%
9	93	0%	0%
10	93	-2%	3%
11	80	1%	13%
12	88	3%	8%
13	90	7%	5%
14	85	7%	6%
15	83	14%	-5%
16	91	5%	-1%

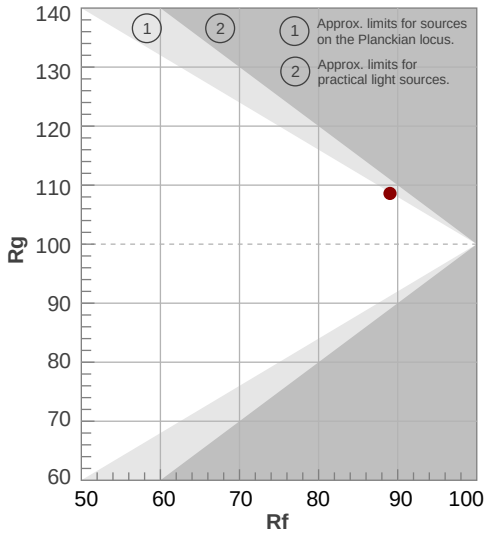

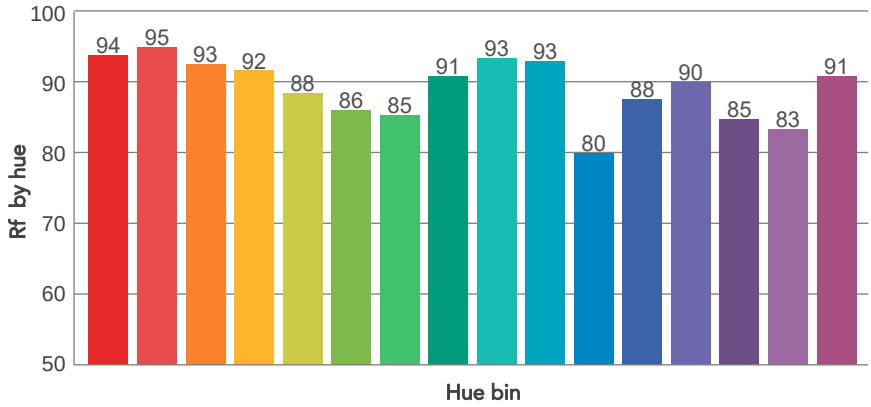

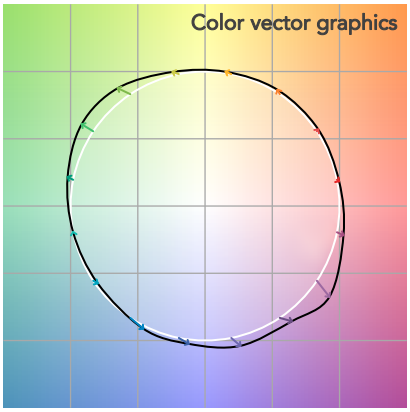

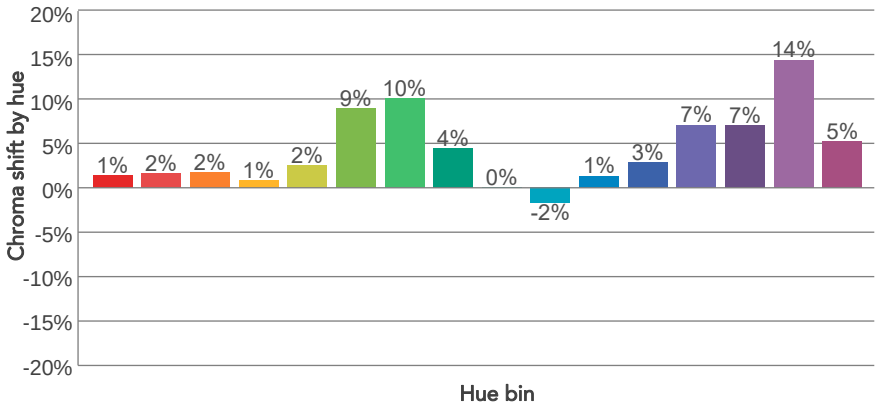

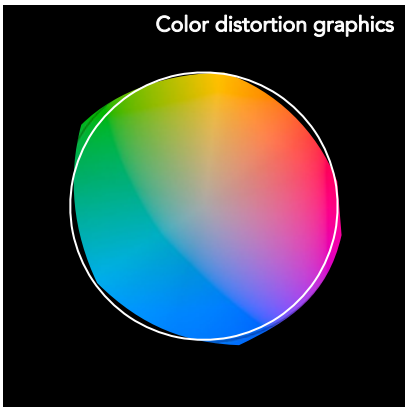

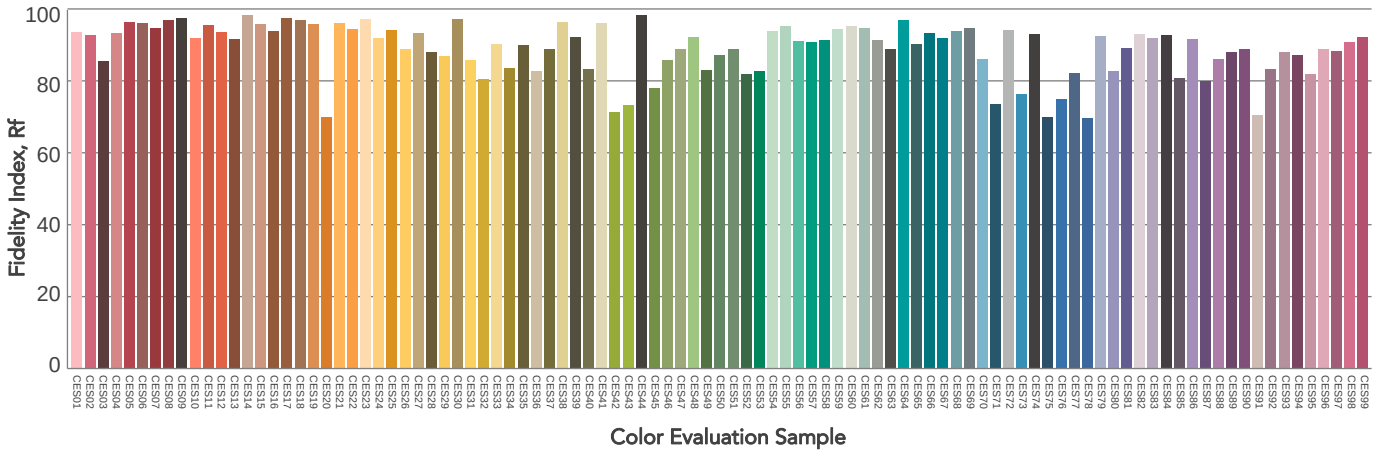

PROLIGHTS is a trademark of
MUSIC & LIGHTS S.r.l.
musiclights.it

Via A. Olivetti snc
04026 - Minturno (LT) ITALY
Tel: +39 0771 72190

prolights.it
info@prolights.it

BEAM DETAILS

Beam angle 50%	Field angle 10%	Cut off angle 2,5%	Intensity ratio in 120° cone	Intensity ratio in 90° cone
52,8°	104,1°	136,4°	95,2%	82,4%

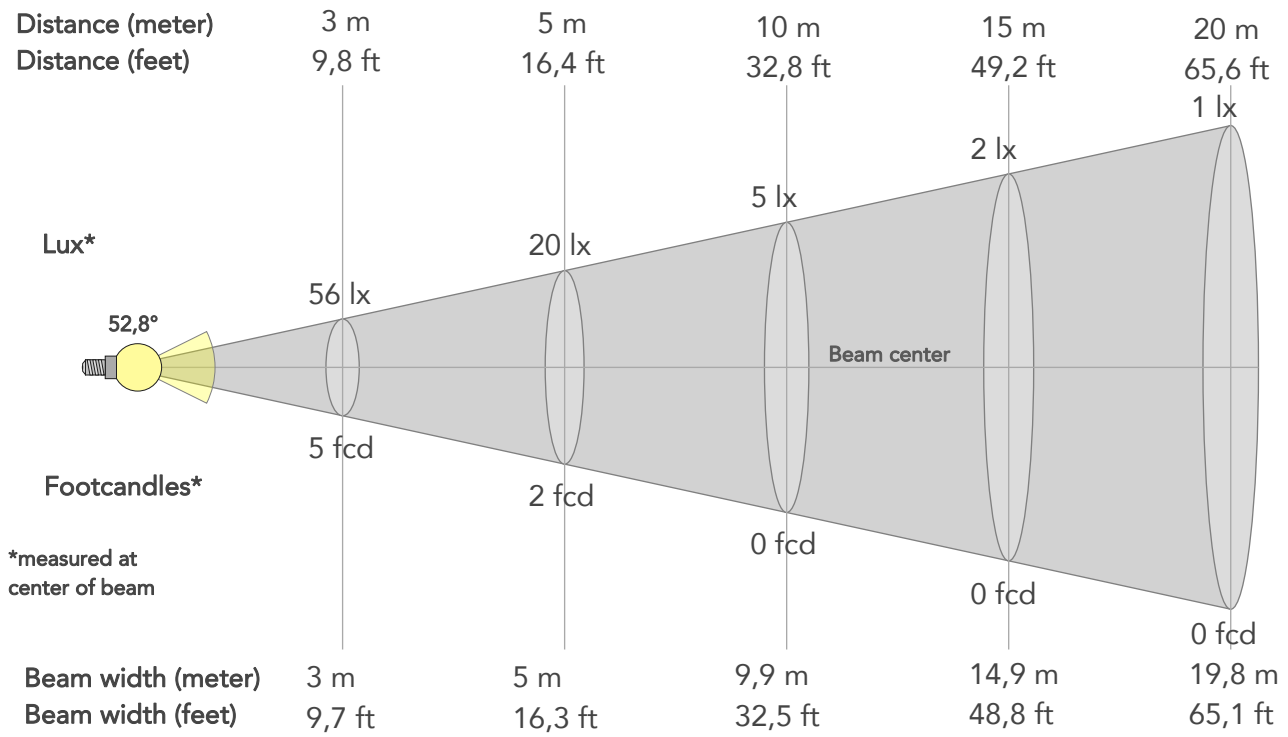

BEAM INTENSITIES AND WIDTHS

Distance	1m	2m	3m	4m	5m	7,5m	10m	15m	20m	25m	30m	40m	50m
Distance	3,3ft	6,6ft	9,8ft	13,1ft	16,4ft	24,6ft	32,8ft	49,2ft	65,6ft	82ft	98,4ft	131,2ft	164ft
Lux	502lx	126lx	56lx	31lx	20lx	9lx	5lx	2lx	1lx	1lx	1lx	0lx	0lx
Footcand.	47fcd	12fcd	5fcd	3fcd	2fcd	1fcd	0fcd	0fcd	0fcd	0fcd	0fcd	0fcd	0fcd
Beam wid.	1m	2m	3m	4m	5m	7,4m	9,9m	14,9m	19,8m	24,8m	29,8m	39,7m	49,6m
Beam wid.	3,3ft	6,5ft	9,7ft	13ft	16,3ft	24,4ft	32,5ft	48,8ft	65,1ft	81,3ft	97,6ft	130,1ft	162,7ft

LINEAR DISTRIBUTION DIAGRAM

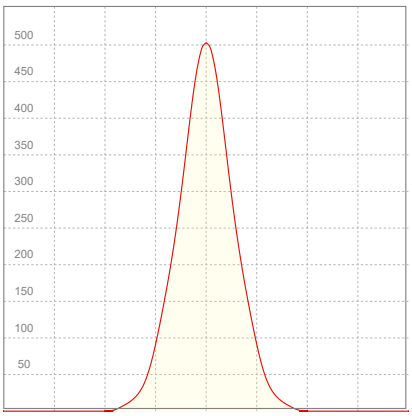

ELECTRICAL SPECIFICATIONS

Input voltage	Input current	Input power	Power FC	Effeciency
228V	0,118A	12,9W	0,48	40lm/W

PROLIGHTS is a trademark of
MUSIC & LIGHTS S.r.l.
musiclights.it

Via A. Olivetti snc
04026 - Minturno (LT) ITALY
Tel: +39 0771 72190

prolights.it
info@prolights.it

ISO DIAGRAMS

ISO CANDELA DIAGRAM

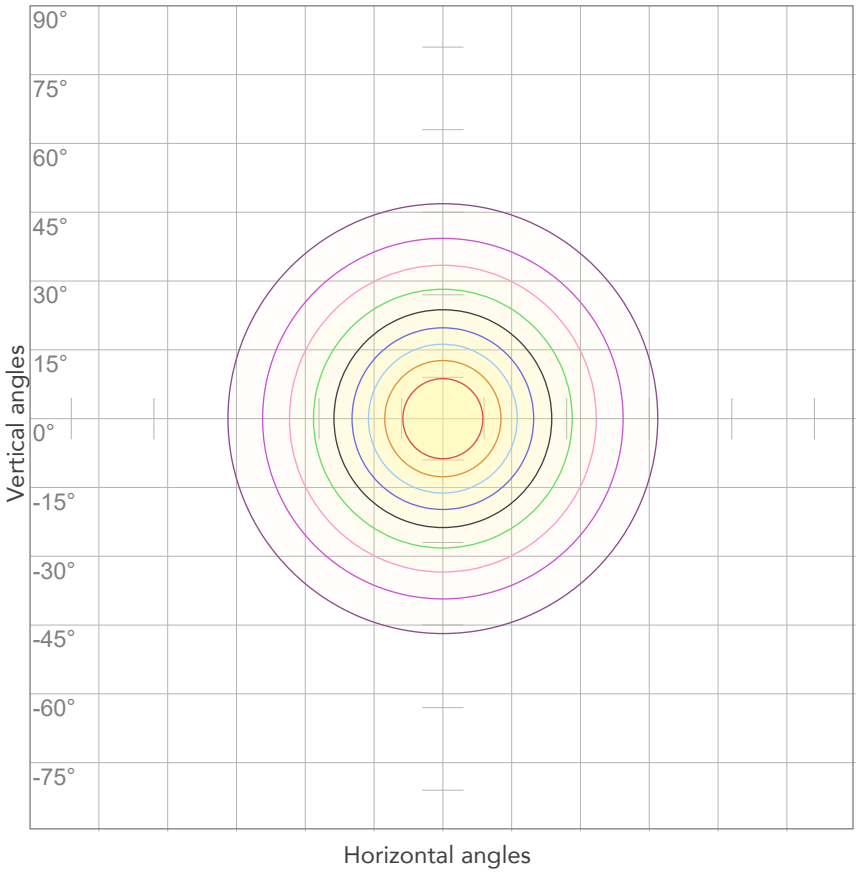

10%	50 cd
20%	100 cd
30%	151 cd
40%	201 cd
50%	251 cd
60%	301 cd
70%	352 cd
80%	402 cd

Conditions:

Number of c-planes: 2

Candela at center: 502 cd

ISO LUX DIAGRAM

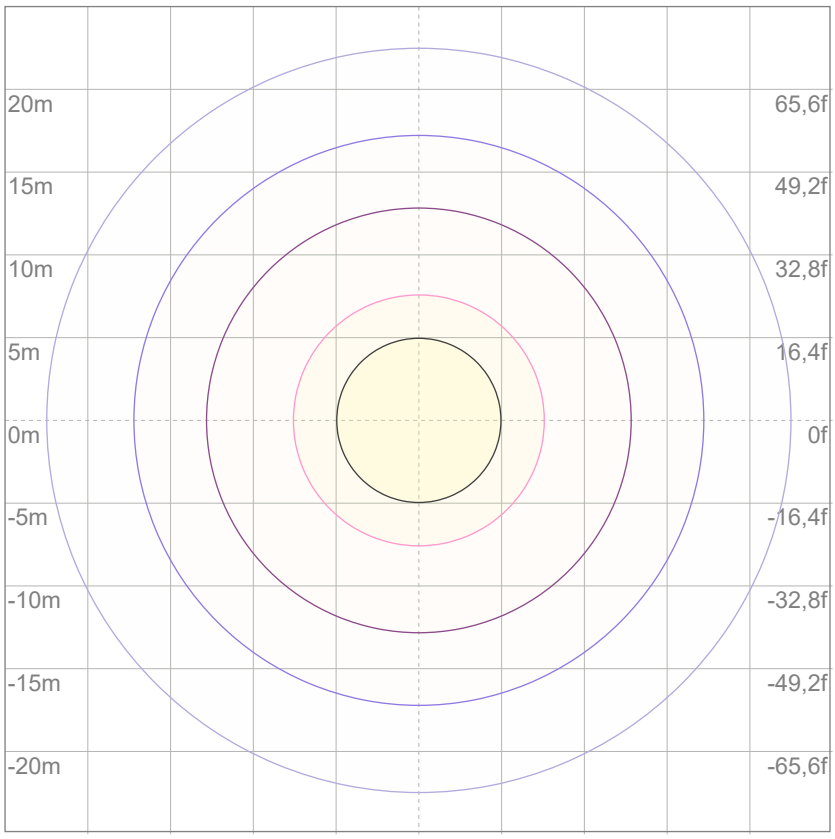

Mounting height: 10 meters (33 feet)

3%	0,151 lx
5%	0,251 lx
10%	0,502 lx
30%	1,51 lx
50%	2,51 lx

Conditions:

Number of c-planes: 2

Lux at center: 5,02 lx

Lux distribution on a surface when lamp is mounted at 10 meters from the surface.

Total lumen output:

751 lm

Peak candela output:

1600 cd

Light quality:

CRI: 90,2

Color temperature:

6090 K

PRODUCT NAME:

ARCSPOTXSFC

MEASURAMENT CONDITIONS:

Beam angle:
10° + 10° x 60° Filter

Target:
6000K

Operator:
Salvatore Giglio

Date and time:
21/05/2024 16:11:31

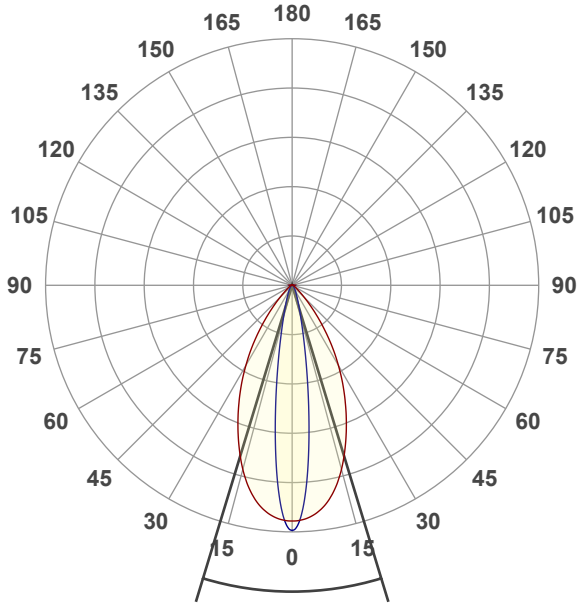

Beam angle 50%: 33,8°
Field angle 10%: 60,2°
Cut off angle 2.5%: 84,7°

Spectra

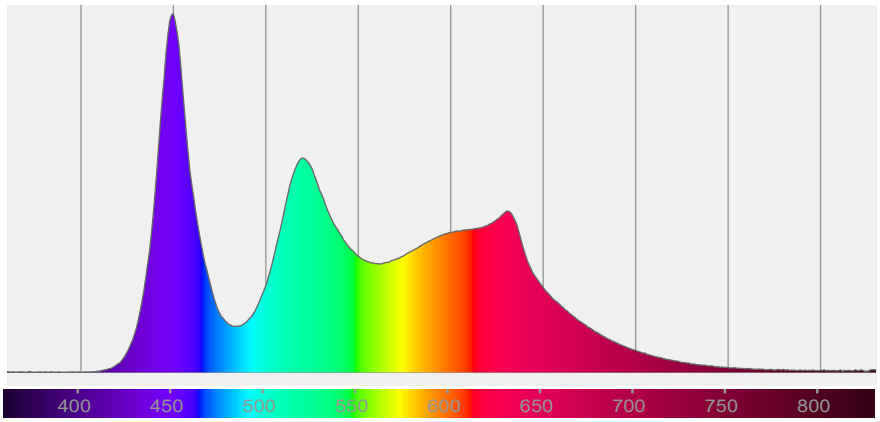

COLOR DETAILS

PROLIGHTS

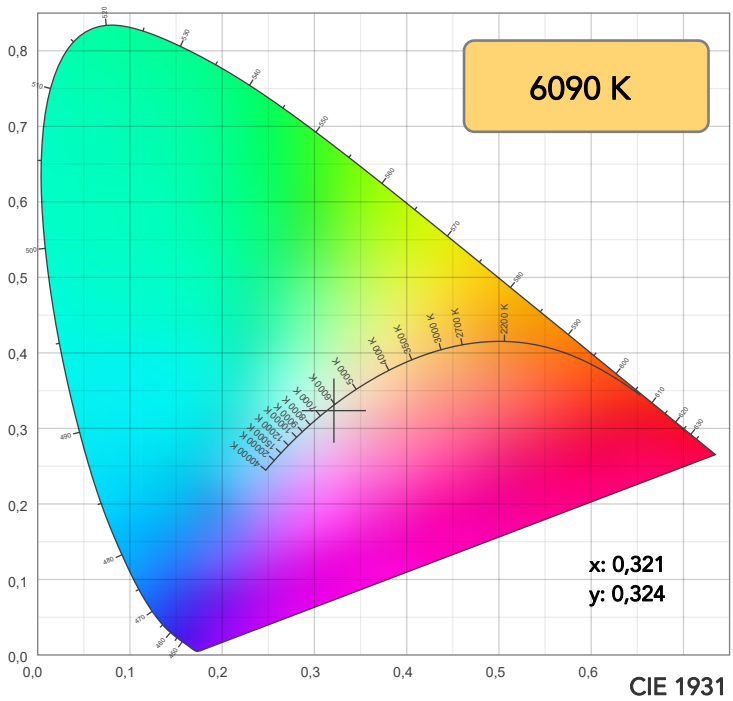

CIE 1931

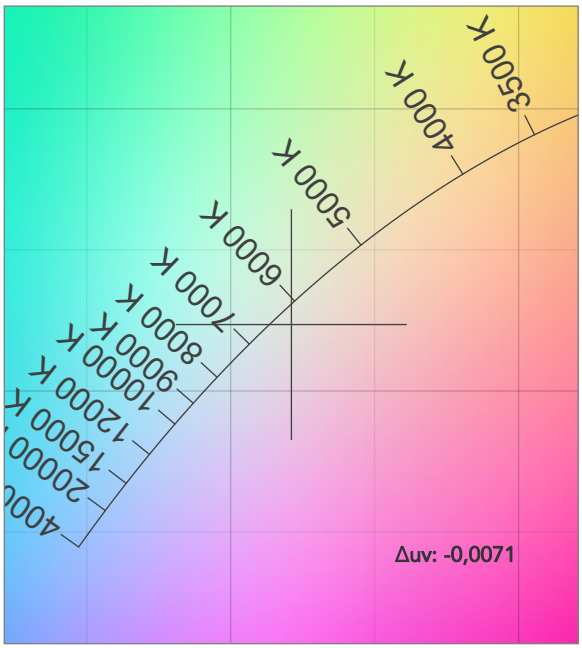

CIE 1931 ZOOM

TM30: 89,2

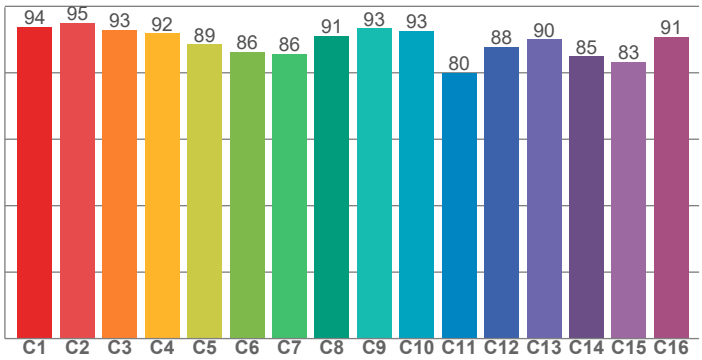

CRI: 90,2 (R1-R8)

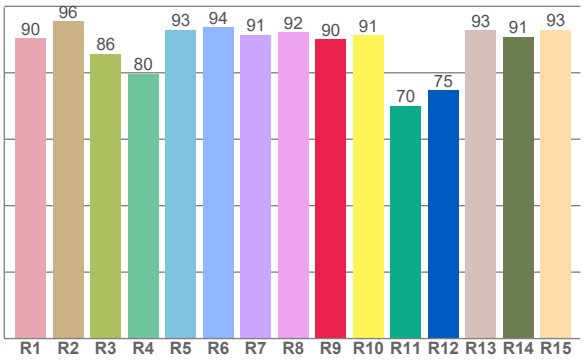

CRI R values, only R1-R8 are used to calculate final CRI value

R1	R2	R3	R4	R5	R6	R7	R8	R9	R10	R11	R12	R13	R14	R15
90,5	95,6	85,7	79,7	93,0	93,8	91,4	92,1	90,1	91,3	70,1	74,7	92,8	90,9	93,0

TM30 C values, 16 binned values out of total of 99 C values

C1	C2	C3	C4	C5	C6	C7	C8	C9	C10	C11	C12	C13	C14	C15	C16
93,7	95,0	92,9	91,8	88,6	86,3	85,6	91,1	93,4	92,6	79,9	87,7	90,0	85,0	83,3	90,9

CQS Q values

Q1	Q2	Q3	Q4	Q5	Q6	Q7	Q8	Q9	Q10	Q11	Q12	Q13	Q14	Q15
98,7	94,6	81,4	92,2	93,9	88,4	95,5	95,1	90,1	90,4	98,7	99,3	98,5	96,5	98,9

CQS: 92,4

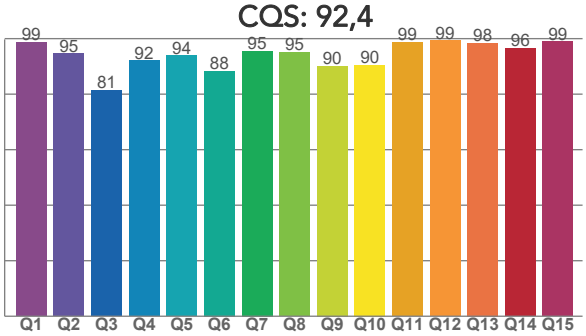

COLOR PARAMETERS

Color temperature	Color rendering index	Red component	Color fidelity	Color gamut	Color quality scale	Television lighting index	Color coordinate cie 1931	Color coordinate cie 1931	Color diviation from black body
CCT	CRI	CRI R9	TM30 Rf	TM30 Rg	CQS	TLCI	x	y	Δuv
6090 K	90,2	90,1	89,2	108,3	92,4	86	0,321	0,324	-0,0071

PROLIGHTS is a trademark of
MUSIC & LIGHTS S.r.l.
musiclights.it

Via A. Olivetti snc
04026 - Minturno (LT) ITALY
Tel: +39 0771 72190

prolights.it
info@prolights.it

TM30 DETAILS

PROLIGHTS

Rf 89,2

Fidelity index Rf

Rg 108,3

Gammut index

		Graphic shifts (%)	
Hue Bin	R_f	Chroma	Hue
1	94	1%	-1%
2	95	2%	0%
3	93	2%	3%
4	92	1%	4%
5	89	2%	4%
6	86	9%	5%
7	86	10%	0%
8	91	4%	-1%
9	93	0%	0%
10	93	-2%	4%
11	80	1%	13%
12	88	3%	8%
13	90	7%	5%
14	85	7%	6%
15	83	14%	-5%
16	91	5%	-1%

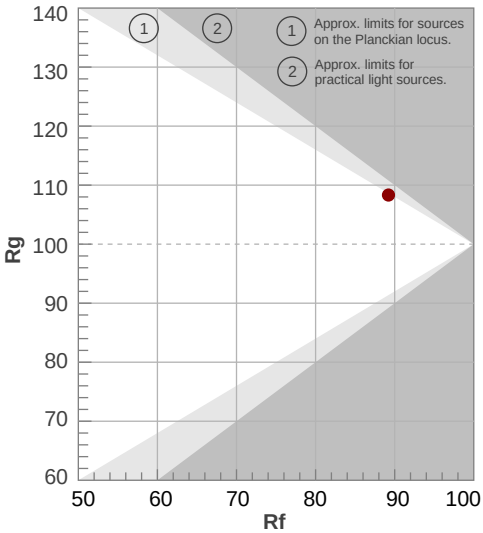

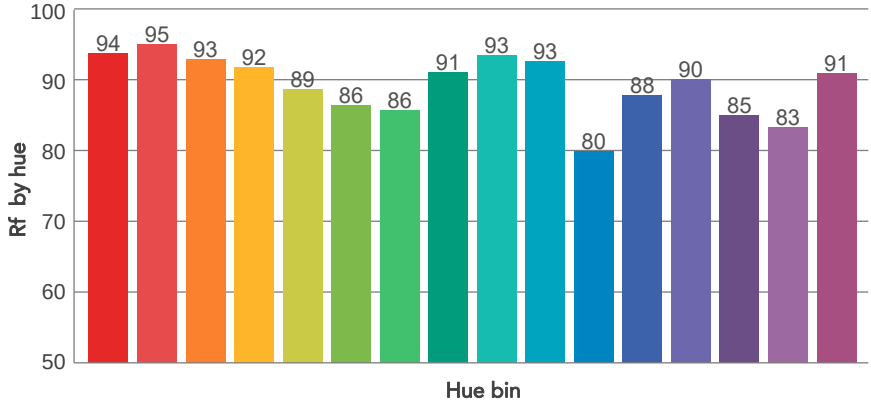

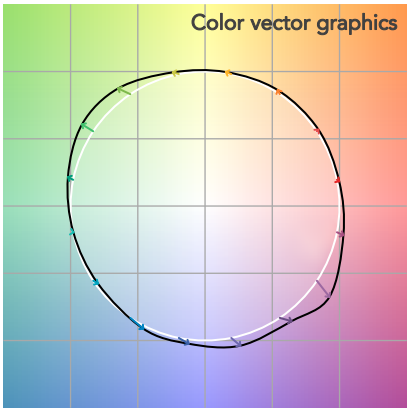

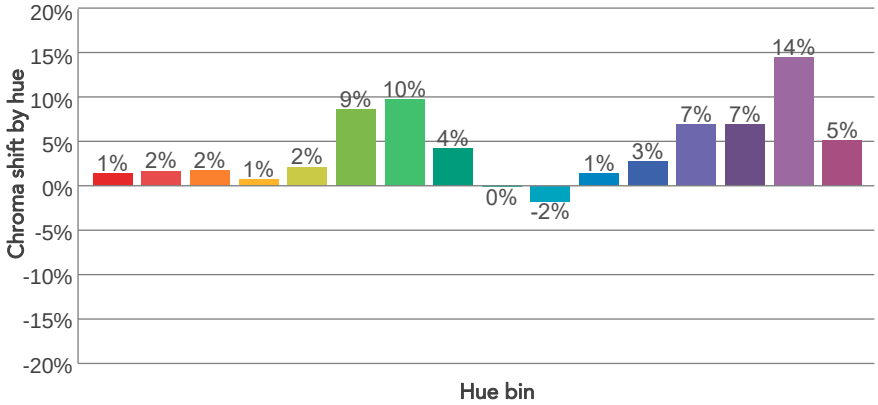

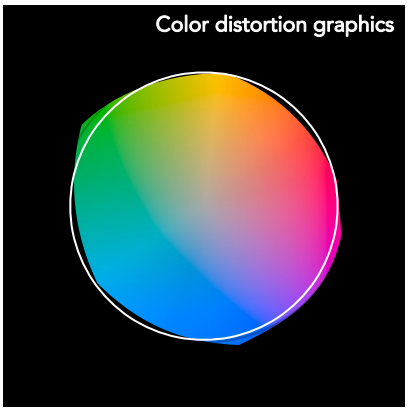

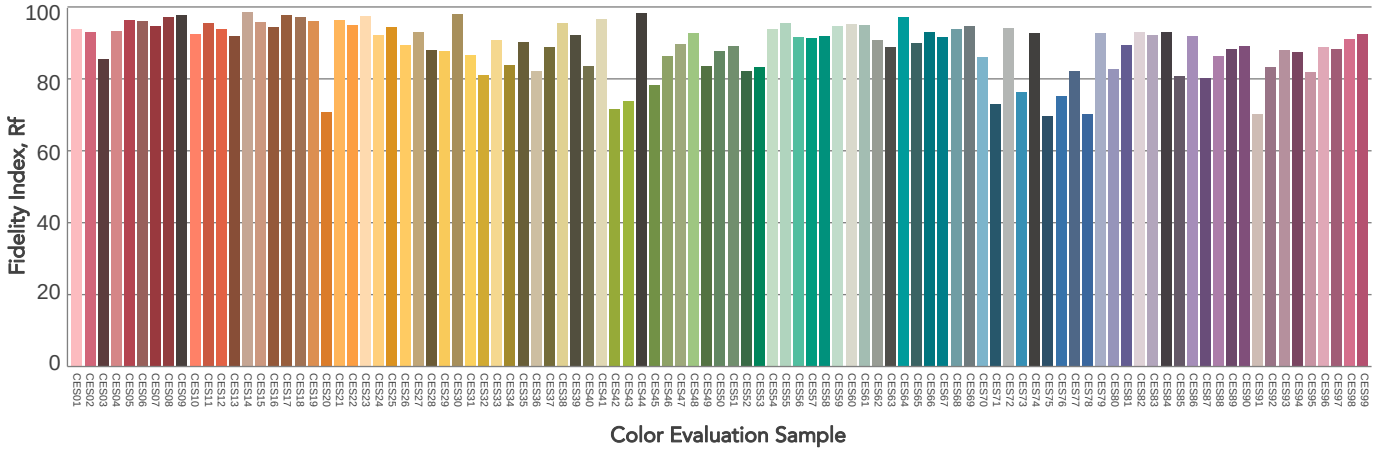

PROLIGHTS is a trademark of
MUSIC & LIGHTS S.r.l.
musiclights.it

Via A. Olivetti snc
04026 - Minturno (LT) ITALY
Tel: +39 0771 72190

prolights.it
info@prolights.it

BEAM DETAILS

Beam angle 50%	Field angle 10%	Cut off angle 2,5%	Intensity ratio in 120° cone	Intensity ratio in 90° cone
33,8°	60,2°	84,7°	97,5%	92,2%

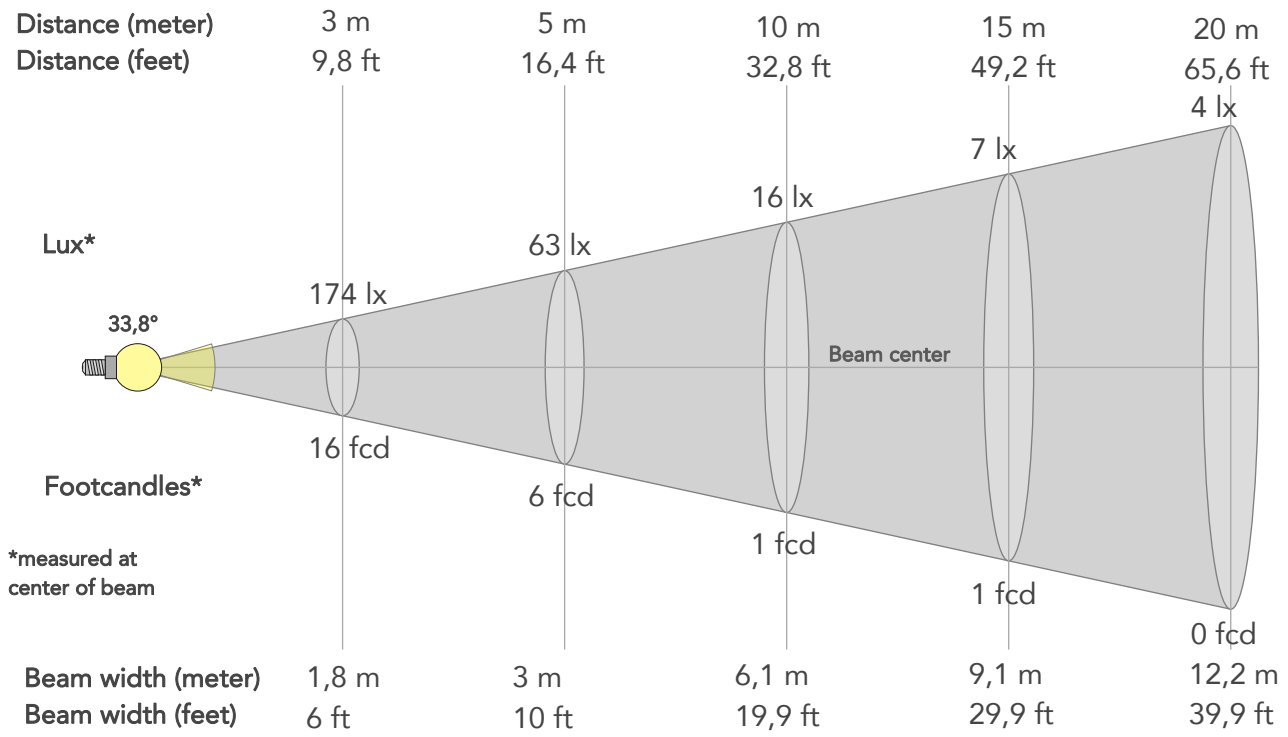

BEAM INTENSITIES AND WIDTHS

Distance	1m	2m	3m	4m	5m	7,5m	10m	15m	20m	25m	30m	40m	50m
Distance	3,3ft	6,6ft	9,8ft	13,1ft	16,4ft	24,6ft	32,8ft	49,2ft	65,6ft	82ft	98,4ft	131,2ft	164ft
Lux	1570lx	392lx	174lx	98lx	63lx	28lx	16lx	7lx	4lx	3lx	2lx	1lx	1lx
Footcand.	146fcd	36fcd	16fcd	9fcd	6fcd	3fcd	1fcd	1fcd	0fcd	0fcd	0fcd	0fcd	0fcd
Beam wid.	0,6m	1,2m	1,8m	2,4m	3m	4,6m	6,1m	9,1m	12,2m	15,2m	18,2m	24,3m	30,4m
Beam wid.	2ft	4ft	6ft	8ft	10ft	15ft	19,9ft	29,9ft	39,9ft	49,9ft	59,8ft	79,8ft	99,7ft

LINEAR DISTRIBUTION DIAGRAM

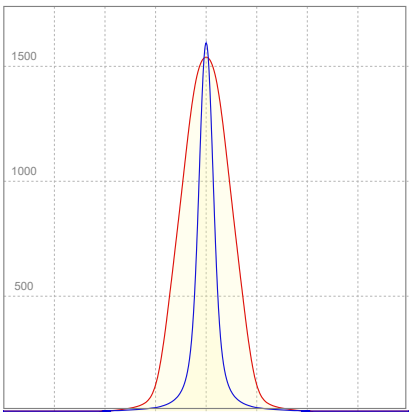

ELECTRICAL SPECIFICATIONS

Input voltage	Input current	Input power	Power FC	Effeciency
226V	0,125A	12,9W	0,45	58lm/W

PROLIGHTS is a trademark of
MUSIC & LIGHTS S.r.l.
musiclights.it

Via A. Olivetti snc
04026 - Minturno (LT) ITALY
Tel: +39 0771 72190

prolights.it
info@prolights.it

ISO DIAGRAMS

ISO CANDELA DIAGRAM

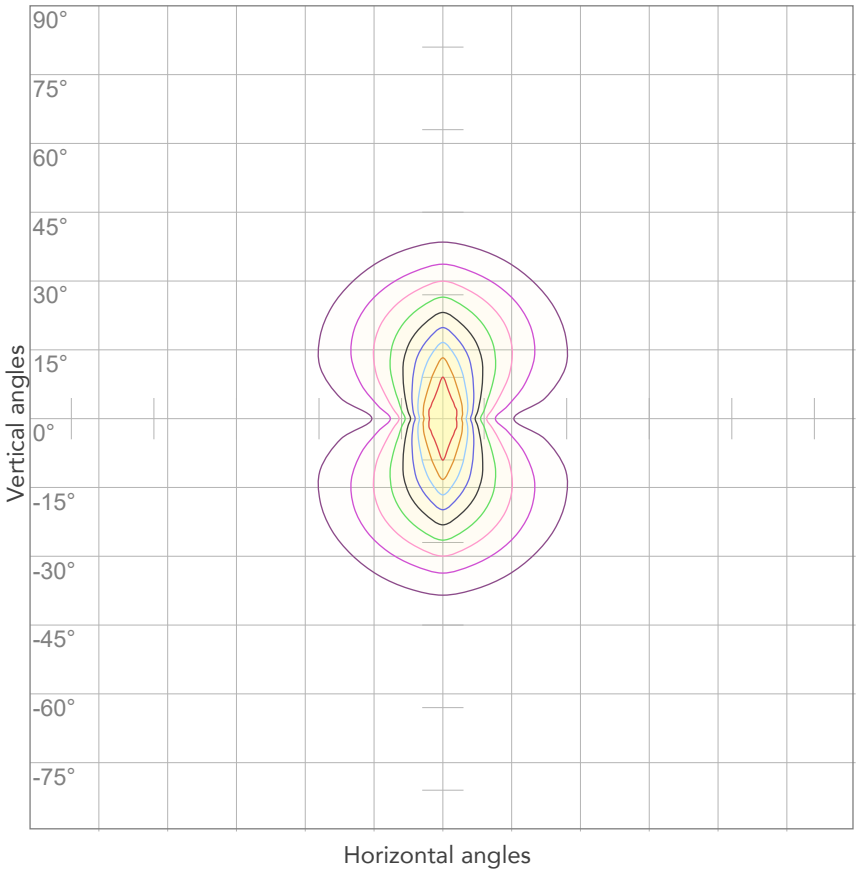

10%	157 cd
20%	314 cd
30%	471 cd
40%	628 cd
50%	785 cd
60%	942 cd
70%	1099 cd
80%	1256 cd

Conditions:

Number of c-planes: 4

Candela at center: 1570 cd

ISO LUX DIAGRAM

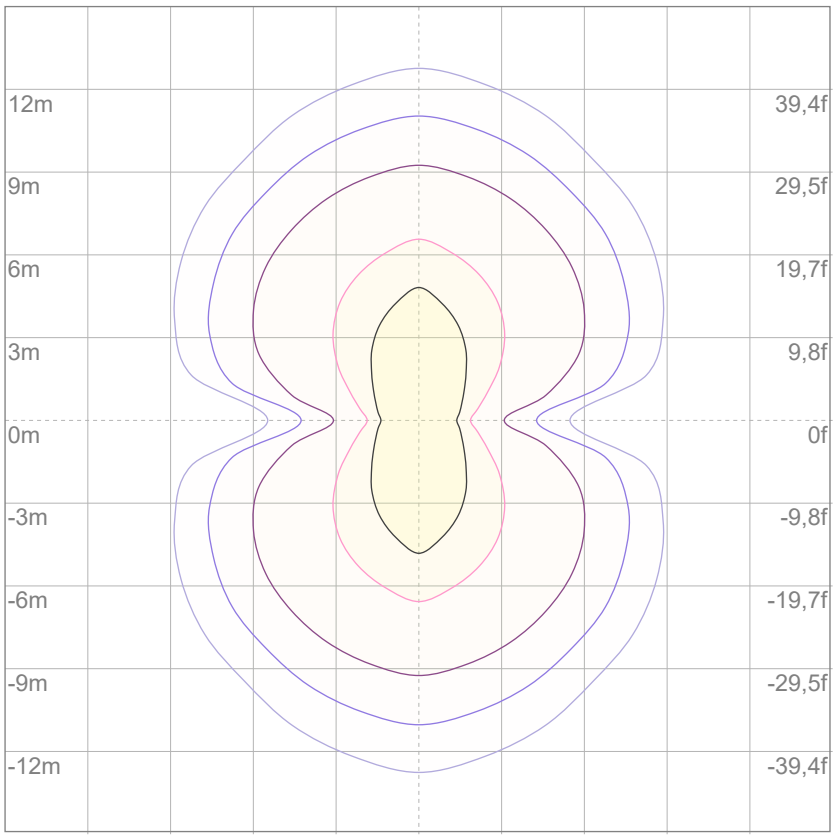

Mounting height: 10 meters (33 feet)

3%	0,471 lx
5%	0,785 lx
10%	1,57 lx
30%	4,71 lx
50%	7,85 lx

Conditions:

Number of c-planes: 4

Lux at center: 15,7 lx

Lux distribution on a surface when lamp is mounted at 10 meters from the surface.

Total lumen output:

593 lm

Peak candela output:

848 cd

Light quality:

CRI: 89,9

Color temperature:

6079 K

PRODUCT NAME:

ARCSPOTXSFC

MEASURAMENT CONDITIONS:

Beam angle:
10° + 30° x 60° Filter

Target:
6000K

Operator:
Salvatore Giglio

Date and time:
23/05/2024 09:42:15

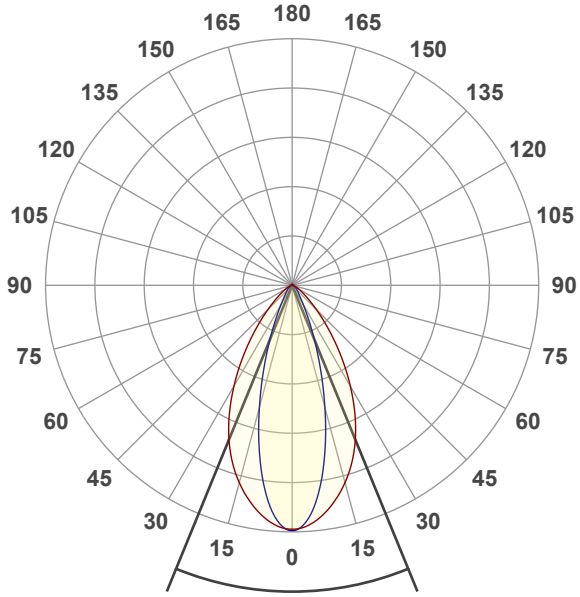

Beam angle 50%: 44,5°
Field angle 10%: 77,5°
Cut off angle 2.5%: 110,1°

Spectra

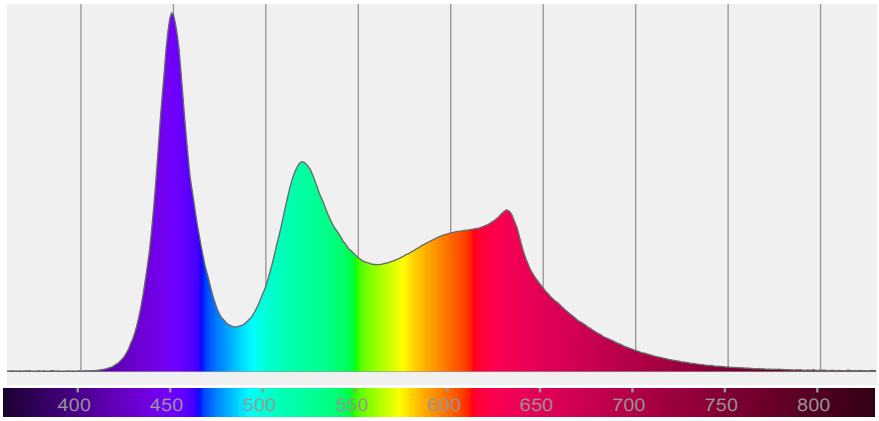

COLOR DETAILS

PROLIGHTS

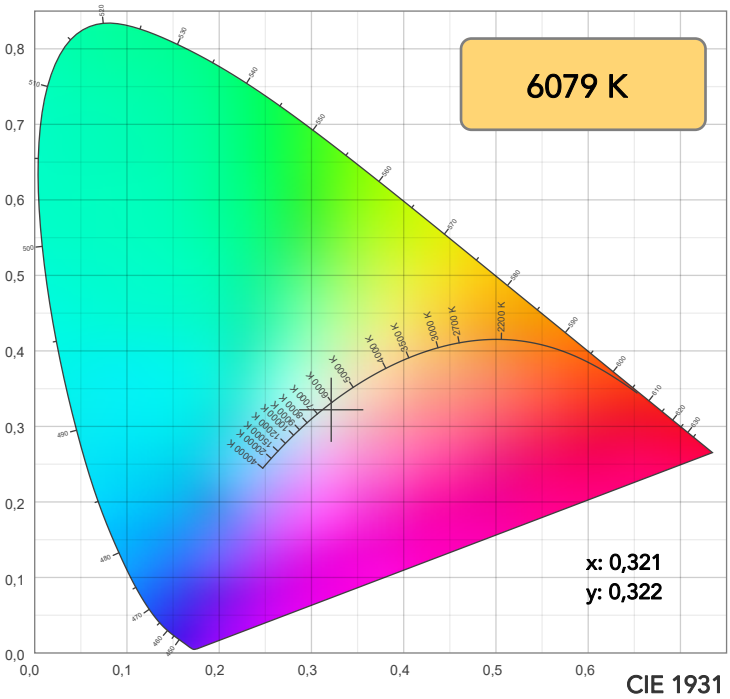

CIE 1931

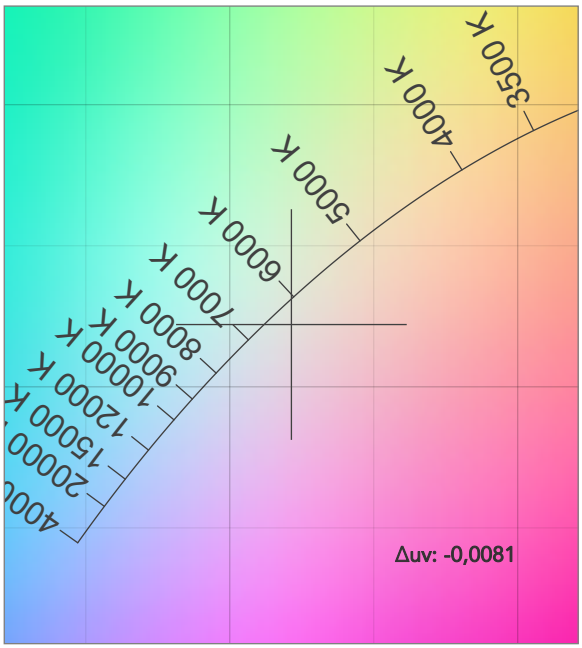

CIE 1931 ZOOM

TM30: 88,9

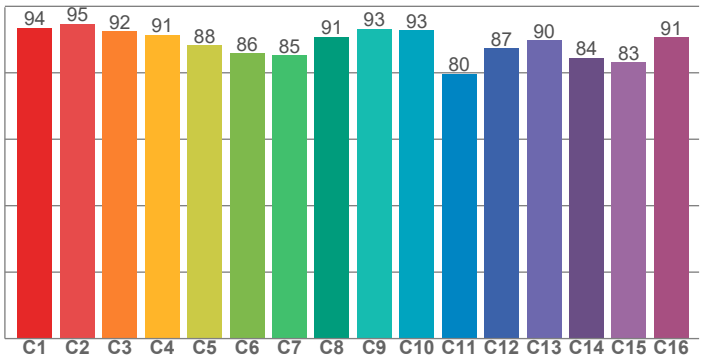

CRI: 89,9 (R1-R8)

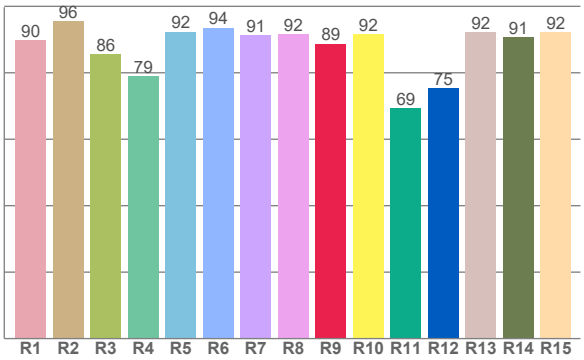

CRI R values, only R1-R8 are used to calculate final CRI value

R1	R2	R3	R4	R5	R6	R7	R8	R9	R10	R11	R12	R13	R14	R15
89,8	95,6	85,6	79,0	92,3	93,6	91,2	91,7	88,7	91,7	69,3	75,4	92,2	90,8	92,1

TM30 C values, 16 binned values out of total of 99 C values

C1	C2	C3	C4	C5	C6	C7	C8	C9	C10	C11	C12	C13	C14	C15	C16
93,6	94,7	92,5	91,5	88,3	85,9	85,2	90,7	93,3	92,7	79,7	87,4	89,7	84,5	83,2	90,6

CQS Q values

Q1	Q2	Q3	Q4	Q5	Q6	Q7	Q8	Q9	Q10	Q11	Q12	Q13	Q14	Q15
98,7	94,4	81,0	92,0	93,7	88,2	95,7	94,9	89,8	90,1	98,3	99,4	98,6	96,2	98,8

CQS: 92,2

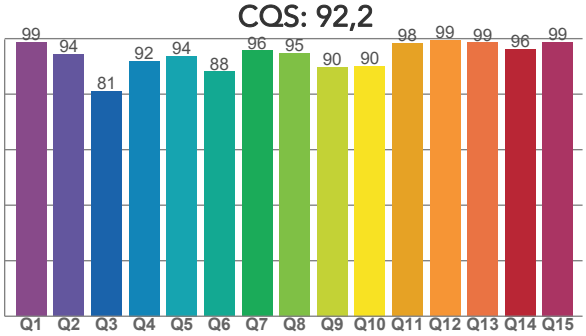

COLOR PARAMETERS

Color temperature	Color rendering index	Red component	Color fidelity	Color gamut	Color quality scale	Television lighting index	Color coordinate cie 1931	Color coordinate cie 1931	Color diviation from black body
CCT	CRI	CRI R9	TM30 Rf	TM30 Rg	CQS	TLCI	x	y	Δuv
6079 K	89,9	88,7	88,9	108,7	92,2	86	0,321	0,322	-0,0081

PROLIGHTS is a trademark of
MUSIC & LIGHTS S.r.l.
musiclights.it

Via A. Olivetti snc
04026 - Minturno (LT) ITALY
Tel: +39 0771 72190

prolights.it
info@prolights.it

TM30 DETAILS

PROLIGHTS

Rf 88,9

Fidelity index Rf

Rg 108,7

Gammut index

		Graphic shifts (%)	
Hue Bin	R_f	Chroma	Hue
1	94	2%	-1%
2	95	2%	1%
3	92	2%	3%
4	91	1%	5%
5	88	2%	4%
6	86	9%	5%
7	85	10%	0%
8	91	4%	-1%
9	93	0%	0%
10	93	-2%	4%
11	80	1%	13%
12	87	3%	8%
13	90	7%	6%
14	84	7%	6%
15	83	15%	-5%
16	91	5%	-1%

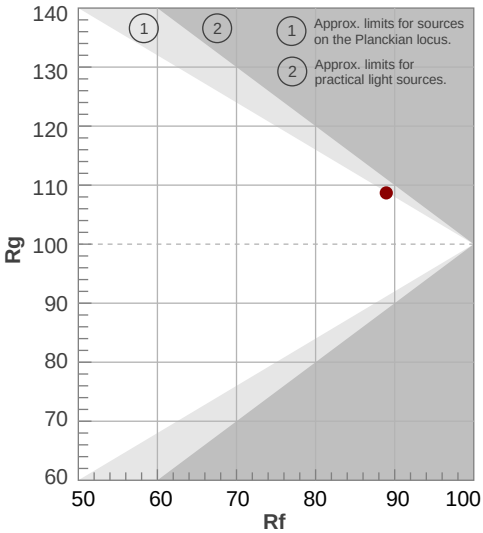

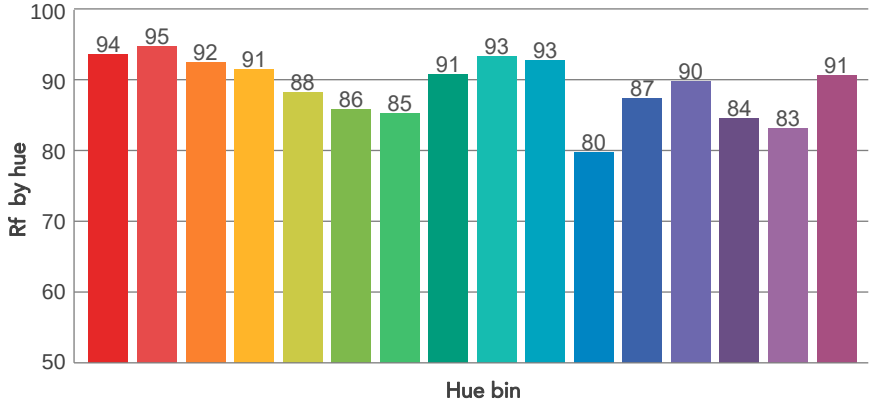

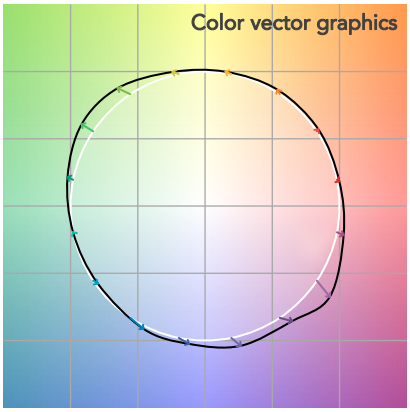

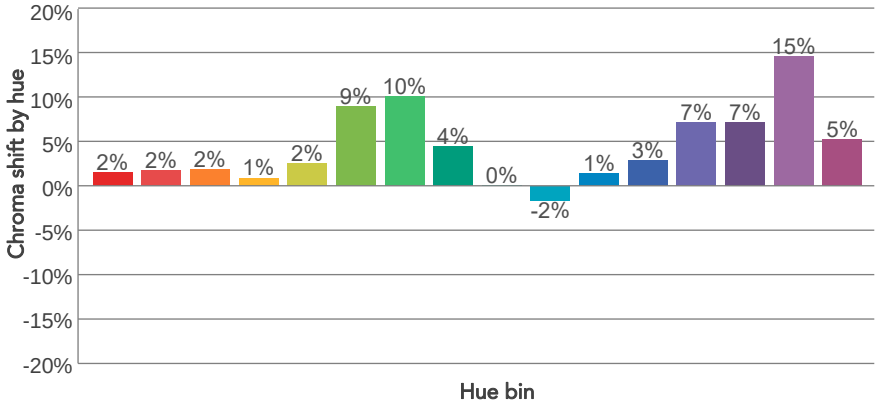

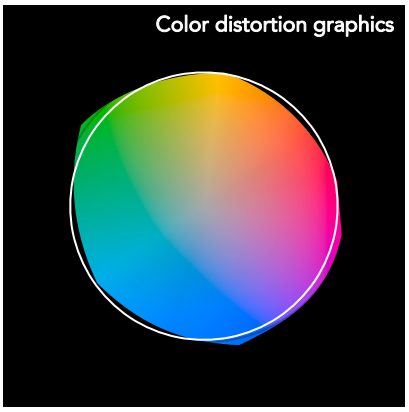

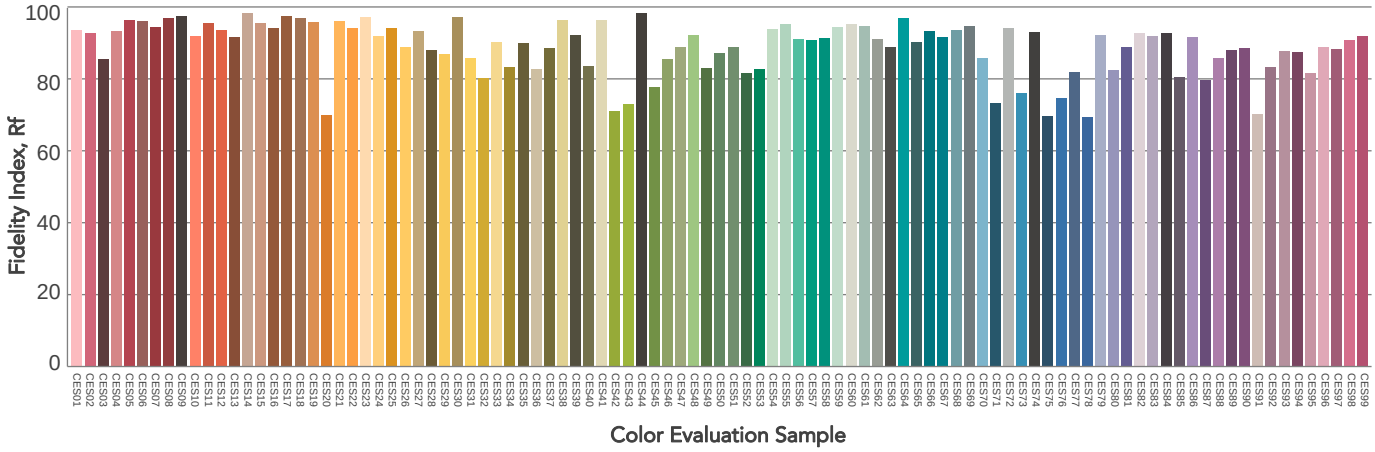

PROLIGHTS is a trademark of
MUSIC & LIGHTS S.r.l.
musiclights.it

Via A. Olivetti snc
04026 - Minturno (LT) ITALY
Tel: +39 0771 72190

prolights.it
info@prolights.it

BEAM DETAILS

Beam angle 50%	Field angle 10%	Cut off angle 2,5%	Intensity ratio in 120° cone	Intensity ratio in 90° cone
44,5°	77,5°	110,1°	96,4%	88,1%

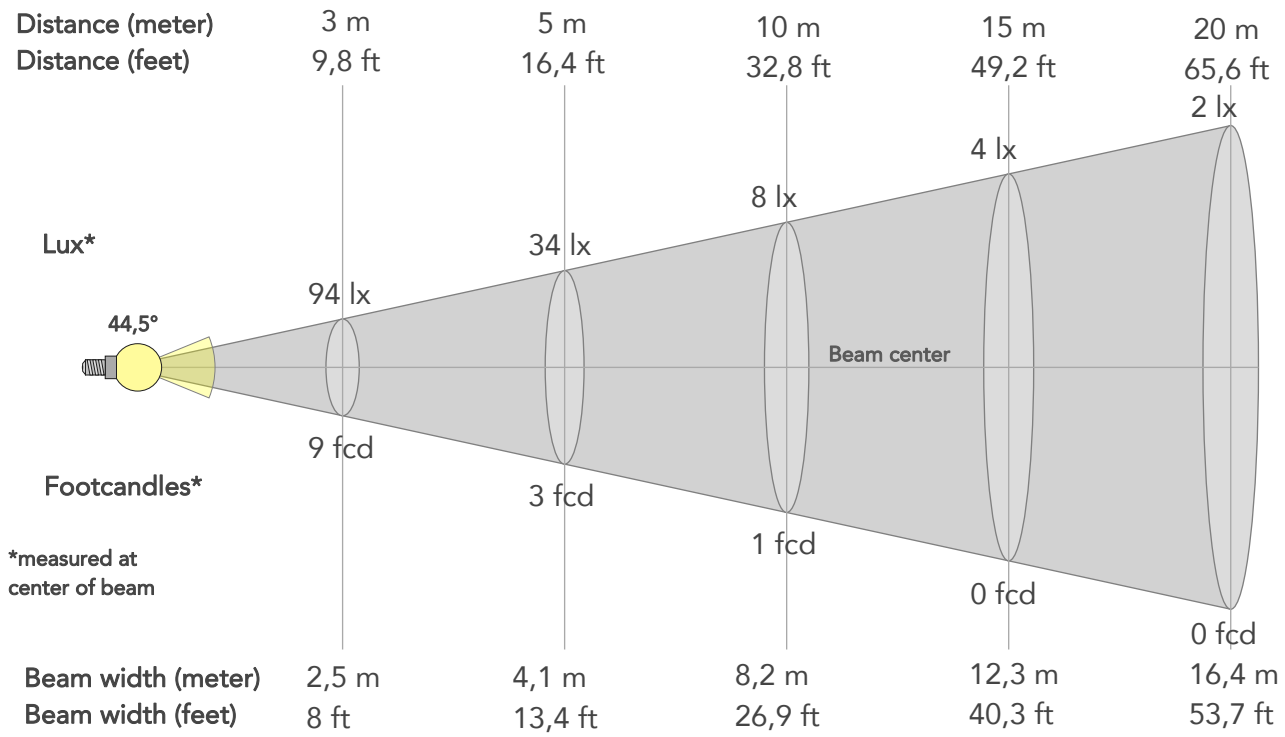

BEAM INTENSITIES AND WIDTHS

Distance	1m	2m	3m	4m	5m	7,5m	10m	15m	20m	25m	30m	40m	50m
Distance	3,3ft	6,6ft	9,8ft	13,1ft	16,4ft	24,6ft	32,8ft	49,2ft	65,6ft	82ft	98,4ft	131,2ft	164ft
Lux	846lx	211lx	94lx	53lx	34lx	15lx	8lx	4lx	2lx	1lx	1lx	1lx	0lx
Footcand.	79fcd	20fcd	9fcd	5fcd	3fcd	1fcd	1fcd	0fcd	0fcd	0fcd	0fcd	0fcd	0fcd
Beam wid.	0,8m	1,6m	2,5m	3,3m	4,1m	6,1m	8,2m	12,3m	16,4m	20,5m	24,6m	32,8m	40,9m
Beam wid.	2,7ft	5,4ft	8ft	10,7ft	13,4ft	20,1ft	26,9ft	40,3ft	53,7ft	67,1ft	80,6ft	107,4ft	134,3ft

LINEAR DISTRIBUTION DIAGRAM

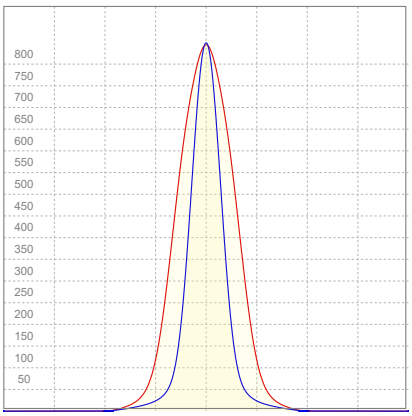

ELECTRICAL SPECIFICATIONS

Input voltage	Input current	Input power	Power FC	Effeciency
228V	0,110A	12,9W	0,51	46lm/W

PROLIGHTS is a trademark of
MUSIC & LIGHTS S.r.l.
musiclights.it

Via A. Olivetti snc
04026 - Minturno (LT) ITALY
Tel: +39 0771 72190

prolights.it
info@prolights.it

ISO DIAGRAMS

ISO CANDELA DIAGRAM

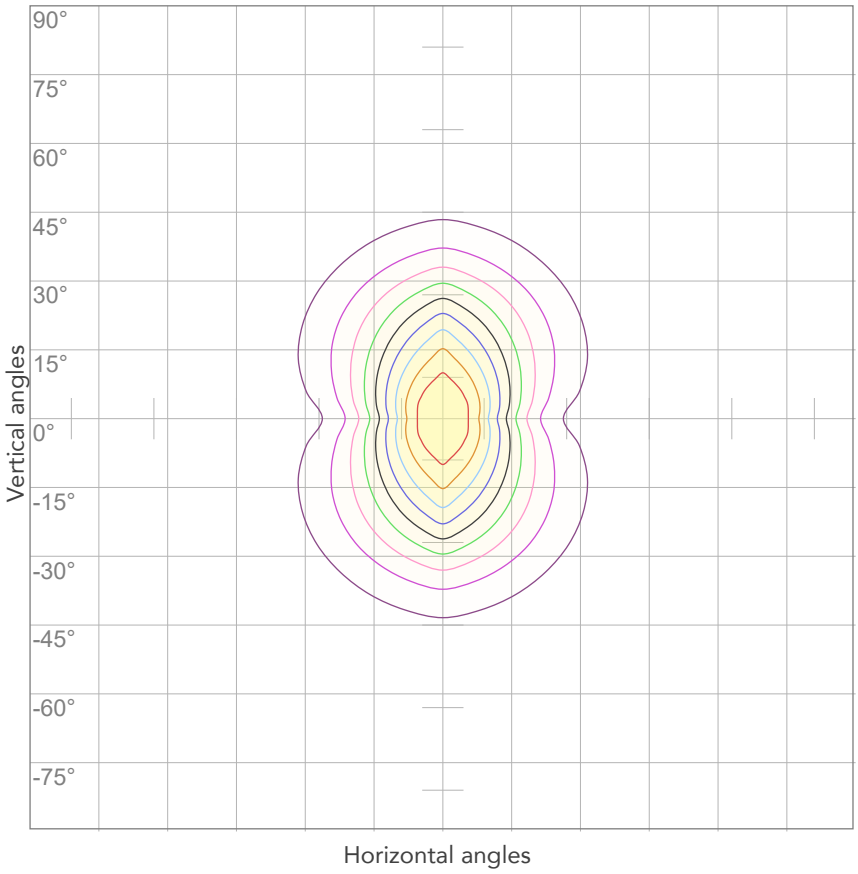

10%	85 cd
20%	169 cd
30%	254 cd
40%	338 cd
50%	423 cd
60%	508 cd
70%	592 cd
80%	677 cd

Conditions:

Number of c-planes: 4

Candela at center: 846 cd

ISO LUX DIAGRAM

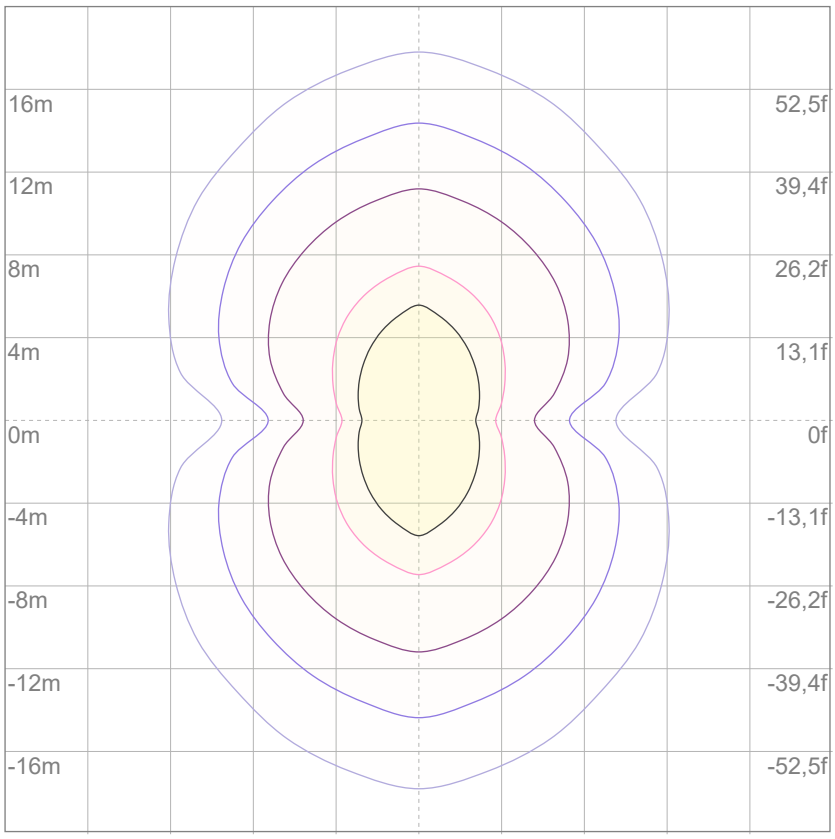

Mounting height: 10 meters (33 feet)

3%	0,254 lx
5%	0,423 lx
10%	0,846 lx
30%	2,54 lx
50%	4,23 lx

Conditions:

Number of c-planes: 4

Lux at center: 8,46 lx

Lux distribution on a surface when lamp is mounted at 10 meters from the surface.

Total lumen output:

582 lm

Peak candela output:

9309 cd

Light quality:

CRI: 90,0

Color temperature:

6555 K

PRODUCT NAME:

ARCSPOTXSFC

MEASURAMENT CONDITIONS:

Beam angle:
10°

Target:
6500K

Operator:
Salvatore Giglio

Date and time:
20/05/2024 17:49:25

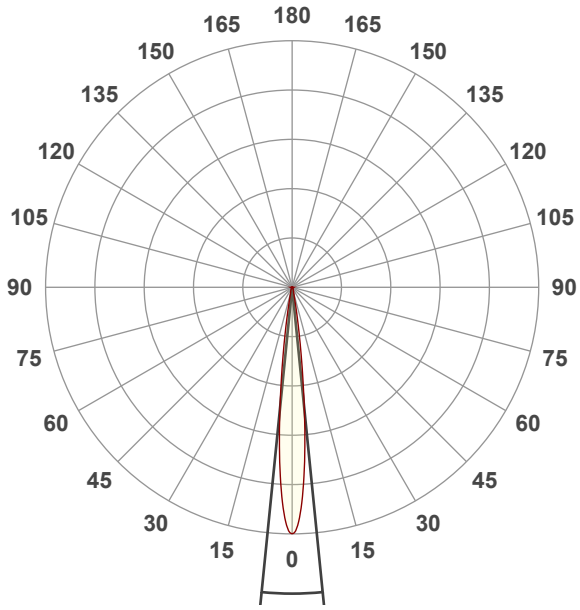

Beam angle 50%: 11,4°
Field angle 10%: 20,5°
Cut off angle 2.5%: 30,8°

Spectra

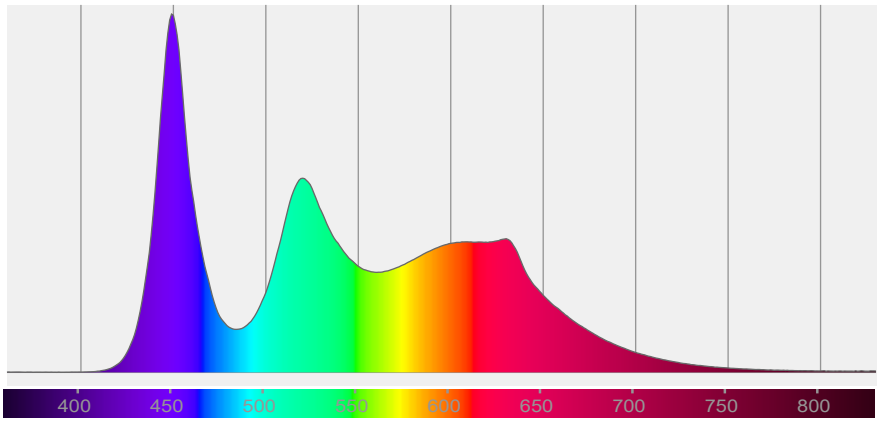

COLOR DETAILS

PROLIGHTS

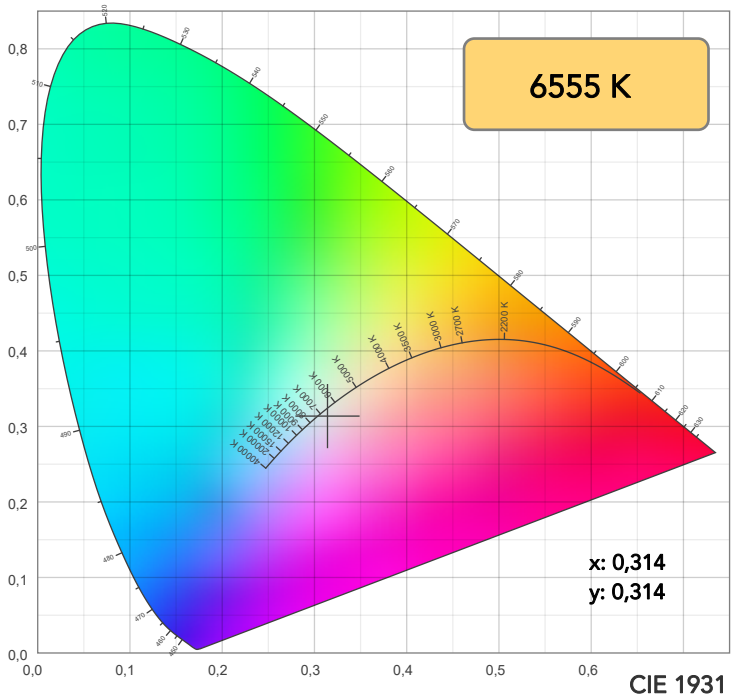

CIE 1931

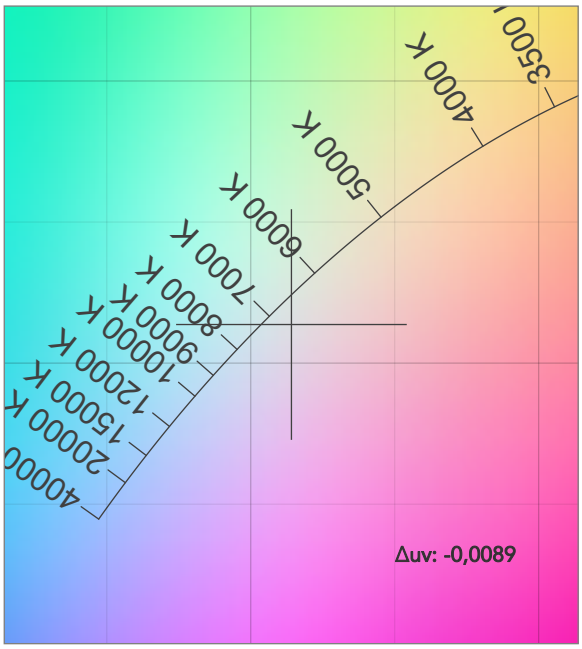

CIE 1931 ZOOM

TM30: 88,4

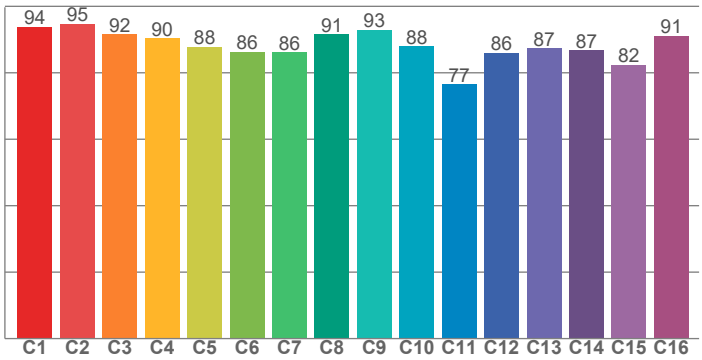

CRI: 90,0 (R1-R8)

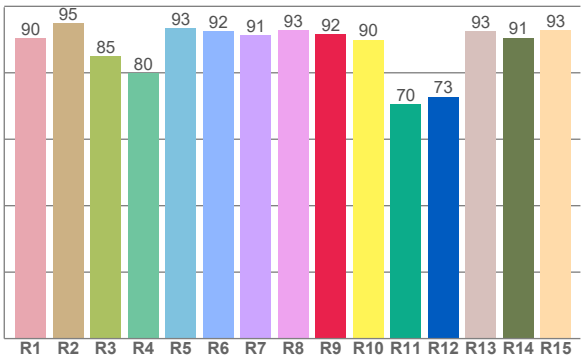

CRI R values, only R1-R8 are used to calculate final CRI value

R1	R2	R3	R4	R5	R6	R7	R8	R9	R10	R11	R12	R13	R14	R15
90,4	94,9	85,0	79,9	93,3	92,5	91,4	92,8	91,5	89,9	70,4	72,8	92,6	90,5	92,7

TM30 C values, 16 binned values out of total of 99 C values

C1	C2	C3	C4	C5	C6	C7	C8	C9	C10	C11	C12	C13	C14	C15	C16
93,9	94,7	91,6	90,4	87,7	86,3	86,1	91,5	93,0	87,9	76,5	85,9	87,4	86,7	82,3	91,2

CQS Q values

Q1	Q2	Q3	Q4	Q5	Q6	Q7	Q8	Q9	Q10	Q11	Q12	Q13	Q14	Q15
98,5	94,0	79,6	89,2	95,6	89,4	96,0	95,0	89,2	88,9	96,4	97,8	98,1	96,2	99,0

CQS: 91,8

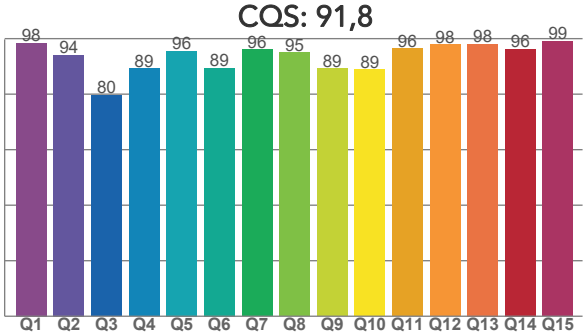

COLOR PARAMETERS

Color temperature	Color rendering index	Red component	Color fidelity	Color gamut	Color quality scale	Television lighting index	Color coordinate cie 1931	Color coordinate cie 1931	Color diviation from black body
CCT	CRI	CRI R9	TM30 Rf	TM30 Rg	CQS	TLCI	x	y	Δuv
6555 K	90,0	91,5	88,4	107,7	91,8	87	0,314	0,314	-0,0089

PROLIGHTS is a trademark of
MUSIC & LIGHTS S.r.l.
musiclights.it

Via A. Olivetti snc
04026 - Minturno (LT) ITALY
Tel: +39 0771 72190

prolights.it
info@prolights.it

TM30 DETAILS

PROLIGHTS

Rf 88,4

Fidelity index Rf

Rg 107,7

Gammut index

		Graphic shifts (%)	
Hue Bin	R_f	Chroma	Hue
1	94	1%	-1%
2	95	1%	1%
3	92	2%	4%
4	90	1%	5%
5	88	2%	4%
6	86	9%	5%
7	86	9%	1%
8	91	4%	-1%
9	93	-1%	1%
10	88	-3%	8%
11	77	1%	13%
12	86	3%	9%
13	87	7%	8%
14	87	6%	5%
15	82	16%	-5%
16	91	5%	-1%

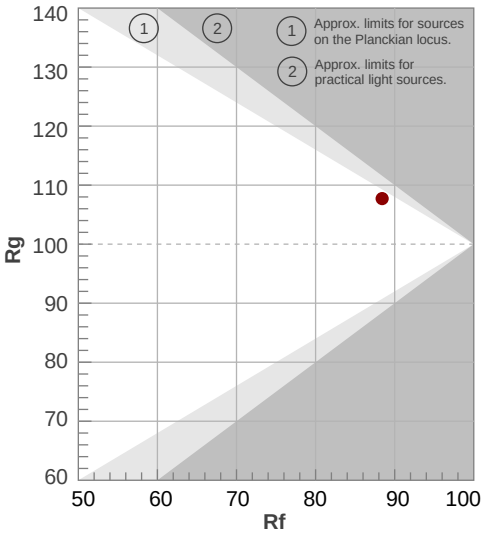

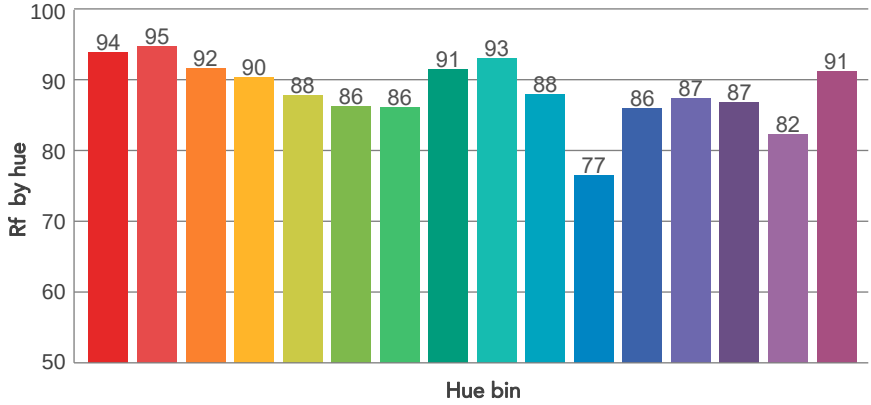

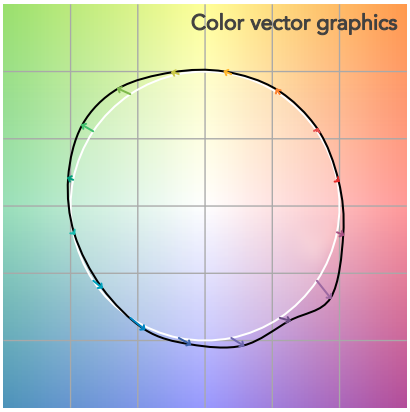

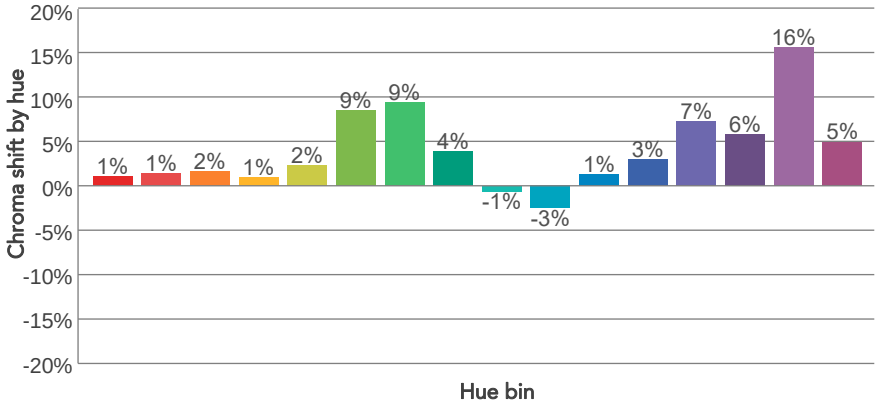

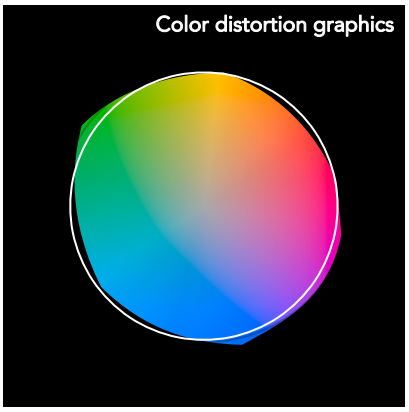

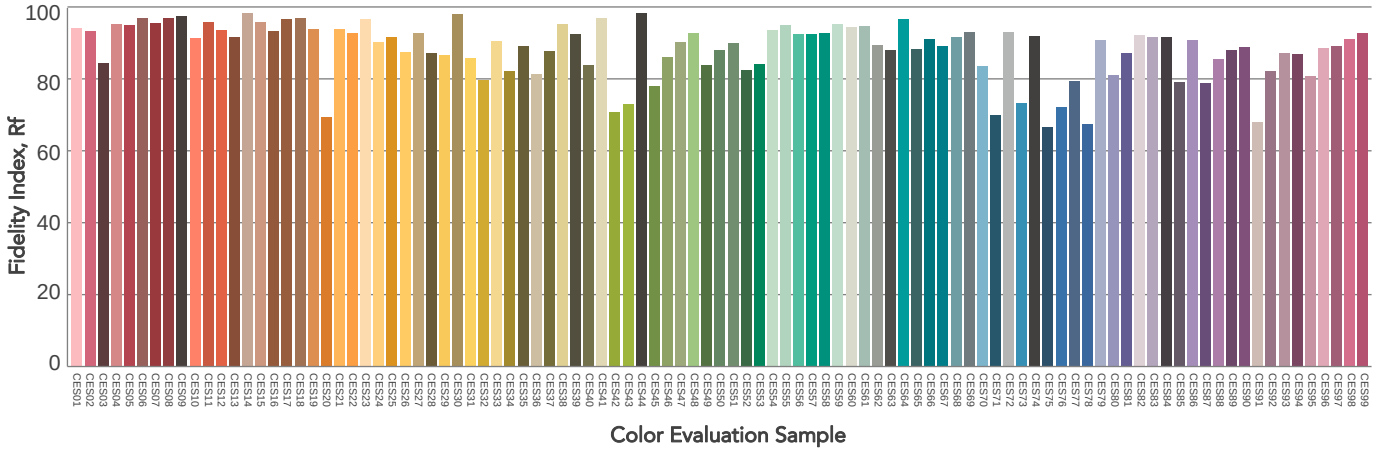

PROLIGHTS is a trademark of
MUSIC & LIGHTS S.r.l.
musiclights.it

Via A. Olivetti snc
04026 - Minturno (LT) ITALY
Tel: +39 0771 72190

prolights.it
info@prolights.it

BEAM DETAILS

Beam angle 50%	Field angle 10%	Cut off angle 2,5%	Intensity ratio in 120° cone	Intensity ratio in 90° cone
11,4°	20,5°	30,8°	94,5%	91,3%

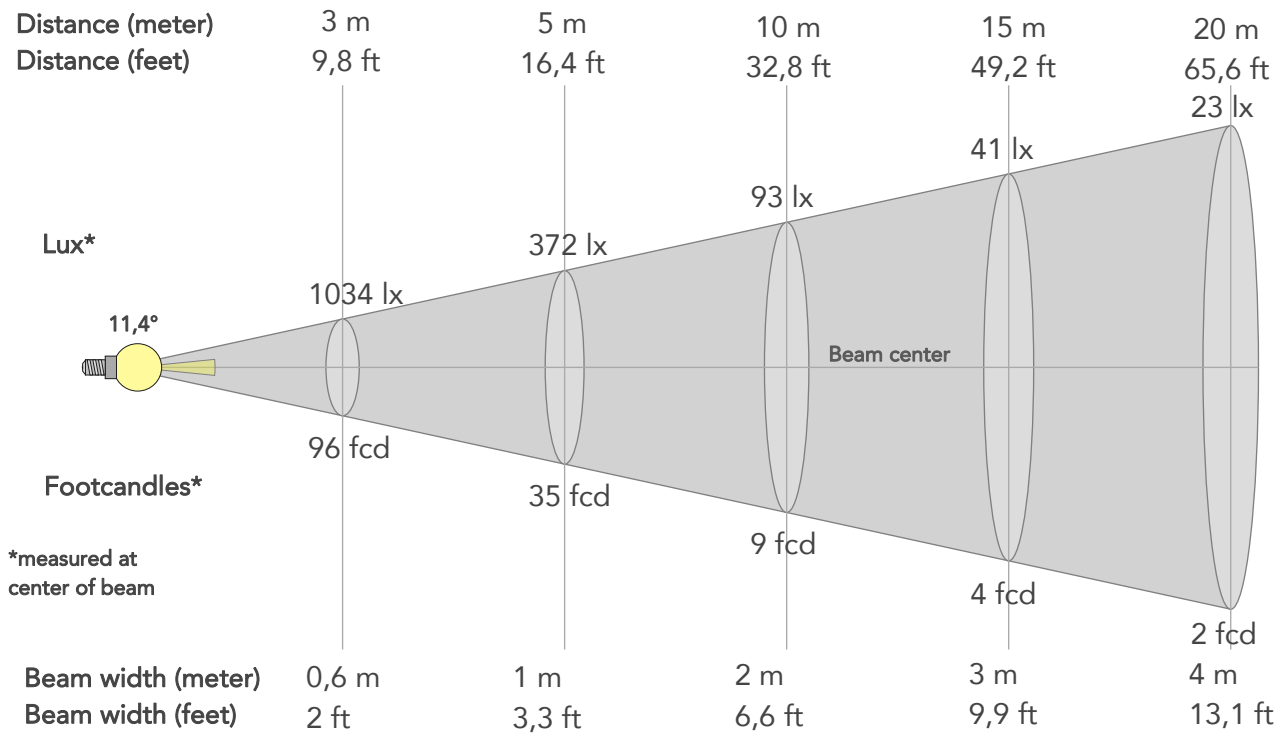

BEAM INTENSITIES AND WIDTHS

Distance	1m	2m	3m	4m	5m	7,5m	10m	15m	20m	25m	30m	40m	50m
Distance	3,3ft	6,6ft	9,8ft	13,1ft	16,4ft	24,6ft	32,8ft	49,2ft	65,6ft	82ft	98,4ft	131,2ft	164ft
Lux	9309lx	2327lx	1034lx	582lx	372lx	165lx	93lx	41lx	23lx	15lx	10lx	6lx	4lx
Footcand.	865fcd	216fcd	96fcd	54fcd	35fcd	15fcd	9fcd	4fcd	2fcd	1fcd	1fcd	1fcd	0fcd
Beam wid.	0,2m	0,4m	0,6m	0,8m	1m	1,5m	2m	3m	4m	5m	6m	8m	10m
Beam wid.	0,7ft	1,3ft	2ft	2,6ft	3,3ft	4,9ft	6,6ft	9,9ft	13,1ft	16,4ft	19,7ft	26,3ft	32,8ft

LINEAR DISTRIBUTION DIAGRAM

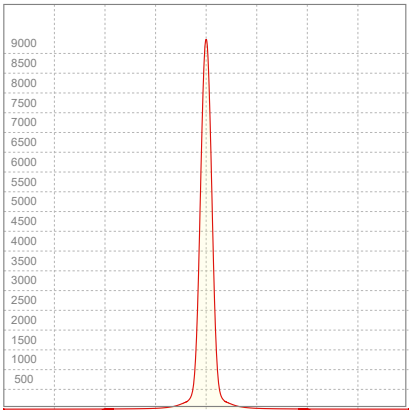

ELECTRICAL SPECIFICATIONS

Input voltage	Input current	Input power	Power FC	Effeciency
226V	0,131A	13,1W	0,44	44lm/W

PROLIGHTS is a trademark of
MUSIC & LIGHTS S.r.l.
musiclights.it

Via A. Olivetti snc
04026 - Minturno (LT) ITALY
Tel: +39 0771 72190

prolights.it
info@prolights.it

ISO DIAGRAMS

ISO CANDELA DIAGRAM

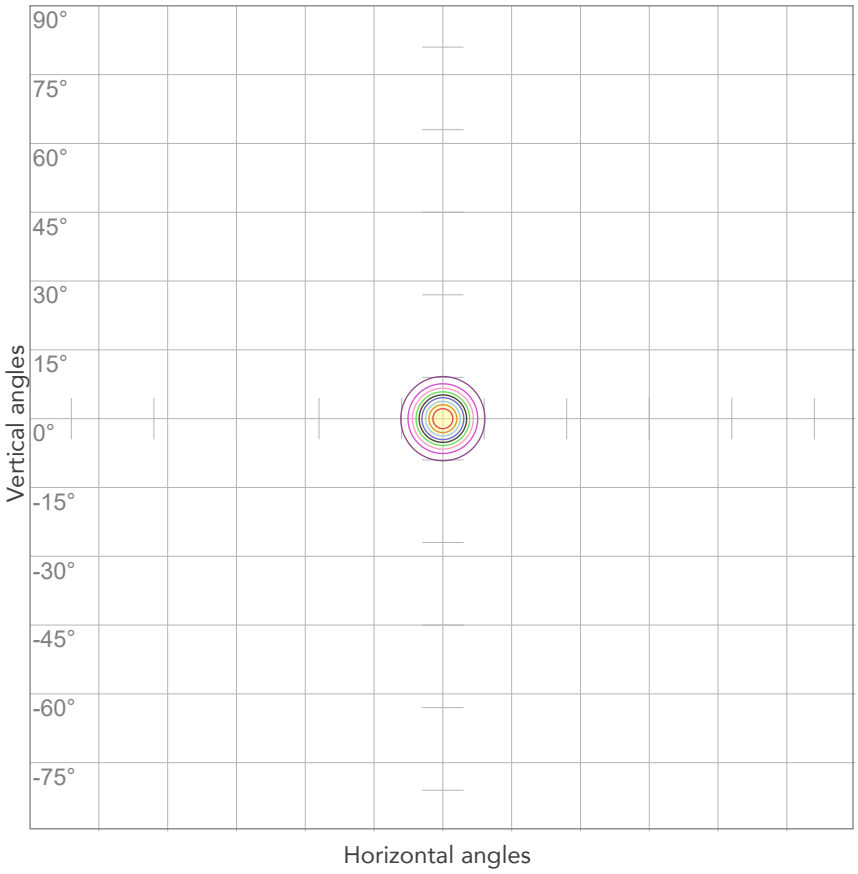

10%	931 cd
20%	1862 cd
30%	2793 cd
40%	3724 cd
50%	4654 cd
60%	5585 cd
70%	6516 cd
80%	7447 cd

Conditions:

Number of c-planes: 2

Candela at center: 9309 cd

ISO LUX DIAGRAM

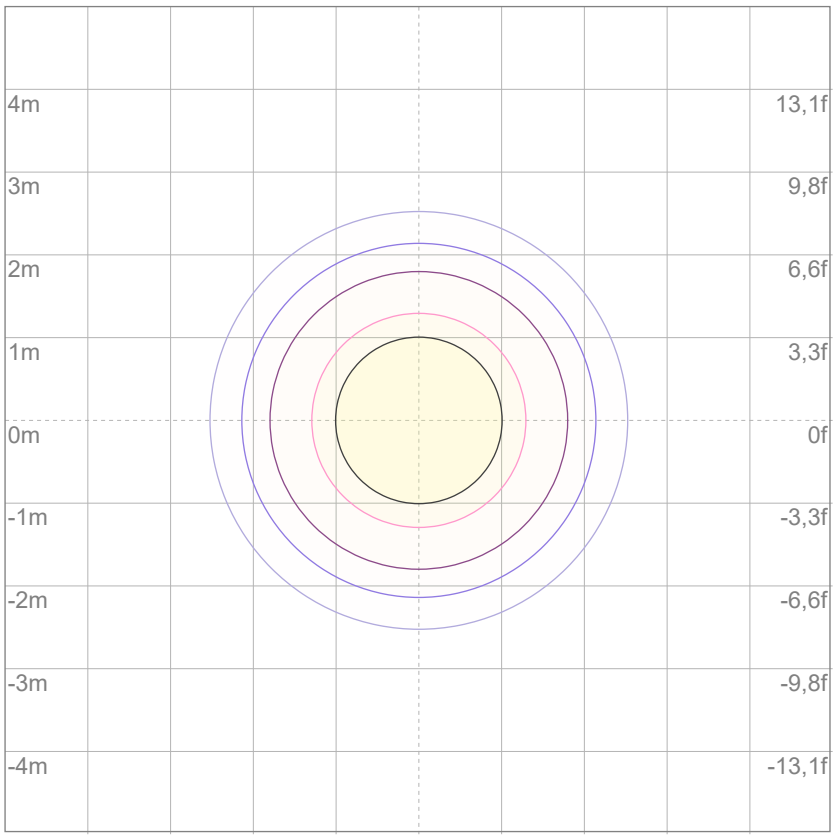

Mounting height: 10 meters (33 feet)

3%	2,79 lx
5%	4,65 lx
10%	9,31 lx
30%	27,9 lx
50%	46,5 lx

Conditions:

Number of c-planes: 2

Lux at center: 93,1 lx

Lux distribution on a surface when lamp is mounted at 10 meters from the surface.

Total lumen output:

540 lm

Peak candela output:

2069 cd

Light quality:

CRI: 90,2

Color temperature:

6539 K

PRODUCT NAME:

ARCSPOTXSFC

MEASURAMENT CONDITIONS:

Beam angle:
10° + 20° Filter

Target:
6500K

Operator:
Salvatore Giglio

Date and time:
21/05/2024 13:44:31

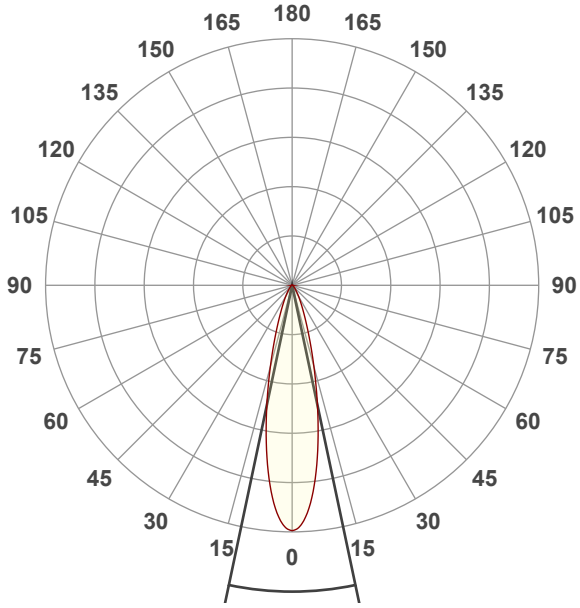

Beam angle 50%: 23,8°
Field angle 10%: 48,8°
Cut off angle 2.5%: 74,2°

Spectra

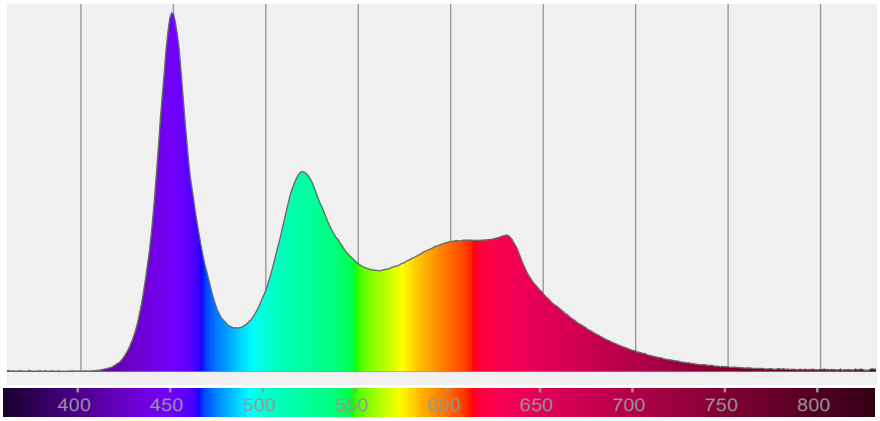

COLOR DETAILS

PROLIGHTS

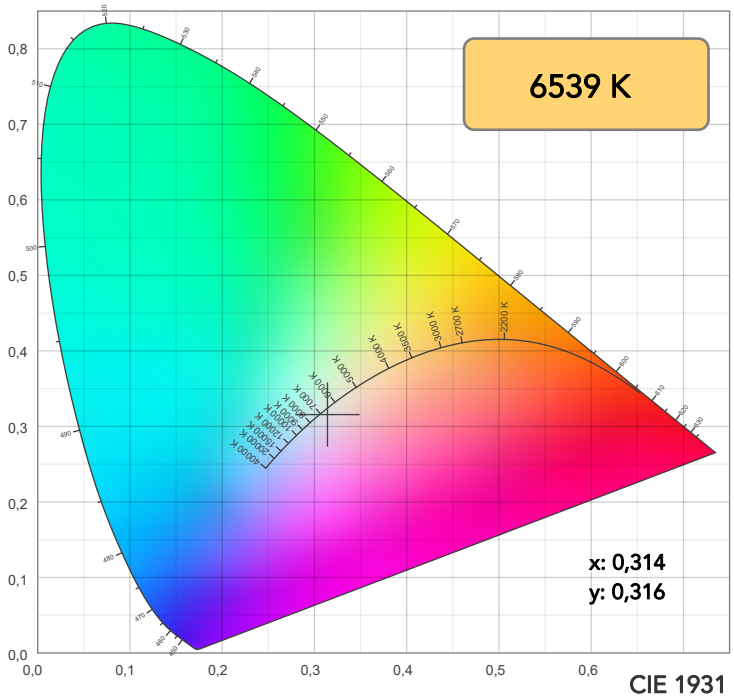

CIE 1931

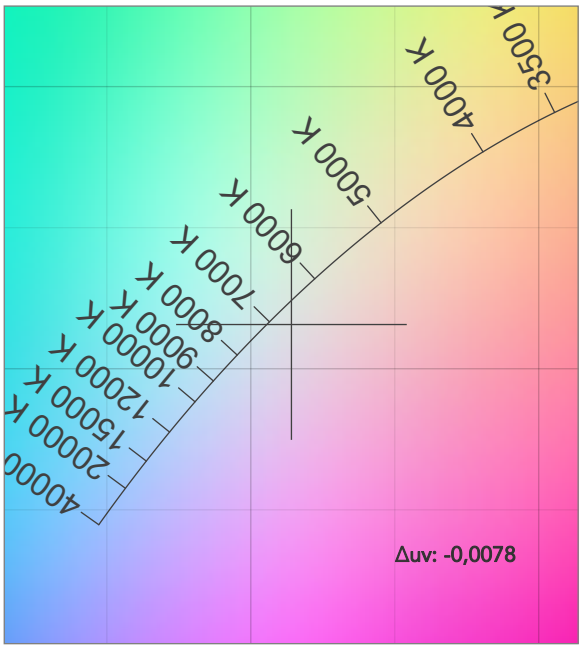

CIE 1931 ZOOM

TM30: 88,7

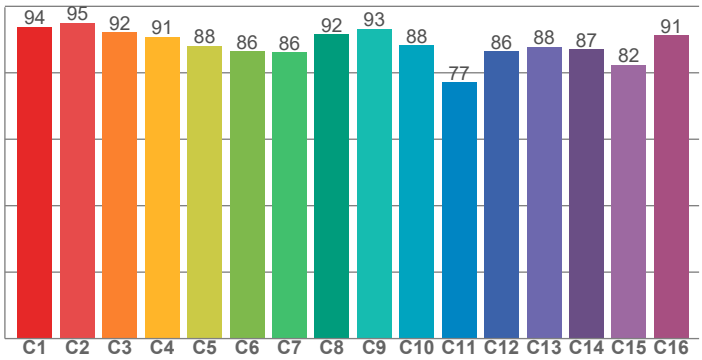

CRI: 90,2 (R1-R8)

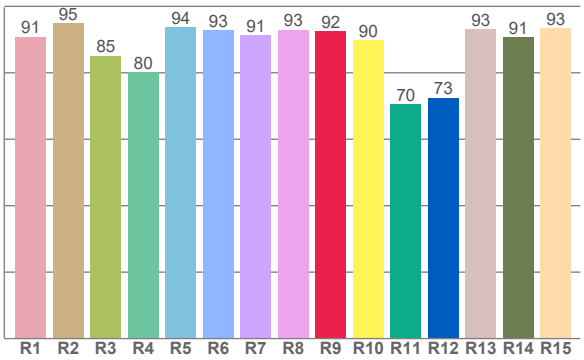

CRI R values, only R1-R8 are used to calculate final CRI value

R1	R2	R3	R4	R5	R6	R7	R8	R9	R10	R11	R12	R13	R14	R15
90,9	95,0	85,1	80,1	93,7	92,8	91,4	92,9	92,5	89,8	70,5	72,5	93,1	90,6	93,4

TM30 C values, 16 binned values out of total of 99 C values

C1	C2	C3	C4	C5	C6	C7	C8	C9	C10	C11	C12	C13	C14	C15	C16
93,9	95,0	92,2	90,9	88,1	86,4	86,1	91,6	93,1	88,2	77,1	86,4	87,8	87,0	82,4	91,2

CQS Q values

Q1	Q2	Q3	Q4	Q5	Q6	Q7	Q8	Q9	Q10	Q11	Q12	Q13	Q14	Q15
98,5	94,3	80,2	90,0	95,2	89,2	95,8	95,1	89,6	89,4	97,2	98,8	98,7	96,5	99,1

CQS: 92,0

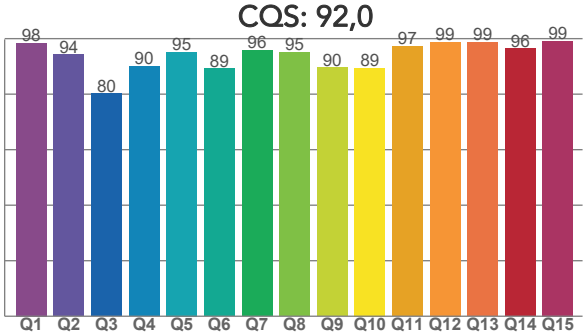

COLOR PARAMETERS

Color temperature	Color rendering index	Red component	Color fidelity	Color gamut	Color quality scale	Television lighting index	Color coordinate cie 1931	Color coordinate cie 1931	Color diviation from black body
CCT	CRI	CRI R9	TM30 Rf	TM30 Rg	CQS	TLCI	x	y	Δuv
6539 K	90,2	92,5	88,7	107,5	92,0	87	0,314	0,316	-0,0078

PROLIGHTS is a trademark of
MUSIC & LIGHTS S.r.l.
musiclights.it

Via A. Olivetti snc
04026 - Minturno (LT) ITALY
Tel: +39 0771 72190

prolights.it
info@prolights.it

TM30 DETAILS

PROLIGHTS

Rf 88,7

Fidelity index Rf

Rg 107,5

Gammut index

		Graphic shifts (%)	
Hue Bin	R_f	Chroma	Hue
1	94	1%	-1%
2	95	1%	1%
3	92	2%	4%
4	91	1%	5%
5	88	2%	4%
6	86	8%	5%
7	86	9%	0%
8	92	4%	-1%
9	93	-1%	1%
10	88	-3%	7%
11	77	1%	13%
12	86	3%	9%
13	88	7%	7%
14	87	6%	5%
15	82	15%	-5%
16	91	5%	-1%

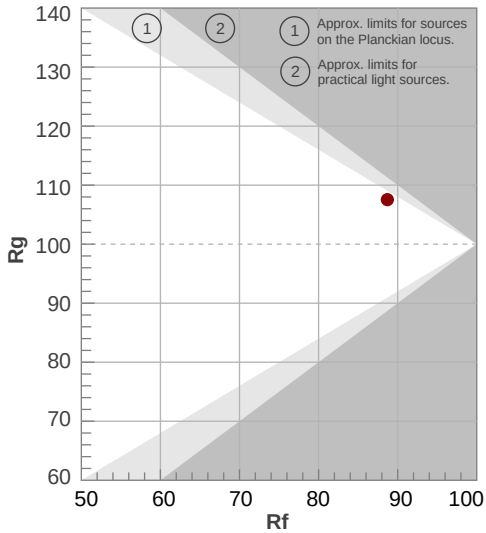

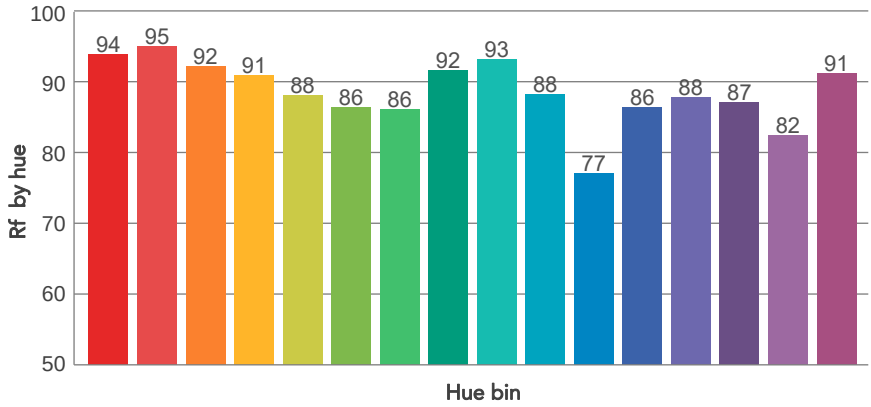

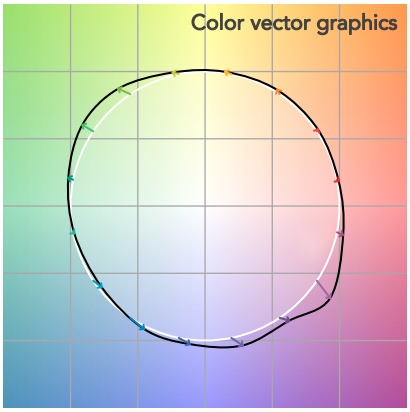

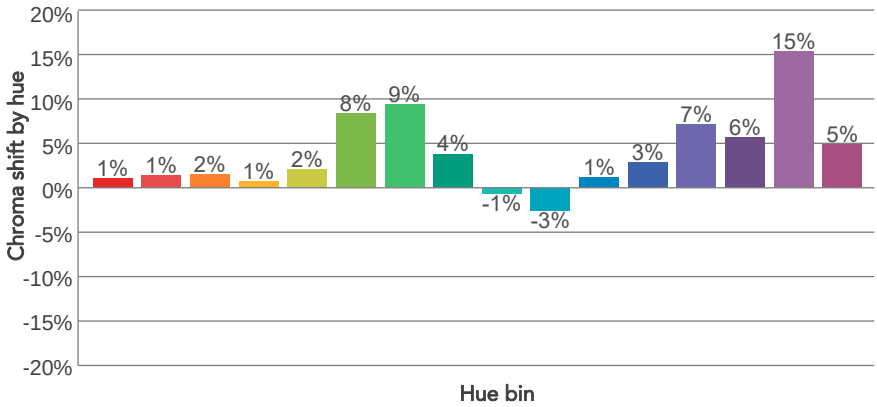

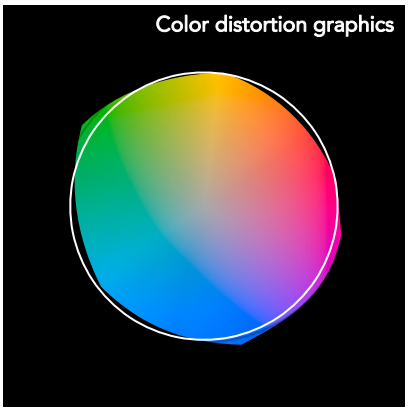

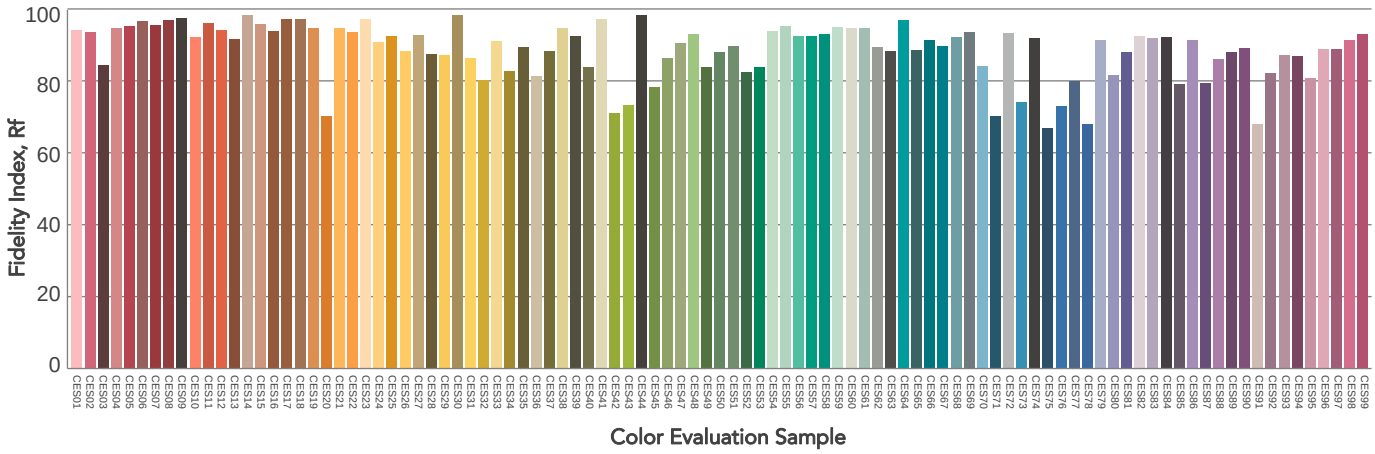

PROLIGHTS is a trademark of
MUSIC & LIGHTS S.r.l.
musiclights.it

Via A. Olivetti snc
04026 - Minturno (LT) ITALY
Tel: +39 0771 72190

prolights.it
info@prolights.it

BEAM DETAILS

Beam angle 50%	Field angle 10%	Cut off angle 2,5%	Intensity ratio in 120° cone	Intensity ratio in 90° cone
23,8°	48,8°	74,2°	96,6%	92,6%

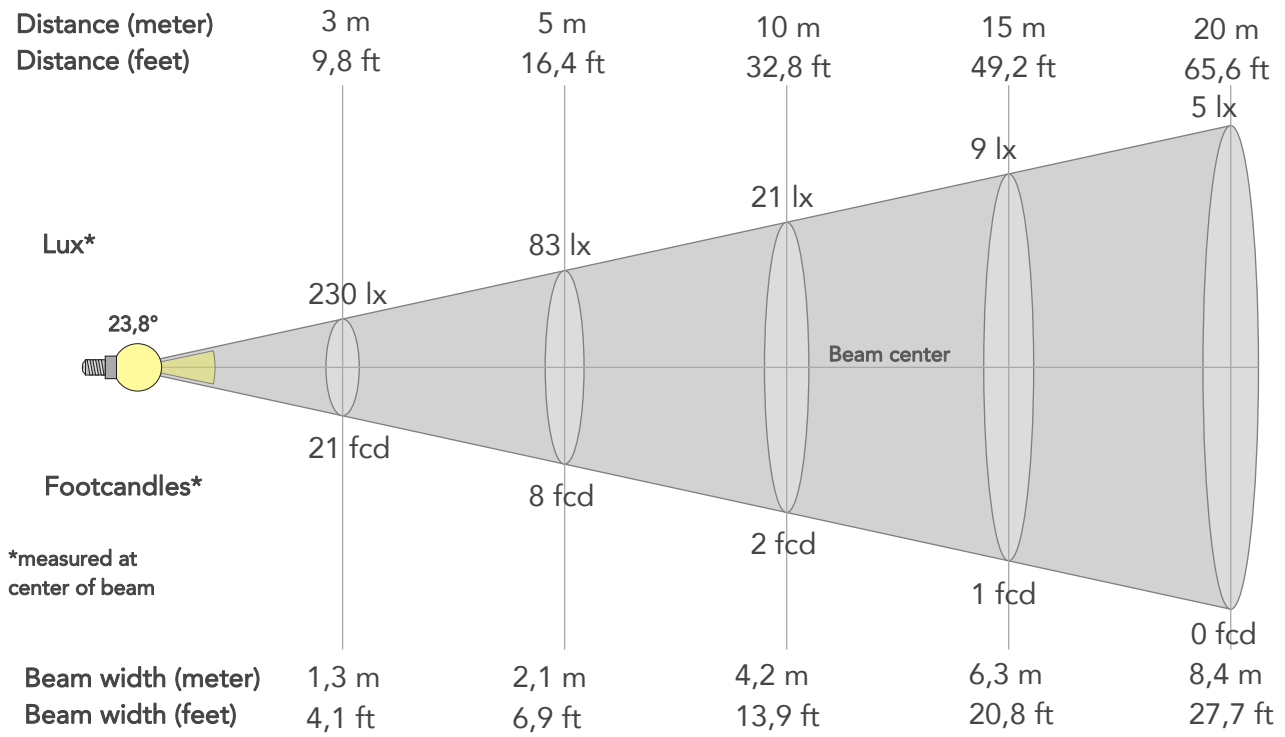

BEAM INTENSITIES AND WIDTHS

Distance	1m	2m	3m	4m	5m	7,5m	10m	15m	20m	25m	30m	40m	50m
Distance	3,3ft	6,6ft	9,8ft	13,1ft	16,4ft	24,6ft	32,8ft	49,2ft	65,6ft	82ft	98,4ft	131,2ft	164ft
Lux	2069lx	517lx	230lx	129lx	83lx	37lx	21lx	9lx	5lx	3lx	2lx	1lx	1lx
Footcand.	192fcd	48fcd	21fcd	12fcd	8fcd	3fcd	2fcd	1fcd	0fcd	0fcd	0fcd	0fcd	0fcd
Beam wid.	0,4m	0,8m	1,3m	1,7m	2,1m	3,2m	4,2m	6,3m	8,4m	10,6m	12,7m	16,9m	21,1m
Beam wid.	1,4ft	2,8ft	4,1ft	5,5ft	6,9ft	10,4ft	13,9ft	20,8ft	27,7ft	34,6ft	41,6ft	55,4ft	69,3ft

LINEAR DISTRIBUTION DIAGRAM

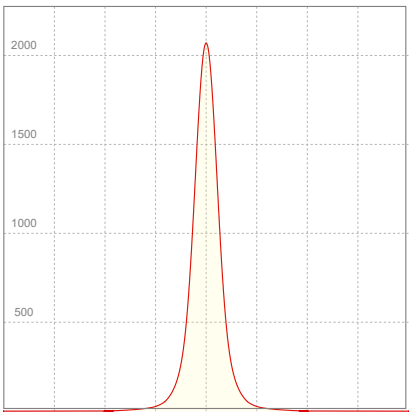

ELECTRICAL SPECIFICATIONS

Input voltage	Input current	Input power	Power FC	Effeciency
228V	0,120A	13,0W	0,48	41lm/W

PROLIGHTS is a trademark of
MUSIC & LIGHTS S.r.l.
musiclights.it

Via A. Olivetti snc
04026 - Minturno (LT) ITALY
Tel: +39 0771 72190

prolights.it
info@prolights.it

ISO DIAGRAMS

ISO CANDELA DIAGRAM

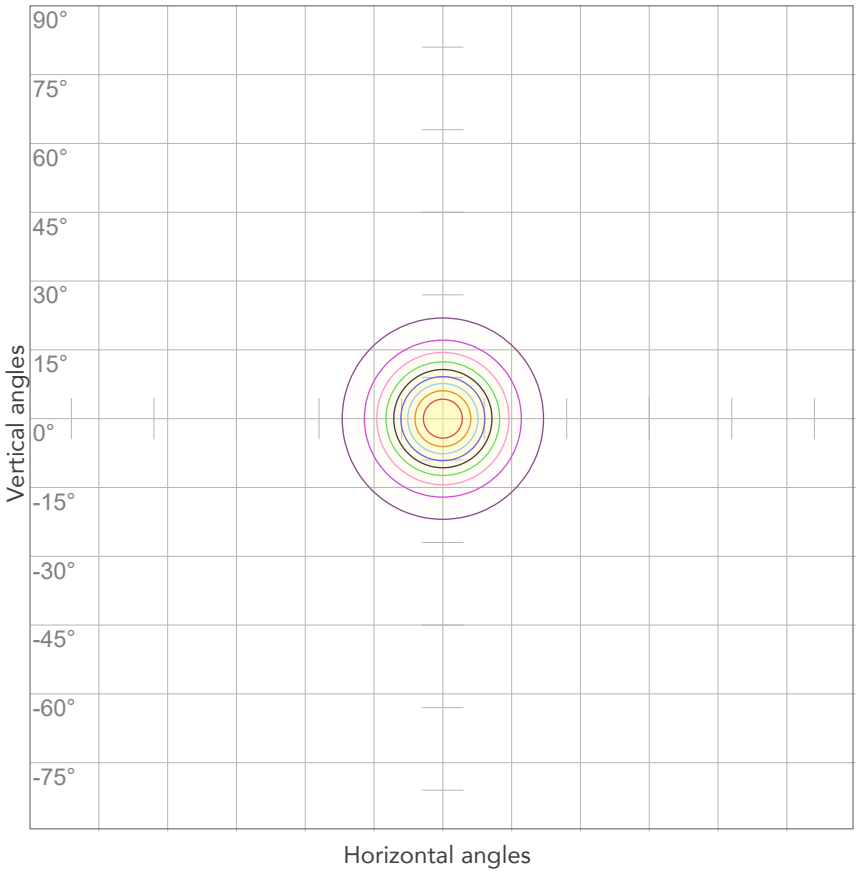

10%	207 cd
20%	414 cd
30%	621 cd
40%	828 cd
50%	1034 cd
60%	1241 cd
70%	1448 cd
80%	1655 cd

Conditions:

Number of c-planes: 2

Candela at center: 2069 cd

ISO LUX DIAGRAM

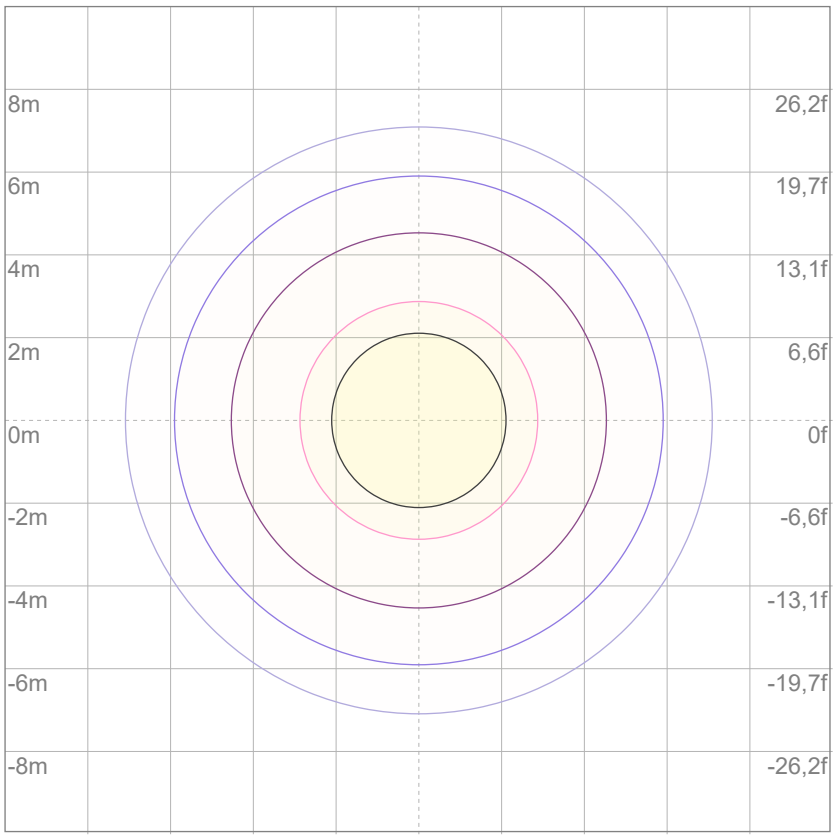

Mounting height: 10 meters (33 feet)

3%	0,621 lx
5%	1,03 lx
10%	2,07 lx
30%	6,21 lx
50%	10,3 lx

Conditions:

Number of c-planes: 2

Lux at center: 20,7 lx

Lux distribution on a surface when lamp is mounted at 10 meters from the surface.

Total lumen output:

542 lm

Peak candela output:

700 cd

Light quality:

CRI: 89,9

Color temperature:

6546 K

PRODUCT NAME:

ARCSPOTXSFC

MEASURAMENT CONDITIONS:

Beam angle:
10° + 40° Filter

Target:
6500K

Operator:
Salvatore Giglio

Date and time:
21/05/2024 14:29:56

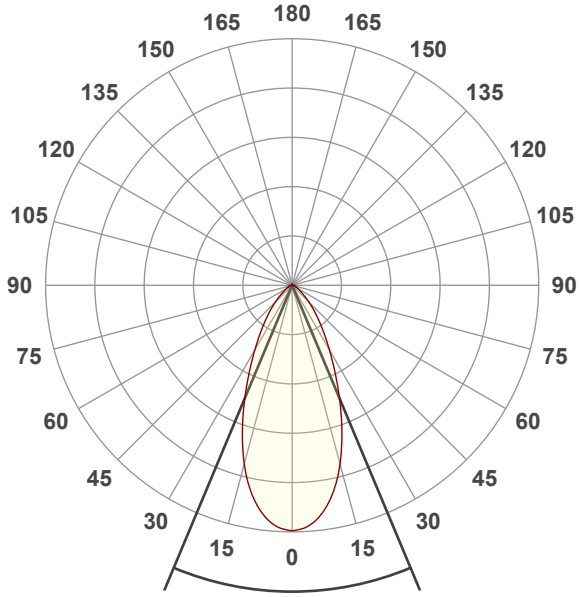

Beam angle 50%: 45,5°
Field angle 10%: 89,4°
Cut off angle 2.5%: 122,4°

Spectra

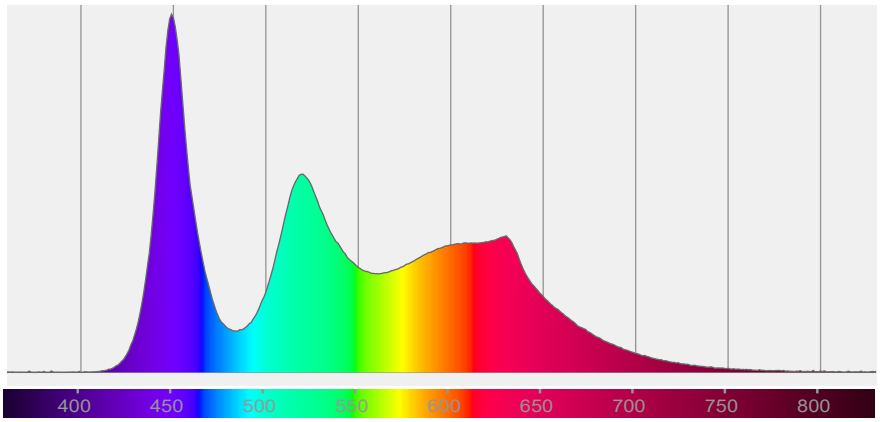

COLOR DETAILS

PROLIGHTS

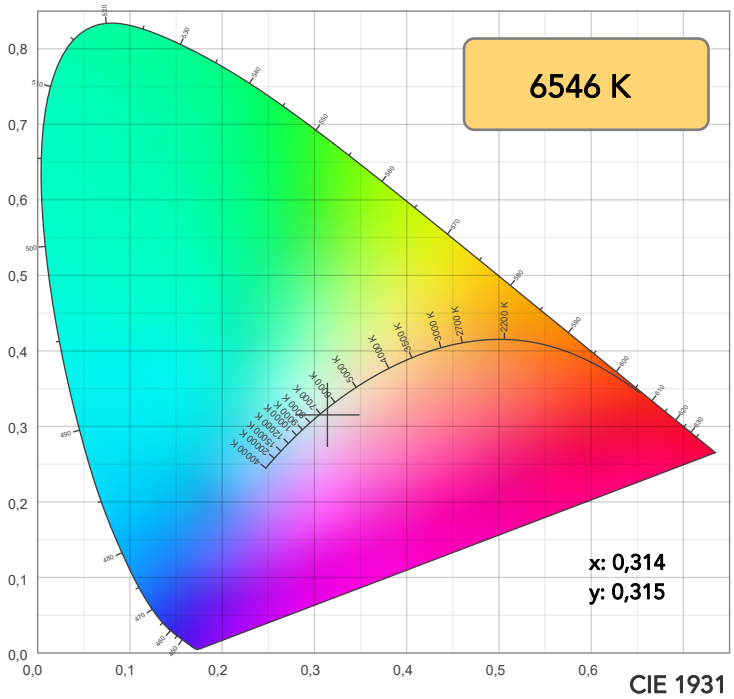

CIE 1931

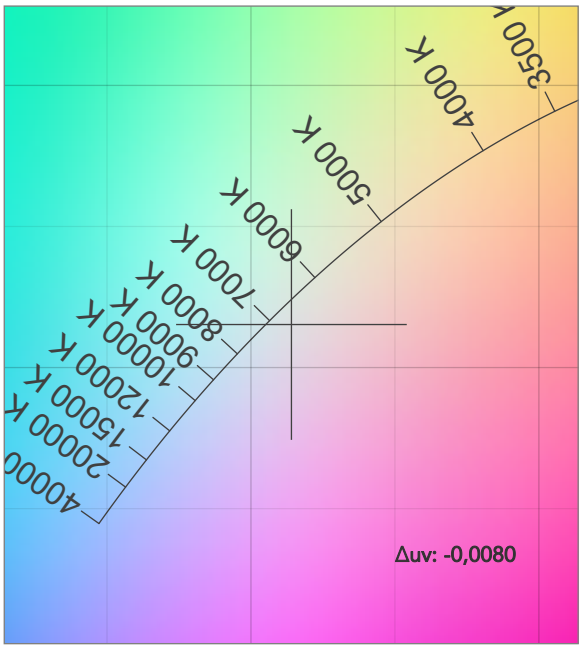

CIE 1931 ZOOM

TM30: 88,5

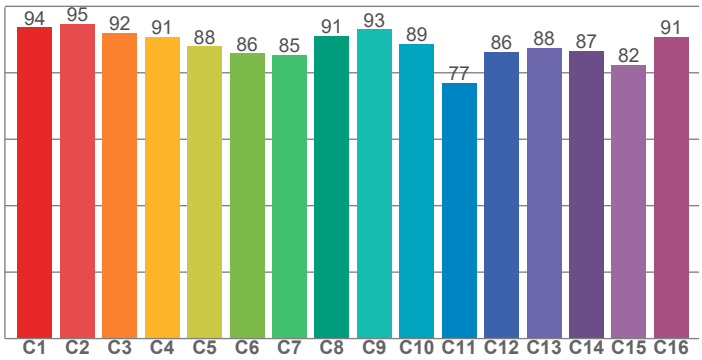

CRI: 89,9 (R1-R8)

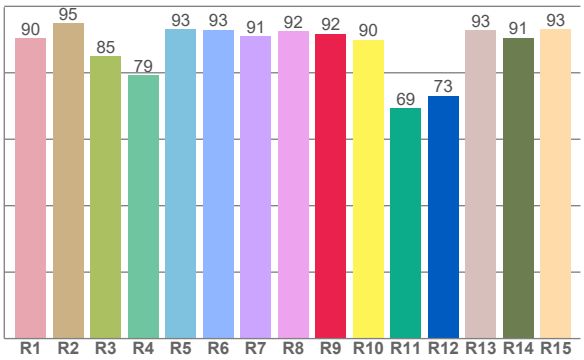

CRI R values, only R1-R8 are used to calculate final CRI value

R1	R2	R3	R4	R5	R6	R7	R8	R9	R10	R11	R12	R13	R14	R15
90,5	94,9	85,0	79,2	93,2	92,9	91,0	92,5	91,7	90,0	69,3	73,1	92,8	90,5	93,0

TM30 C values, 16 binned values out of total of 99 C values

C1	C2	C3	C4	C5	C6	C7	C8	C9	C10	C11	C12	C13	C14	C15	C16
93,7	94,8	92,1	90,8	87,9	85,9	85,4	91,1	93,1	88,7	77,0	86,3	87,6	86,6	82,4	90,9

CQS Q values

Q1	Q2	Q3	Q4	Q5	Q6	Q7	Q8	Q9	Q10	Q11	Q12	Q13	Q14	Q15
98,4	94,1	80,2	90,6	94,5	88,7	95,9	94,8	89,5	89,4	97,5	98,9	98,6	96,4	99,0

CQS: 92,0

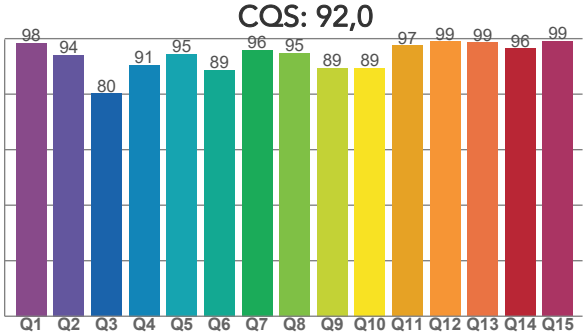

COLOR PARAMETERS

Color temperature	Color rendering index	Red component	Color fidelity	Color gamut	Color quality scale	Television lighting index	Color coordinate cie 1931	Color coordinate cie 1931	Color diviation from black body
CCT	CRI	CRI R9	TM30 Rf	TM30 Rg	CQS	TLCI	x	y	Δuv
6546 K	89,9	91,7	88,5	107,9	92,0	86	0,314	0,315	-0,0080

PROLIGHTS is a trademark of
MUSIC & LIGHTS S.r.l.
musiclights.it

Via A. Olivetti snc
04026 - Minturno (LT) ITALY
Tel: +39 0771 72190

prolights.it
info@prolights.it

TM30 DETAILS

PROLIGHTS

Rf 88,5

Fidelity index Rf

Rg 107,9

Gammut index

		Graphic shifts (%)	
Hue Bin	R_f	Chroma	Hue
1	94	1%	-1%
2	95	2%	1%
3	92	2%	4%
4	91	1%	5%
5	88	2%	4%
6	86	9%	5%
7	85	10%	1%
8	91	4%	-1%
9	93	0%	1%
10	89	-3%	7%
11	77	1%	13%
12	86	3%	9%
13	88	7%	8%
14	87	6%	5%
15	82	16%	-5%
16	91	5%	-1%

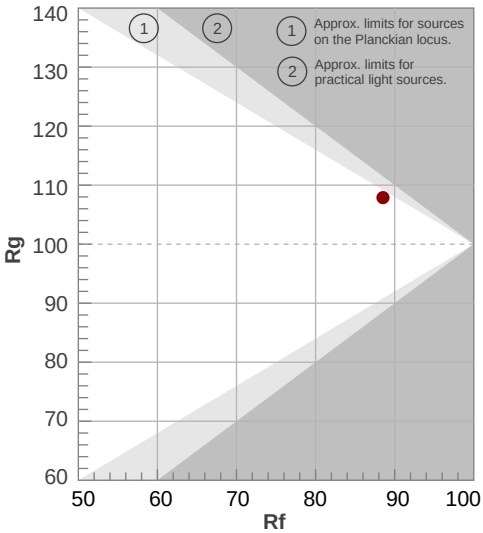

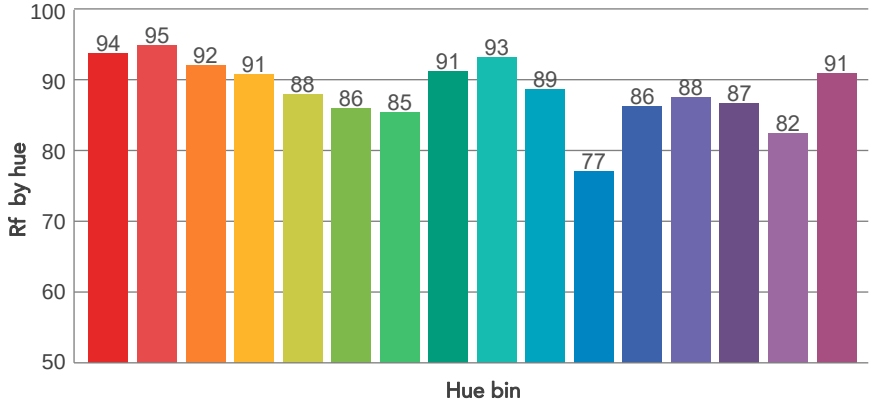

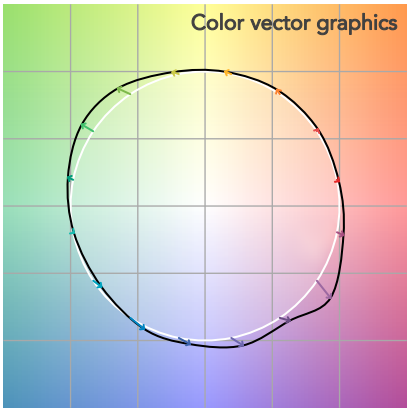

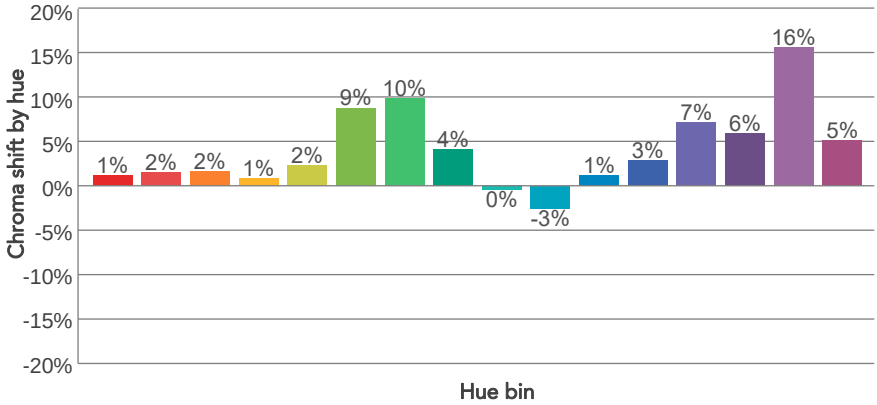

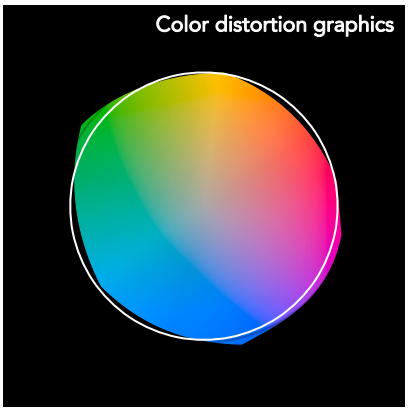

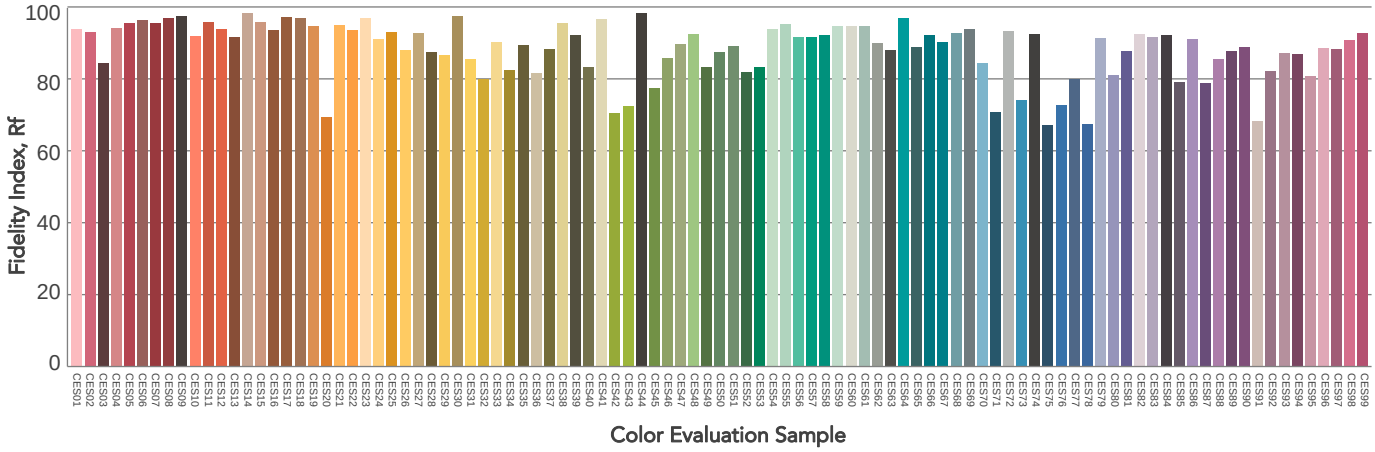

PROLIGHTS is a trademark of
MUSIC & LIGHTS S.r.l.
musiclights.it

Via A. Olivetti snc
04026 - Minturno (LT) ITALY
Tel: +39 0771 72190

prolights.it
info@prolights.it

BEAM DETAILS

Beam angle 50%	Field angle 10%	Cut off angle 2,5%	Intensity ratio in 120° cone	Intensity ratio in 90° cone
45,5°	89,4°	122,4°	96,0%	87,2%

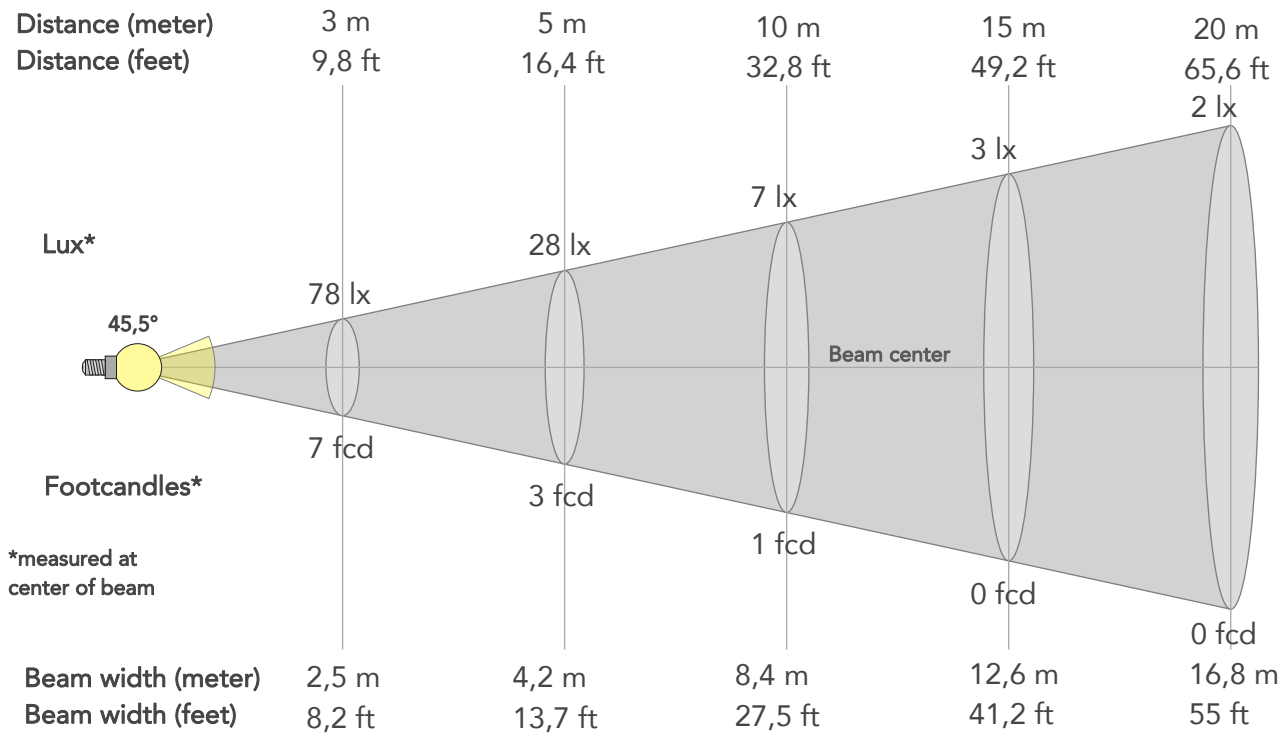

BEAM INTENSITIES AND WIDTHS

Distance	1m	2m	3m	4m	5m	7,5m	10m	15m	20m	25m	30m	40m	50m
Distance	3,3ft	6,6ft	9,8ft	13,1ft	16,4ft	24,6ft	32,8ft	49,2ft	65,6ft	82ft	98,4ft	131,2ft	164ft
Lux	700lx	175lx	78lx	44lx	28lx	12lx	7lx	3lx	2lx	1lx	1lx	0lx	0lx
Footcand.	65fcd	16fcd	7fcd	4fcd	3fcd	1fcd	1fcd	0fcd	0fcd	0fcd	0fcd	0fcd	0fcd
Beam wid.	0,8m	1,7m	2,5m	3,4m	4,2m	6,3m	8,4m	12,6m	16,8m	21m	25,1m	33,5m	41,9m
Beam wid.	2,8ft	5,5ft	8,2ft	11ft	13,7ft	20,6ft	27,5ft	41,2ft	55ft	68,7ft	82,5ft	110ft	137,5ft

LINEAR DISTRIBUTION DIAGRAM

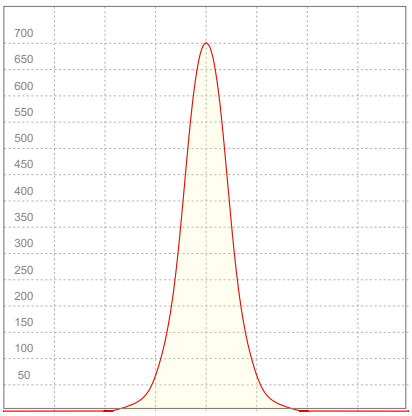

ELECTRICAL SPECIFICATIONS

Input voltage	Input current	Input power	Power FC	Effeciency
229V	0,119A	13,2W	0,48	41lm/W

ISO DIAGRAMS

ISO CANDELA DIAGRAM

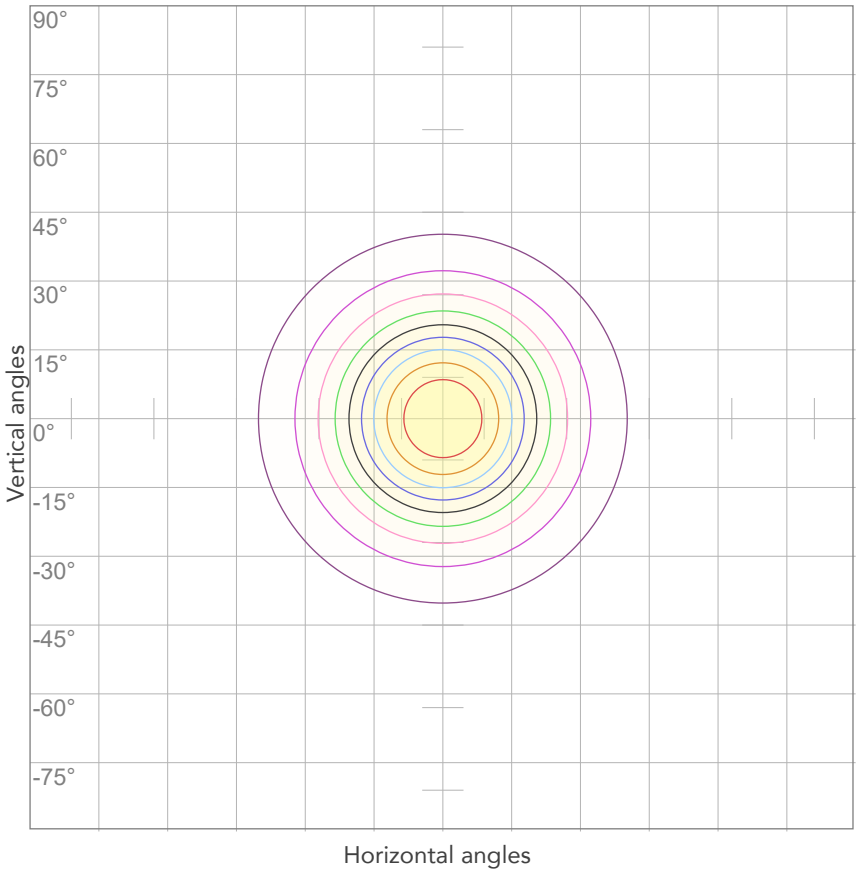

10%	70 cd
20%	140 cd
30%	210 cd
40%	280 cd
50%	350 cd
60%	420 cd
70%	490 cd
80%	560 cd

Conditions:

Number of c-planes: 2

Candela at center: 700 cd

ISO LUX DIAGRAM

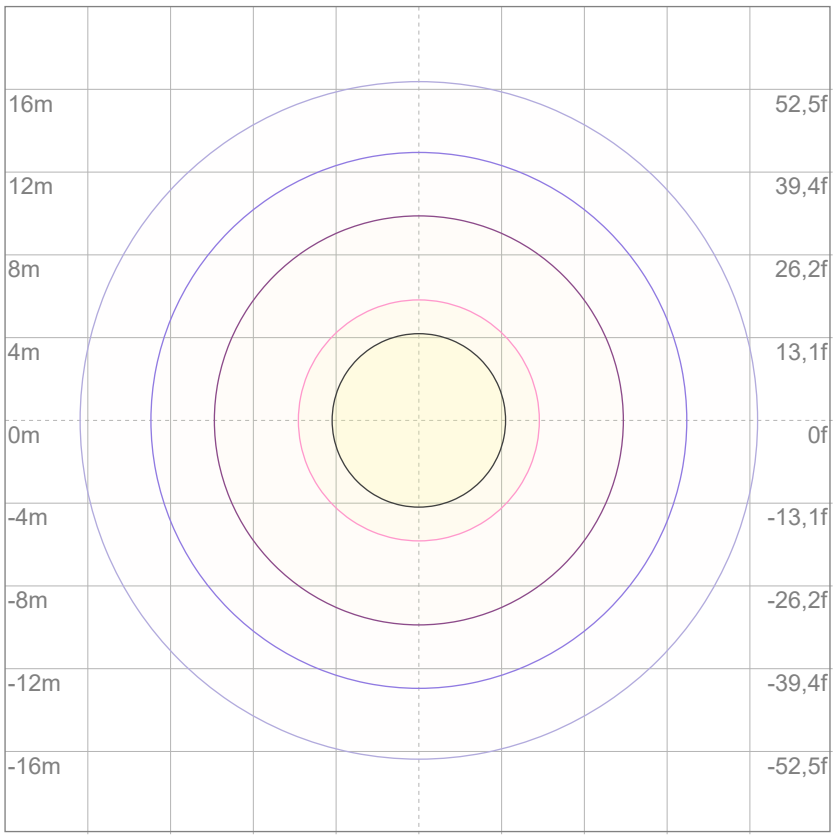

Mounting height: 10 meters (33 feet)

3%	0,210 lx
5%	0,350 lx
10%	0,700 lx
30%	2,10 lx
50%	3,50 lx

Conditions:

Number of c-planes: 2

Lux at center: 7,00 lx

Lux distribution on a surface when lamp is mounted at 10 meters from the surface.

Total lumen output:

512 lm

Peak candela output:

504 cd

Light quality:

CRI: 90,1

Color temperature:

6586 K

PRODUCT NAME:

ARCSPOTXSFC

MEASURAMENT CONDITIONS:

Beam angle:
10° + 60° Filter

Target:
6500K

Operator:
Salvatore Giglio

Date and time:
21/05/2024 15:58:31

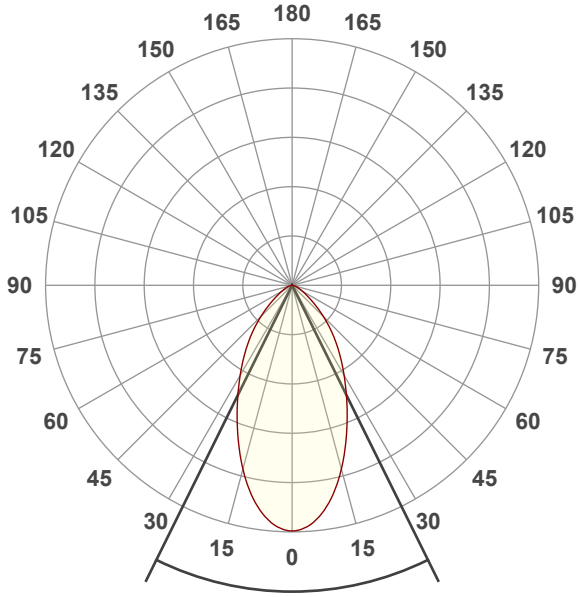

Beam angle 50%: 52,6°
Field angle 10%: 104°
Cut off angle 2.5%: 136,3°

Spectra

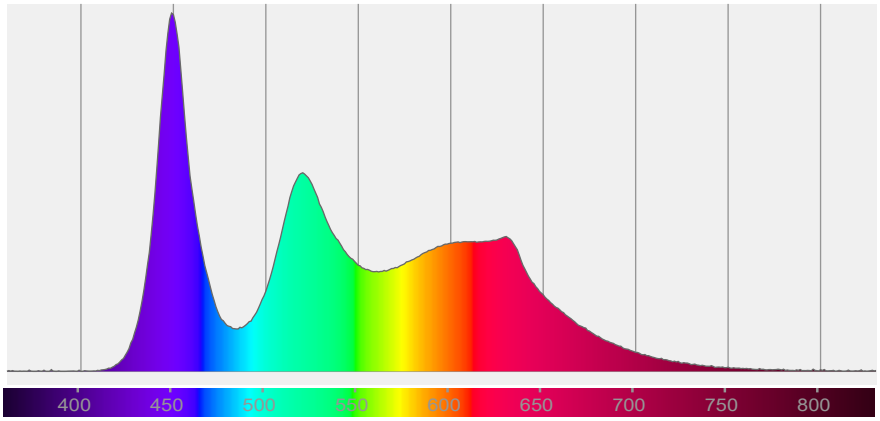

COLOR DETAILS

PROLiGHTS

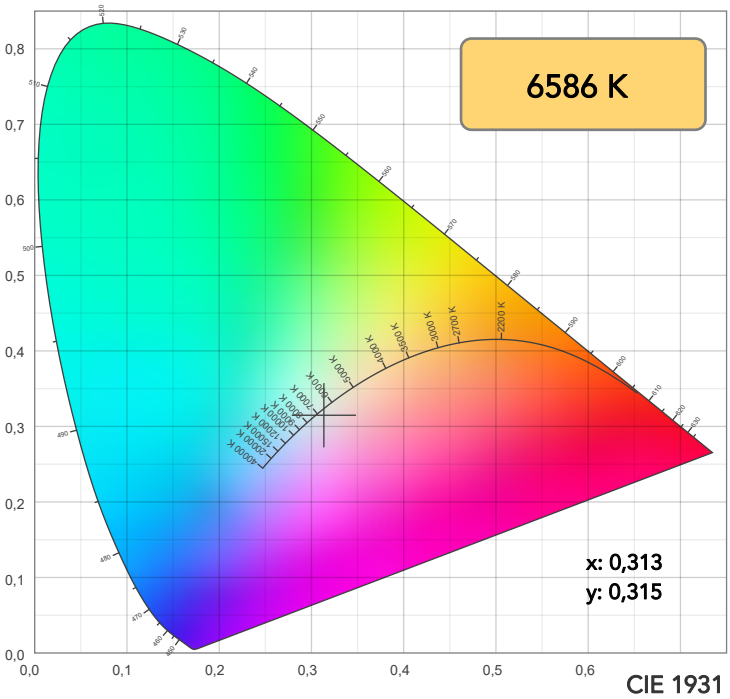

CIE 1931

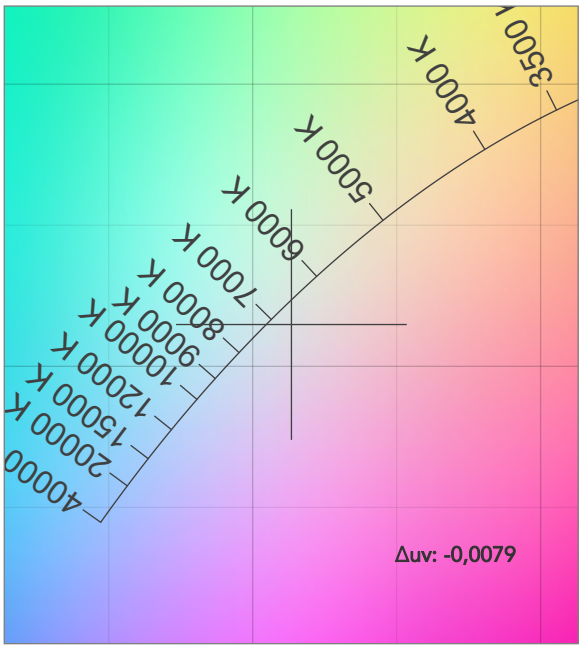

CIE 1931 ZOOM

TM30: 88,6

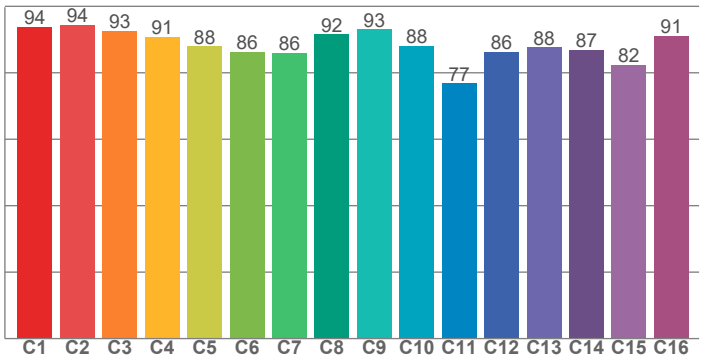

CRI: 90,1 (R1-R8)

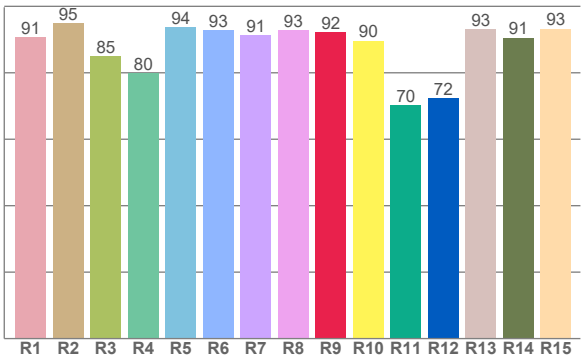

CRI R values, only R1-R8 are used to calculate final CRI value

R1	R2	R3	R4	R5	R6	R7	R8	R9	R10	R11	R12	R13	R14	R15
90,8	94,9	84,9	79,9	93,6	92,7	91,3	92,8	92,2	89,7	70,3	72,3	93,1	90,5	93,3

TM30 C values, 16 binned values out of total of 99 C values

C1	C2	C3	C4	C5	C6	C7	C8	C9	C10	C11	C12	C13	C14	C15	C16
93,8	94,4	92,7	90,8	87,9	86,4	86,0	91,6	93,1	88,1	76,8	86,3	87,6	86,9	82,3	91,2

CQS Q values

Q1	Q2	Q3	Q4	Q5	Q6	Q7	Q8	Q9	Q10	Q11	Q12	Q13	Q14	Q15
98,5	94,2	80,0	89,8	95,2	89,2	95,8	95,0	89,4	89,3	97,1	98,7	98,6	96,4	99,1

CQS: 91,9

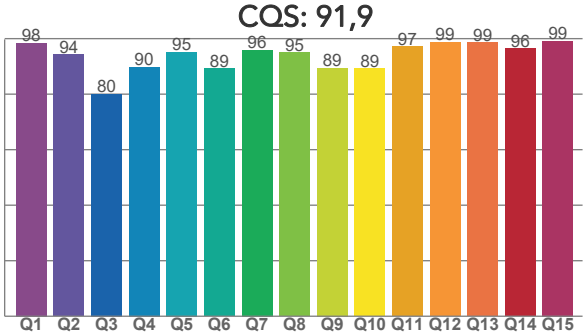

COLOR PARAMETERS

Color temperature	Color rendering index	Red component	Color fidelity	Color gamut	Color quality scale	Television lighting index	Color coordinate cie 1931	Color coordinate cie 1931	Color diviation from black body
CCT	CRI	CRI R9	TM30 Rf	TM30 Rg	CQS	TLCI	x	y	Δuv
6586 K	90,1	92,2	88,6	107,6	91,9	87	0,313	0,315	-0,0079

PROLIGHTS is a trademark of
MUSIC & LIGHTS S.r.l.
musiclights.it

Via A. Olivetti snc
04026 - Minturno (LT) ITALY
Tel: +39 0771 72190

prolights.it
info@prolights.it

TM30 DETAILS

PROLIGHTS

Rf 88,6

Fidelity index Rf

Rg 107,6

Gammut index

		Graphic shifts (%)	
Hue Bin	R_f	Chroma	Hue
1	94	1%	-1%
2	94	1%	1%
3	93	2%	3%
4	91	1%	5%
5	88	2%	4%
6	86	8%	5%
7	86	9%	1%
8	92	4%	-1%
9	93	-1%	1%
10	88	-3%	8%
11	77	1%	13%
12	86	3%	9%
13	88	7%	7%
14	87	6%	5%
15	82	16%	-5%
16	91	5%	-1%

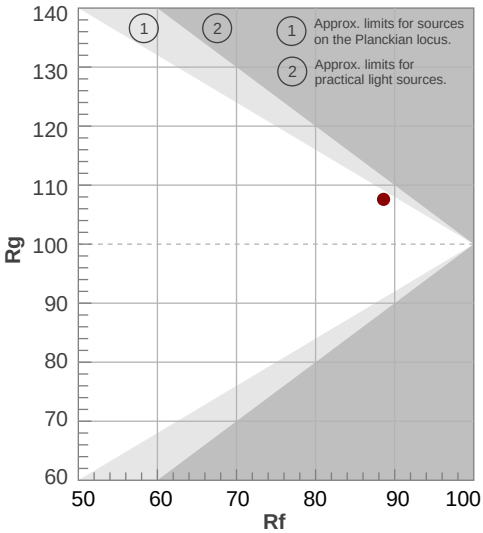

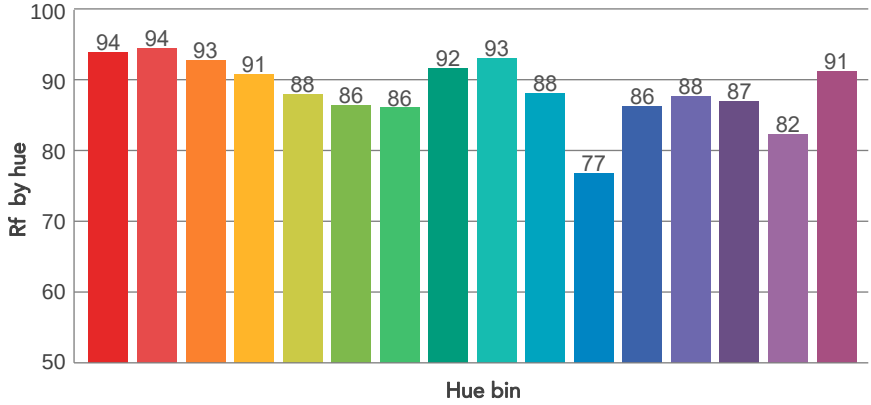

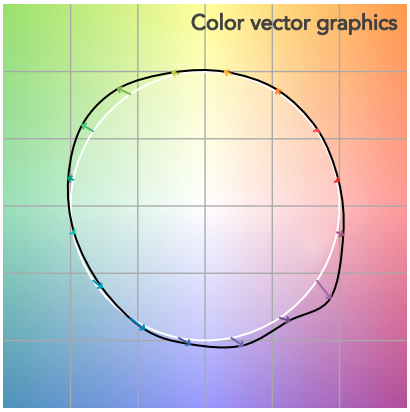

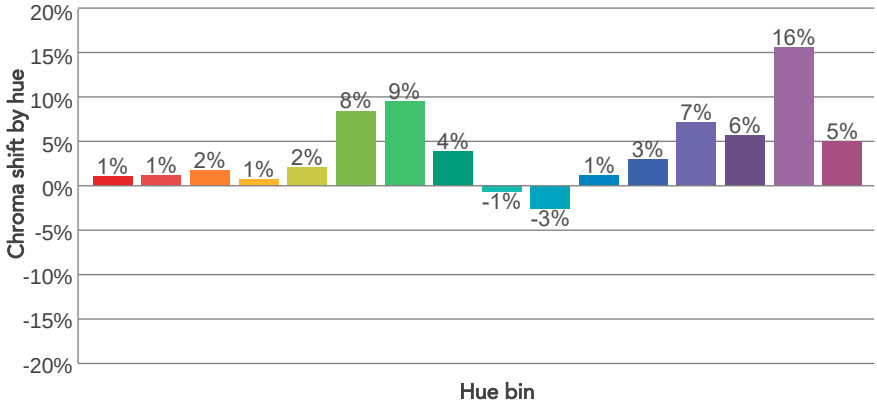

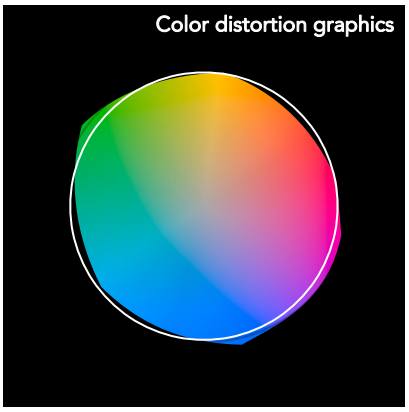

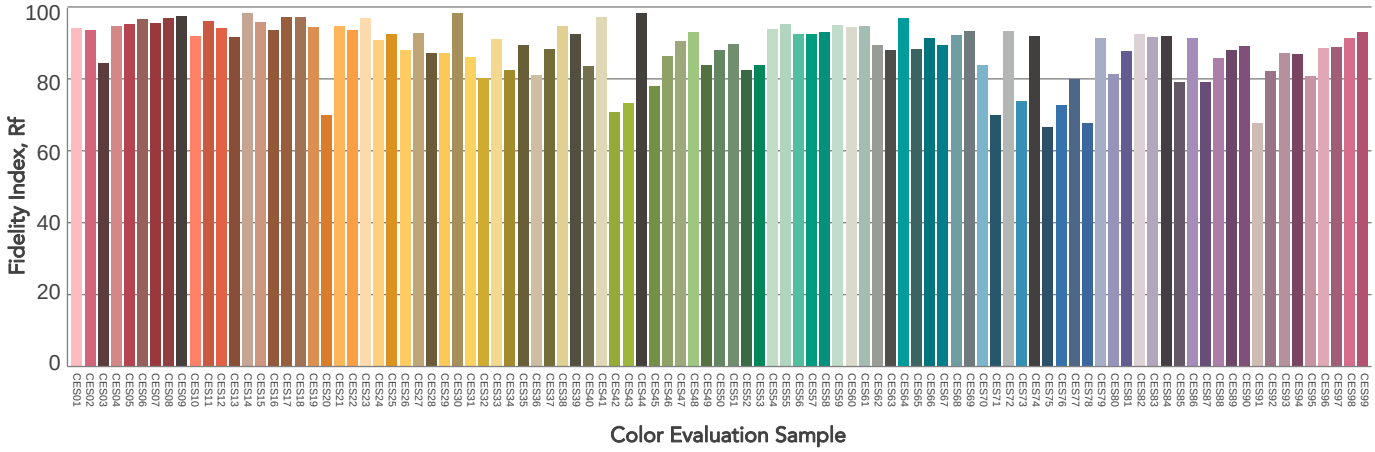

PROLIGHTS is a trademark of
MUSIC & LIGHTS S.r.l.
musiclights.it

Via A. Olivetti snc
04026 - Minturno (LT) ITALY
Tel: +39 0771 72190

prolights.it
info@prolights.it

BEAM DETAILS

Beam angle 50%	Field angle 10%	Cut off angle 2,5%	Intensity ratio in 120° cone	Intensity ratio in 90° cone
52,6°	104°	136,3°	95,3%	82,5%

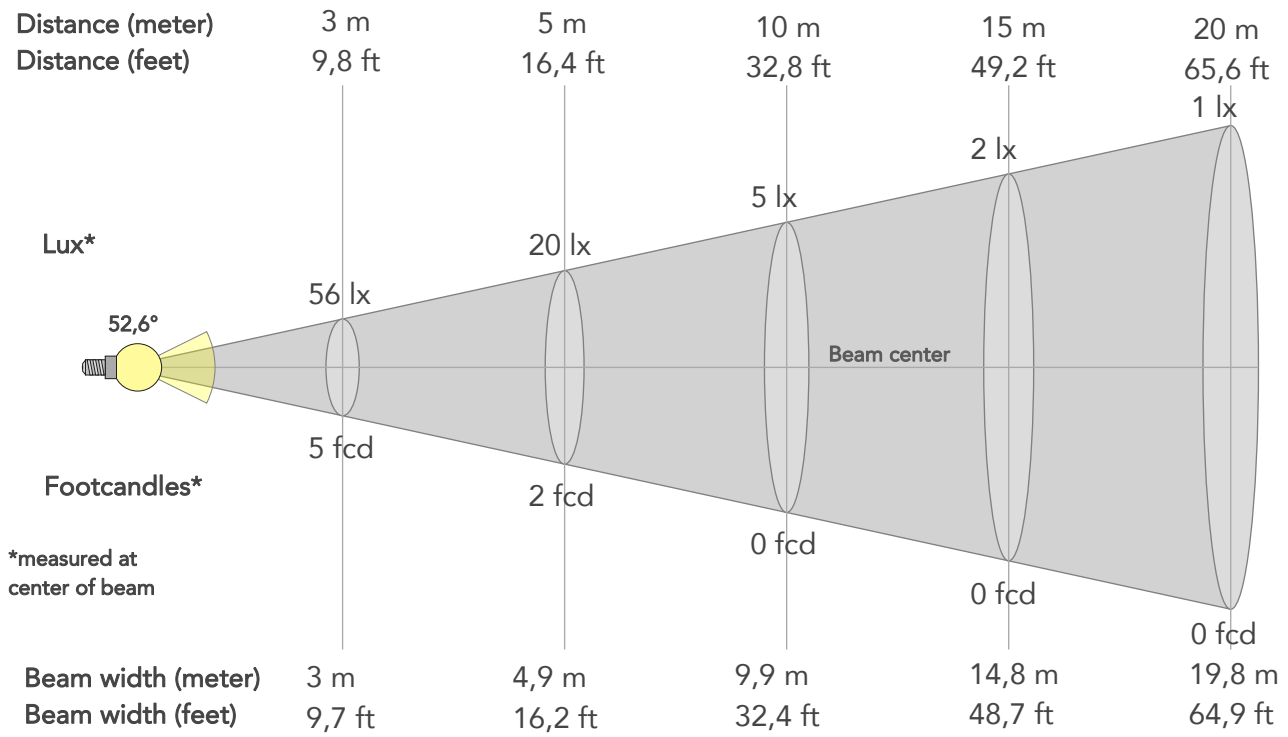

BEAM INTENSITIES AND WIDTHS

Distance	1m	2m	3m	4m	5m	7,5m	10m	15m	20m	25m	30m	40m	50m
Distance	3,3ft	6,6ft	9,8ft	13,1ft	16,4ft	24,6ft	32,8ft	49,2ft	65,6ft	82ft	98,4ft	131,2ft	164ft
Lux	504lx	126lx	56lx	32lx	20lx	9lx	5lx	2lx	1lx	1lx	1lx	0lx	0lx
Footcand.	47fcd	12fcd	5fcd	3fcd	2fcd	1fcd	0fcd	0fcd	0fcd	0fcd	0fcd	0fcd	0fcd
Beam wid.	1m	2m	3m	4m	4,9m	7,4m	9,9m	14,8m	19,8m	24,7m	29,7m	39,6m	49,4m
Beam wid.	3,3ft	6,5ft	9,7ft	13ft	16,2ft	24,3ft	32,4ft	48,7ft	64,9ft	81,1ft	97,3ft	129,7ft	162,2ft

LINEAR DISTRIBUTION DIAGRAM

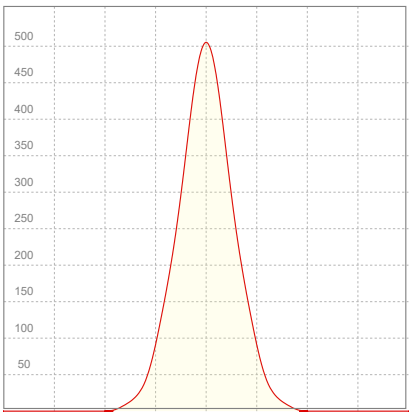

ELECTRICAL SPECIFICATIONS

Input voltage	Input current	Input power	Power FC	Effeciency
228V	0,113A	13,0W	0,51	39lm/W

ISO DIAGRAMS

ISO CANDELA DIAGRAM

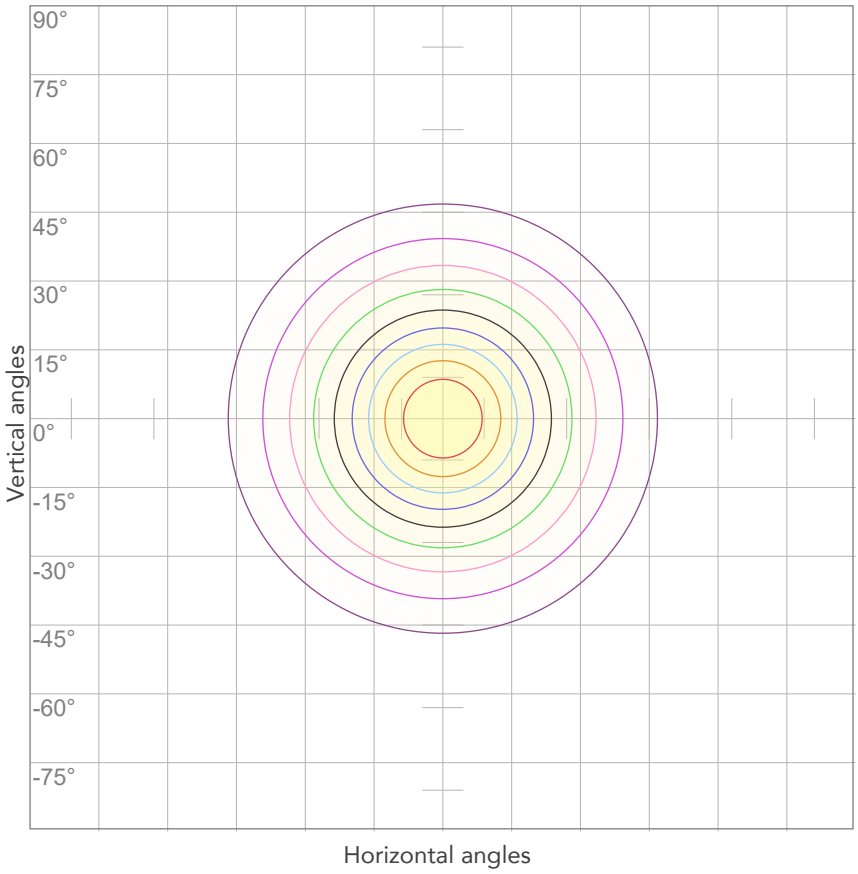

10%	50 cd
20%	101 cd
30%	151 cd
40%	202 cd
50%	252 cd
60%	302 cd
70%	353 cd
80%	403 cd

Conditions:

Number of c-planes: 2

Candela at center: 504 cd

ISO LUX DIAGRAM

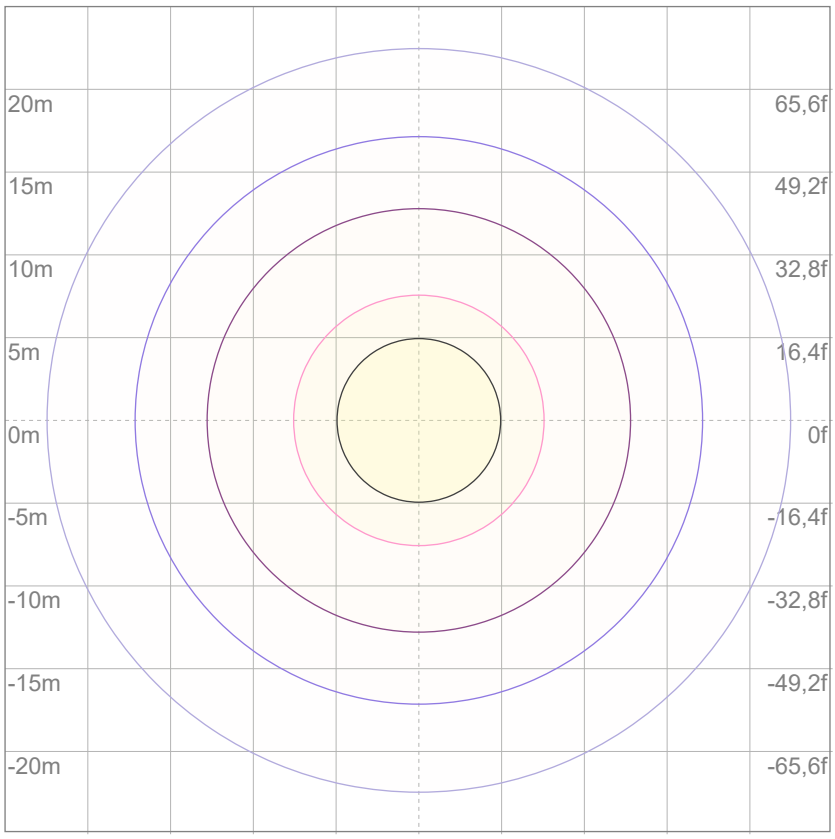

Mounting height: 10 meters (33 feet)

3%	0,151 lx
5%	0,252 lx
10%	0,504 lx
30%	1,51 lx
50%	2,52 lx

Conditions:

Number of c-planes: 2

Lux at center: 5,04 lx

Lux distribution on a surface when lamp is mounted at 10 meters from the surface.

Total lumen output:

751 lm

Peak candela output:

1609 cd

Light quality:

CRI: 90,2

Color temperature:

6546 K

PRODUCT NAME:

ARCSPOTXSFC

MEASURAMENT CONDITIONS:

Beam angle:
10° + 10° x 60° Filter

Target:
6500K

Operator:
Salvatore Giglio

Date and time:
21/05/2024 16:07:16

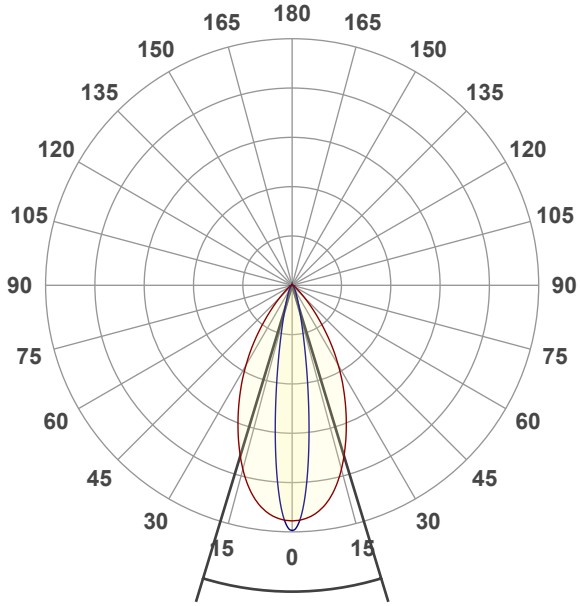

Beam angle 50%: 33,8°
Field angle 10%: 60,1°
Cut off angle 2.5%: 84,4°

Spectra

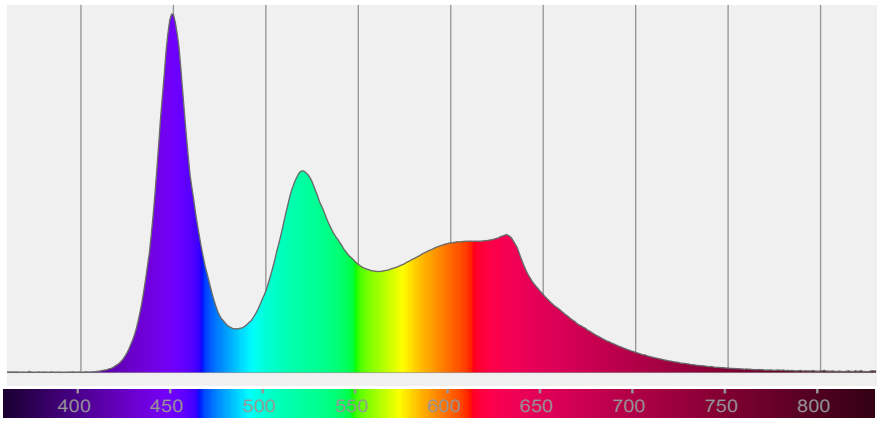

COLOR DETAILS

PROLIGHTS

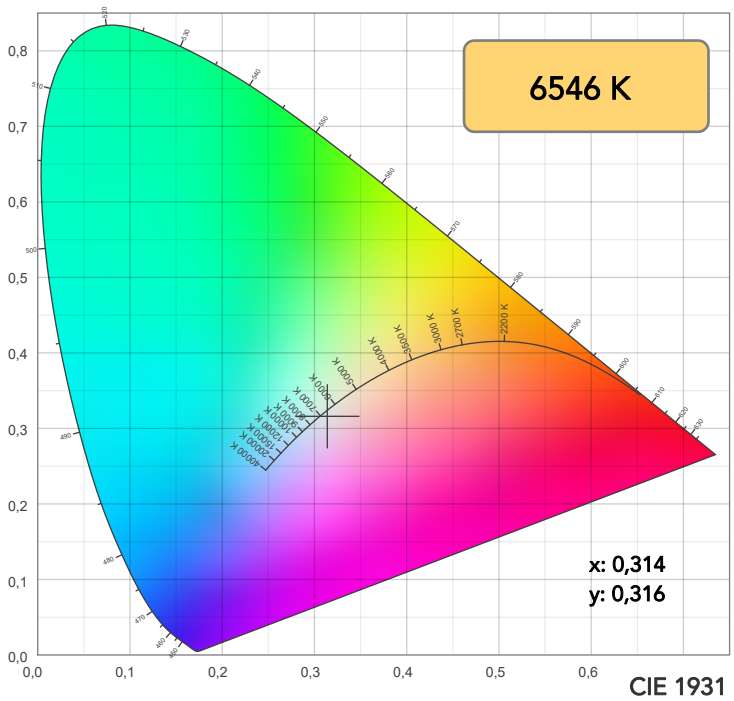

CIE 1931

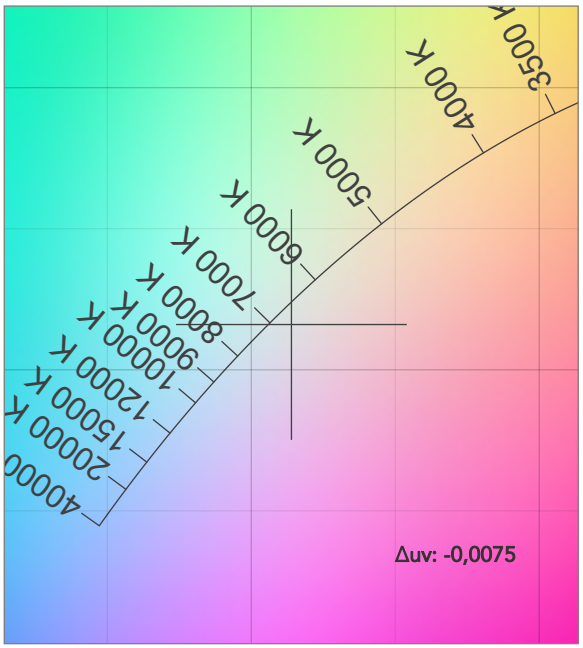

CIE 1931 ZOOM

TM30: 88,8

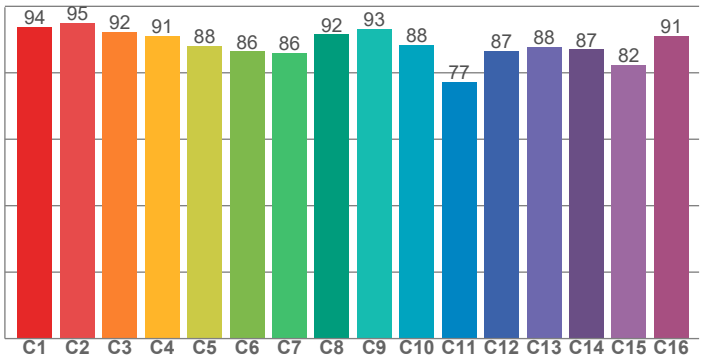

CRI: 90,2 (R1-R8)

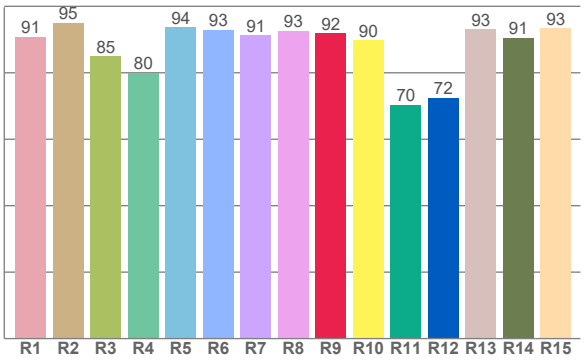

CRI R values, only R1-R8 are used to calculate final CRI value

R1	R2	R3	R4	R5	R6	R7	R8	R9	R10	R11	R12	R13	R14	R15
90,8	95,0	85,0	80,0	93,7	93,0	91,3	92,7	91,8	89,8	70,4	72,4	93,1	90,6	93,3

TM30 C values, 16 binned values out of total of 99 C values

C1	C2	C3	C4	C5	C6	C7	C8	C9	C10	C11	C12	C13	C14	C15	C16
93,8	95,0	92,4	91,1	88,1	86,5	86,1	91,6	93,2	88,3	77,2	86,6	87,9	87,0	82,4	91,1

CQS Q values

Q1	Q2	Q3	Q4	Q5	Q6	Q7	Q8	Q9	Q10	Q11	Q12	Q13	Q14	Q15
98,6	94,3	80,3	90,3	95,1	89,2	95,8	95,0	89,6	89,6	97,5	99,1	98,8	96,5	99,1

CQS: 92,1

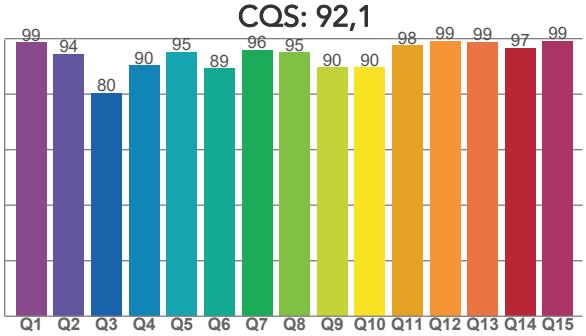

COLOR PARAMETERS

Color temperature	Color rendering index	Red component	Color fidelity	Color gamut	Color quality scale	Television lighting index	Color coordinate cie 1931	Color coordinate cie 1931	Color diviation from black body
CCT	CRI	CRI R9	TM30 Rf	TM30 Rg	CQS	TLCI	x	y	Δuv
6546 K	90,2	91,8	88,8	107,5	92,1	87	0,314	0,316	-0,0075

PROLIGHTS is a trademark of
MUSIC & LIGHTS S.r.l.
musiclights.it

Via A. Olivetti snc
04026 - Minturno (LT) ITALY
Tel: +39 0771 72190

prolights.it
info@prolights.it

TM30 DETAILS

PROLIGHTS

Rf 88,8

Fidelity index Rf

Rg 107,5

Gammut index

		Graphic shifts (%)	
Hue Bin	R_f	Chroma	Hue
1	94	1%	-1%
2	95	1%	1%
3	92	2%	3%
4	91	1%	5%
5	88	2%	4%
6	86	8%	5%
7	86	9%	0%
8	92	4%	-1%
9	93	-1%	1%
10	88	-3%	7%
11	77	1%	13%
12	87	3%	9%
13	88	7%	7%
14	87	6%	5%
15	82	15%	-5%
16	91	5%	-1%

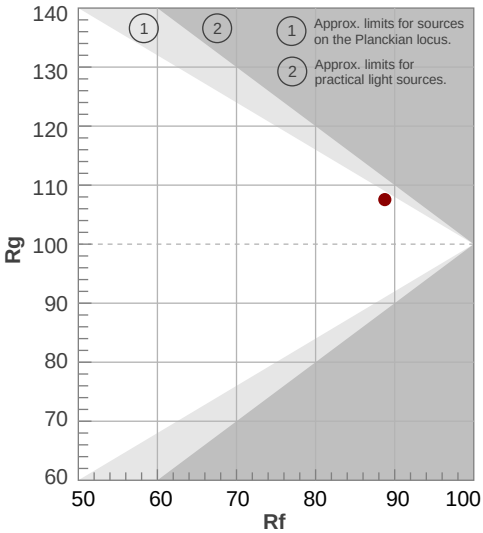

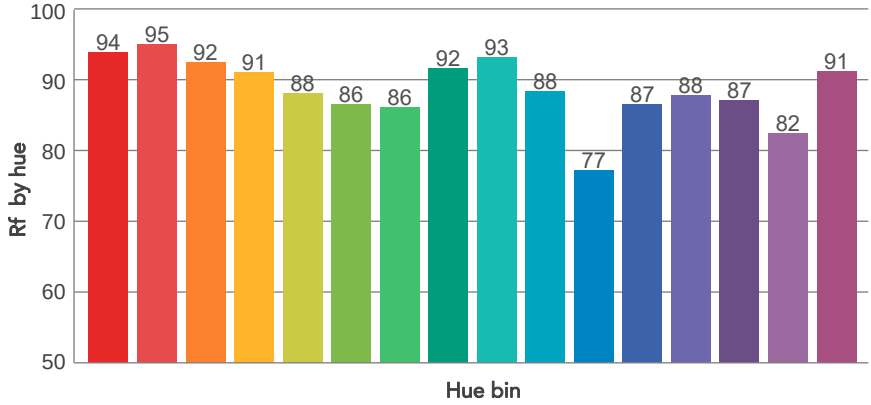

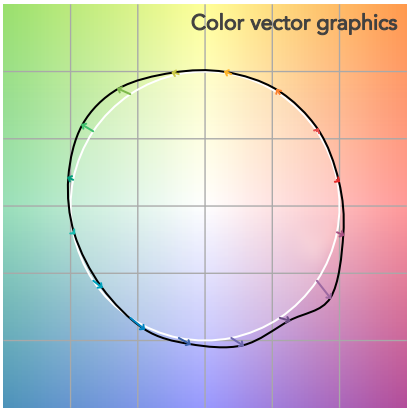

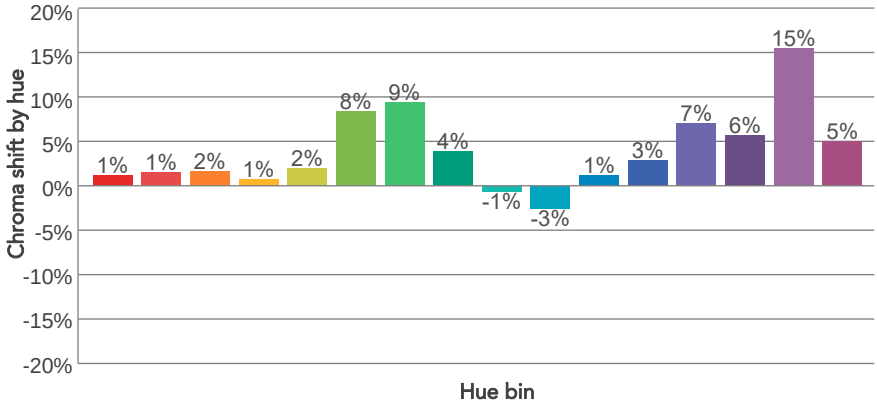

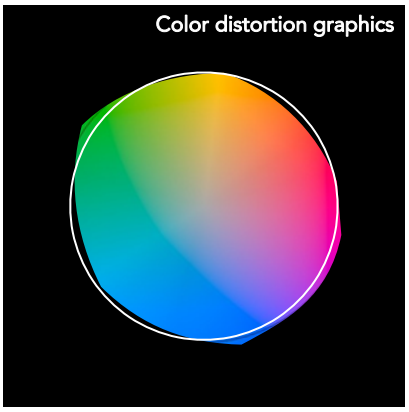

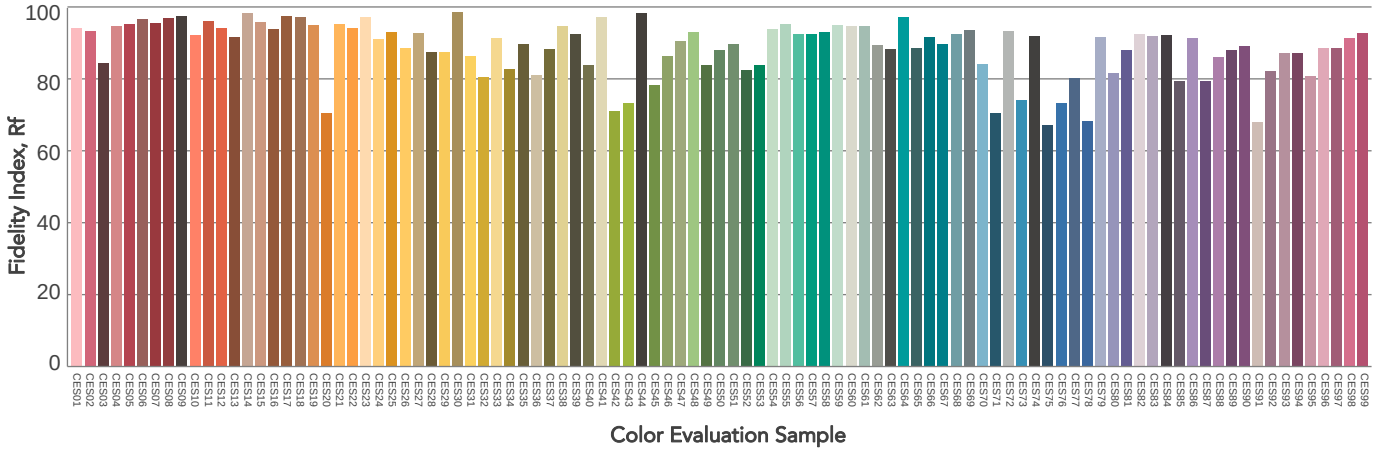

PROLIGHTS is a trademark of
MUSIC & LIGHTS S.r.l.
musiclights.it

Via A. Olivetti snc
04026 - Minturno (LT) ITALY
Tel: +39 0771 72190

prolights.it
info@prolights.it

BEAM DETAILS

Beam angle 50%	Field angle 10%	Cut off angle 2,5%	Intensity ratio in 120° cone	Intensity ratio in 90° cone
33,8°	60,1°	84,4°	97,7%	92,5%

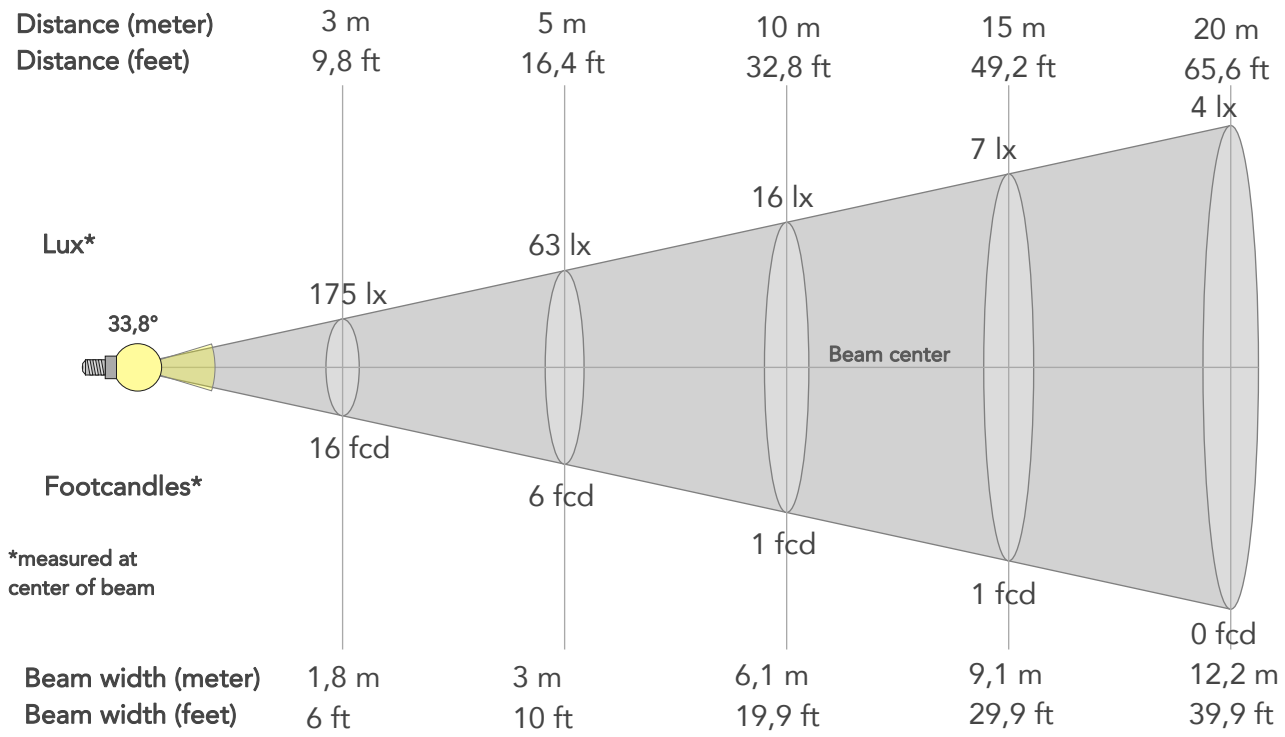

BEAM INTENSITIES AND WIDTHS

Distance	1m	2m	3m	4m	5m	7,5m	10m	15m	20m	25m	30m	40m	50m
Distance	3,3ft	6,6ft	9,8ft	13,1ft	16,4ft	24,6ft	32,8ft	49,2ft	65,6ft	82ft	98,4ft	131,2ft	164ft
Lux	1577lx	394lx	175lx	99lx	63lx	28lx	16lx	7lx	4lx	3lx	2lx	1lx	1lx
Footcand.	147fcd	37fcd	16fcd	9fcd	6fcd	3fcd	1fcd	1fcd	0fcd	0fcd	0fcd	0fcd	0fcd
Beam wid.	0,6m	1,2m	1,8m	2,4m	3m	4,6m	6,1m	9,1m	12,2m	15,2m	18,2m	24,3m	30,4m
Beam wid.	2ft	4ft	6ft	8ft	10ft	15ft	19,9ft	29,9ft	39,9ft	49,8ft	59,8ft	79,7ft	99,7ft

LINEAR DISTRIBUTION DIAGRAM

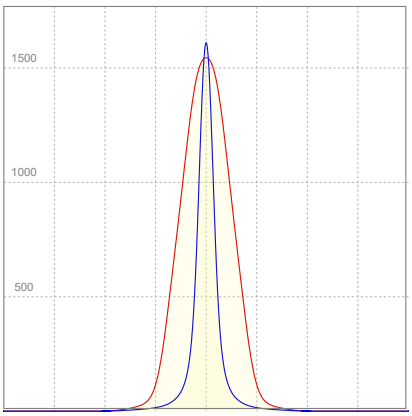

ELECTRICAL SPECIFICATIONS

Input voltage	Input current	Input power	Power FC	Effeciency
227V	0,121A	13,0W	0,47	58lm/W

PROLIGHTS is a trademark of
MUSIC & LIGHTS S.r.l.
musiclights.it

Via A. Olivetti snc
04026 - Minturno (LT) ITALY
Tel: +39 0771 72190

prolights.it
info@prolights.it

ISO DIAGRAMS

ISO CANDELA DIAGRAM

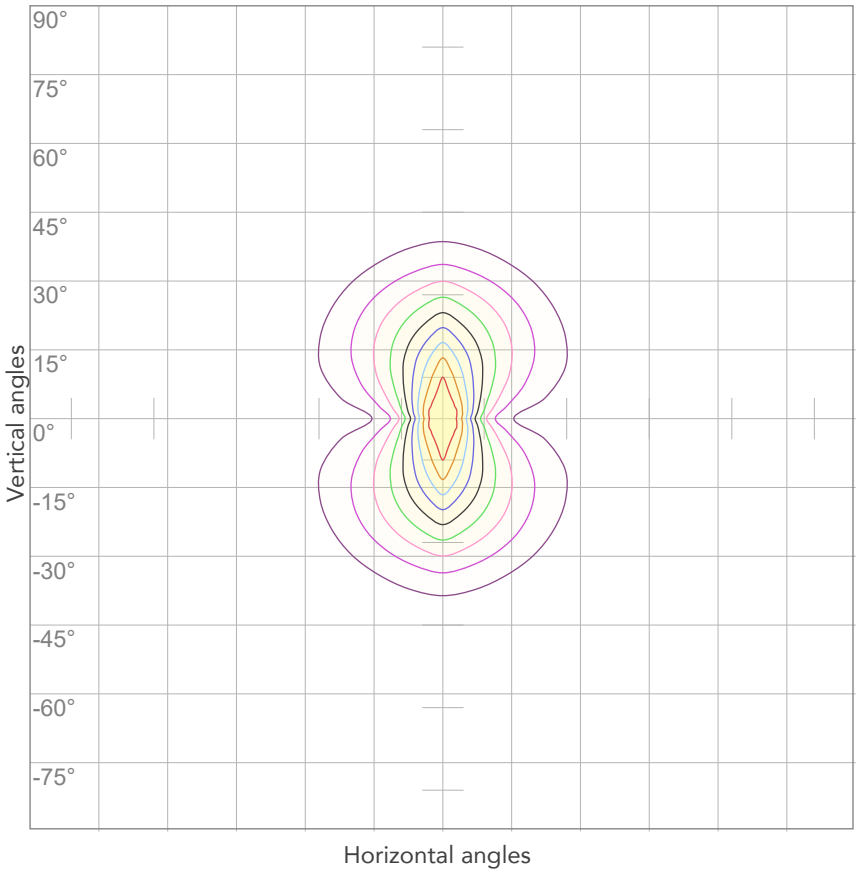

10%	158 cd
20%	315 cd
30%	473 cd
40%	631 cd
50%	789 cd
60%	946 cd
70%	1104 cd
80%	1262 cd

Conditions:

Number of c-planes: 4

Candela at center: 1577 cd

ISO LUX DIAGRAM

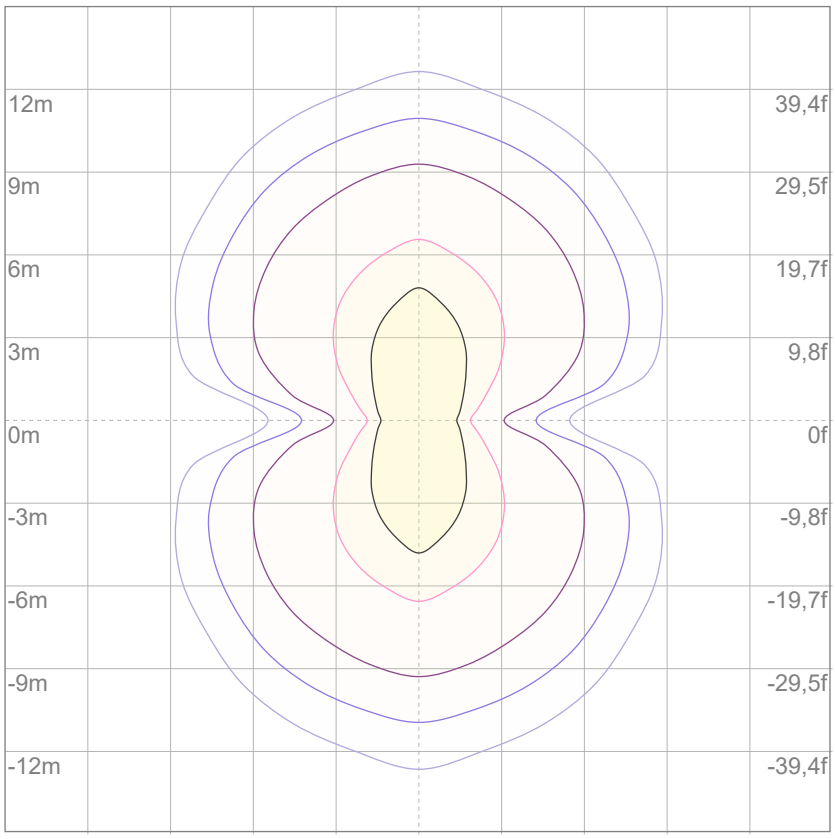

Mounting height: 10 meters (33 feet)

3%	0,473 lx
5%	0,789 lx
10%	1,58 lx
30%	4,73 lx
50%	7,89 lx

Conditions:

Number of c-planes: 4

Lux at center: 15,8 lx

Lux distribution on a surface when lamp is mounted at 10 meters from the surface.

Total lumen output:

596 lm

Peak candela output:

851 cd

Light quality:

CRI: 90,2

Color temperature:

6577 K

PRODUCT NAME:

ARCSPOTXSFC

MEASURAMENT CONDITIONS:

Beam angle:
10° + 30° x 60° Filter

Target:
6500K

Operator:
Salvatore Giglio

Date and time:
23/05/2024 09:47:07

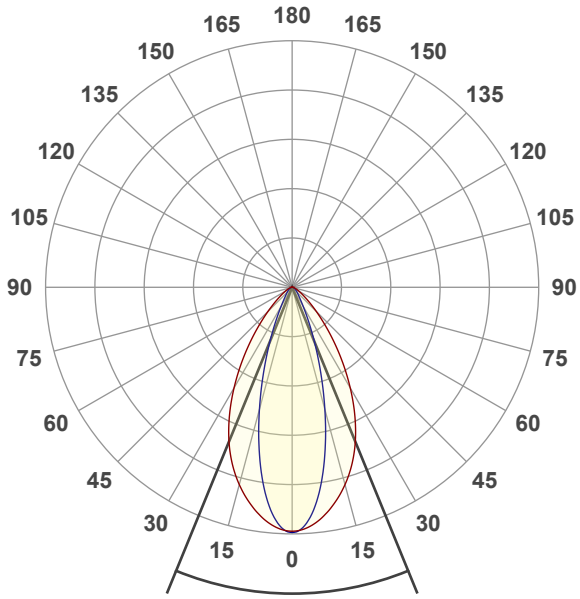

Beam angle 50%: 44,5°
Field angle 10%: 77,5°
Cut off angle 2.5%: 110,2°

Spectra

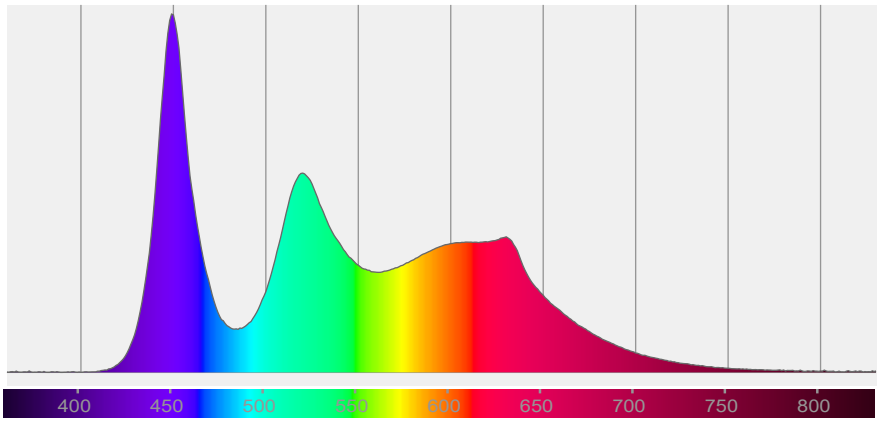

COLOR DETAILS

PROLIGHTS

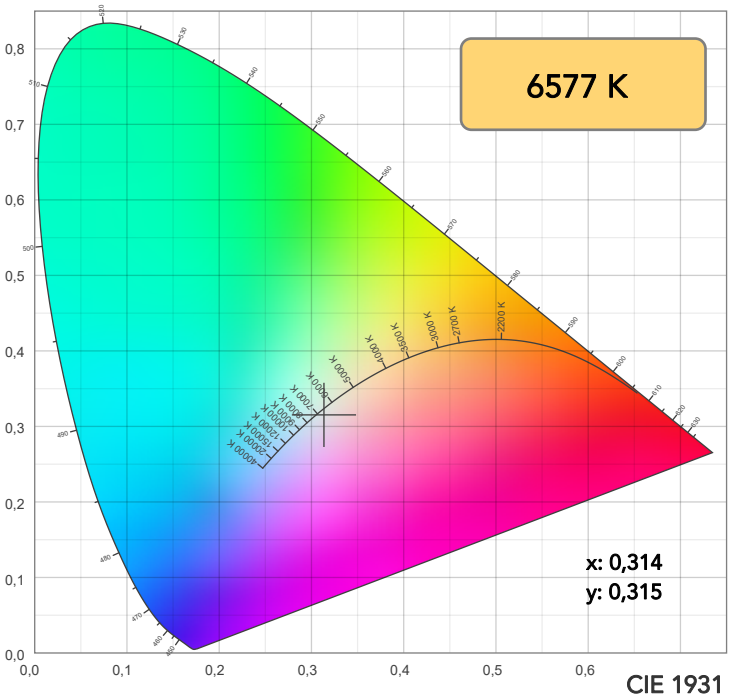

CIE 1931

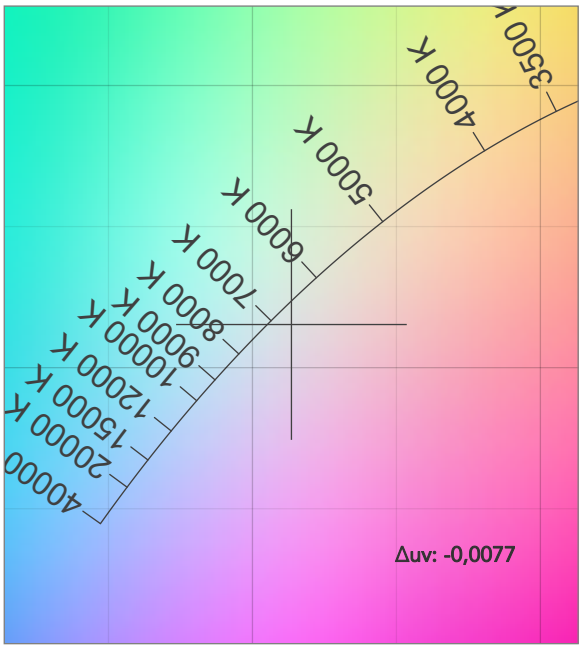

CIE 1931 ZOOM

TM30: 88,7

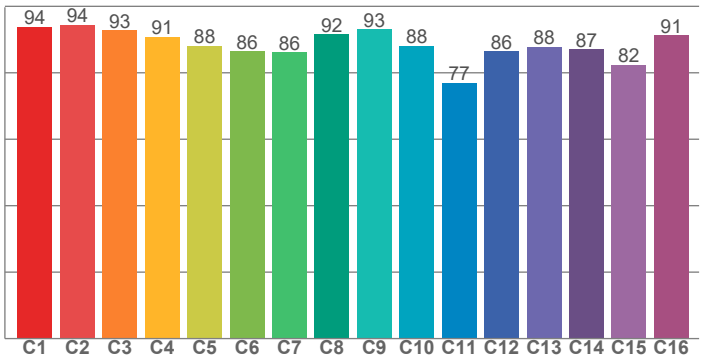

CRI: 90,2 (R1-R8)

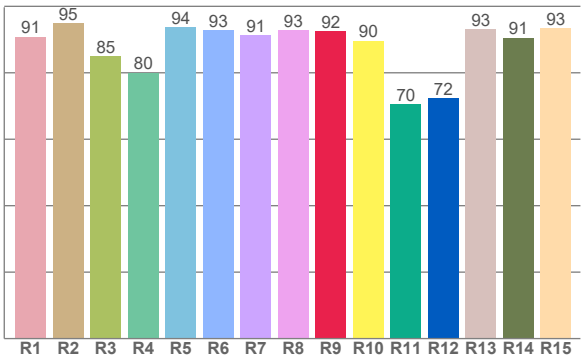

CRI R values, only R1-R8 are used to calculate final CRI value

R1	R2	R3	R4	R5	R6	R7	R8	R9	R10	R11	R12	R13	R14	R15
90,9	94,9	85,0	80,0	93,7	92,8	91,3	92,9	92,5	89,6	70,5	72,3	93,2	90,5	93,4

TM30 C values, 16 binned values out of total of 99 C values

C1	C2	C3	C4	C5	C6	C7	C8	C9	C10	C11	C12	C13	C14	C15	C16
93,9	94,5	92,8	90,9	88,0	86,4	86,1	91,6	93,1	88,1	77,0	86,4	87,7	87,0	82,4	91,2

CQS Q values

Q1	Q2	Q3	Q4	Q5	Q6	Q7	Q8	Q9	Q10	Q11	Q12	Q13	Q14	Q15
98,5	94,3	80,1	90,0	95,2	89,2	95,8	95,1	89,5	89,4	97,2	98,8	98,7	96,5	99,1

CQS: 92,0

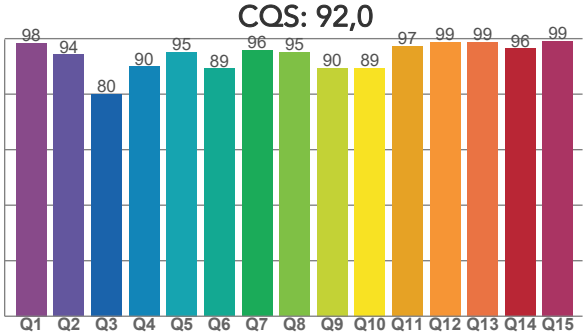

COLOR PARAMETERS

Color temperature	Color rendering index	Red component	Color fidelity	Color gamut	Color quality scale	Television lighting index	Color coordinate cie 1931	Color coordinate cie 1931	Color diviation from black body
CCT	CRI	CRI R9	TM30 Rf	TM30 Rg	CQS	TLCI	x	y	Δuv
6577 K	90,2	92,5	88,7	107,5	92,0	87	0,314	0,315	-0,0077

PROLIGHTS is a trademark of
MUSIC & LIGHTS S.r.l.
musiclights.it

Via A. Olivetti snc
04026 - Minturno (LT) ITALY
Tel: +39 0771 72190

prolights.it
info@prolights.it

TM30 DETAILS

PROLIGHTS

Rf 88,7

Fidelity index Rf

Rg 107,5

Gammut index

		Graphic shifts (%)	
Hue Bin	R_f	Chroma	Hue
1	94	1%	-1%
2	94	1%	1%
3	93	2%	3%
4	91	1%	5%
5	88	2%	4%
6	86	8%	5%
7	86	9%	0%
8	92	4%	-1%
9	93	-1%	1%
10	88	-3%	8%
11	77	1%	13%
12	86	3%	9%
13	88	7%	7%
14	87	6%	5%
15	82	15%	-5%
16	91	5%	-1%

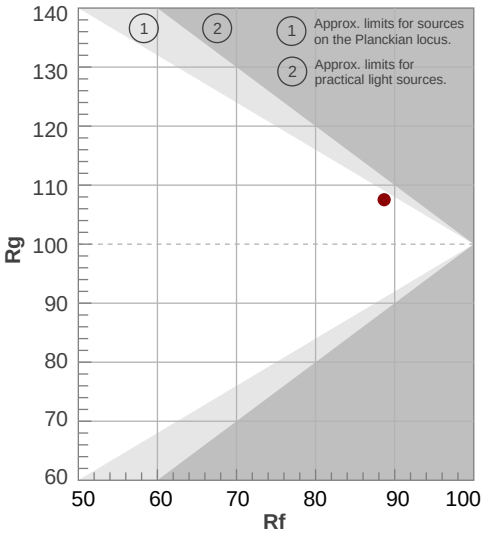

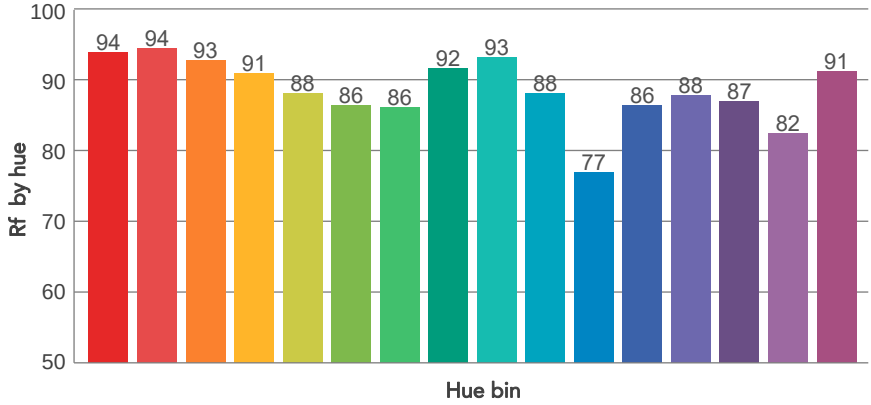

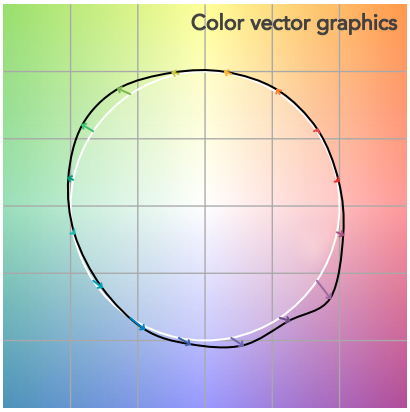

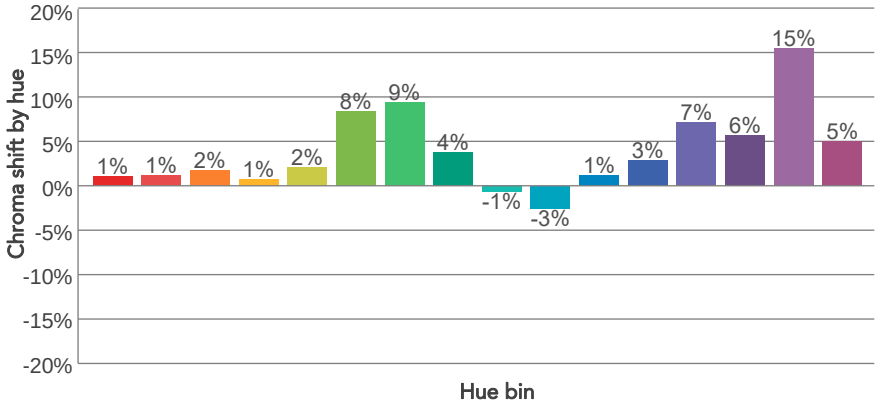

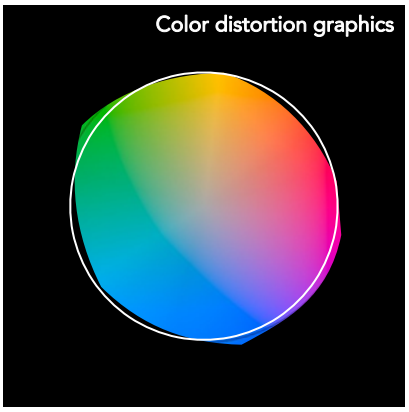

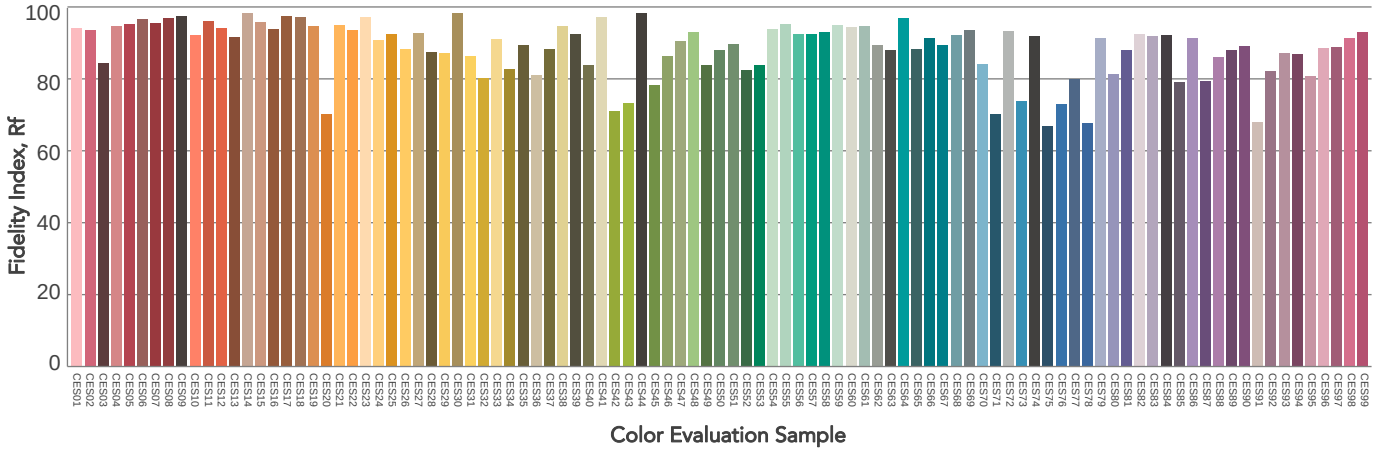

PROLIGHTS is a trademark of
MUSIC & LIGHTS S.r.l.
musiclights.it

Via A. Olivetti snc
04026 - Minturno (LT) ITALY
Tel: +39 0771 72190

prolights.it
info@prolights.it

BEAM DETAILS

Beam angle 50%	Field angle 10%	Cut off angle 2,5%	Intensity ratio in 120° cone	Intensity ratio in 90° cone
44,5°	77,5°	110,2°	96,2%	87,9%

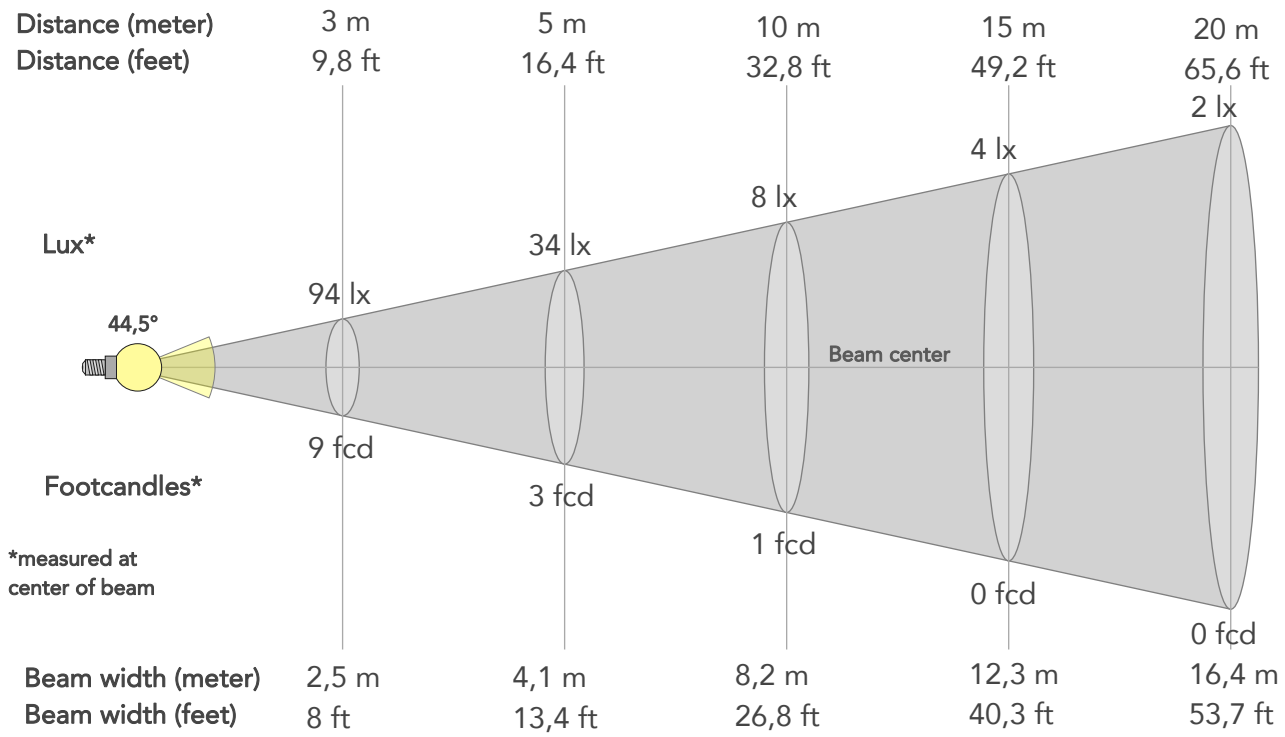

BEAM INTENSITIES AND WIDTHS

Distance	1m	2m	3m	4m	5m	7,5m	10m	15m	20m	25m	30m	40m	50m
Distance	3,3ft	6,6ft	9,8ft	13,1ft	16,4ft	24,6ft	32,8ft	49,2ft	65,6ft	82ft	98,4ft	131,2ft	164ft
Lux	849lx	212lx	94lx	53lx	34lx	15lx	8lx	4lx	2lx	1lx	1lx	1lx	0lx
Footcand.	79fcd	20fcd	9fcd	5fcd	3fcd	1fcd	1fcd	0fcd	0fcd	0fcd	0fcd	0fcd	0fcd
Beam wid.	0,8m	1,6m	2,5m	3,3m	4,1m	6,1m	8,2m	12,3m	16,4m	20,5m	24,6m	32,7m	40,9m
Beam wid.	2,7ft	5,4ft	8ft	10,7ft	13,4ft	20,1ft	26,8ft	40,3ft	53,7ft	67,1ft	80,5ft	107,4ft	134,2ft

LINEAR DISTRIBUTION DIAGRAM

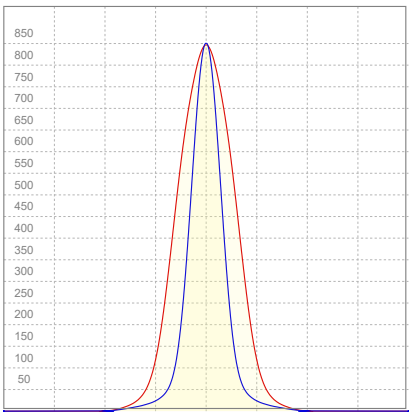

ELECTRICAL SPECIFICATIONS

Input voltage	Input current	Input power	Power FC	Effeciency
227V	0,107A	13,0W	0,54	46lm/W

PROLIGHTS is a trademark of
MUSIC & LIGHTS S.r.l.
musiclights.it

Via A. Olivetti snc
04026 - Minturno (LT) ITALY
Tel: +39 0771 72190

prolights.it
info@prolights.it

ISO DIAGRAMS

ISO CANDELA DIAGRAM

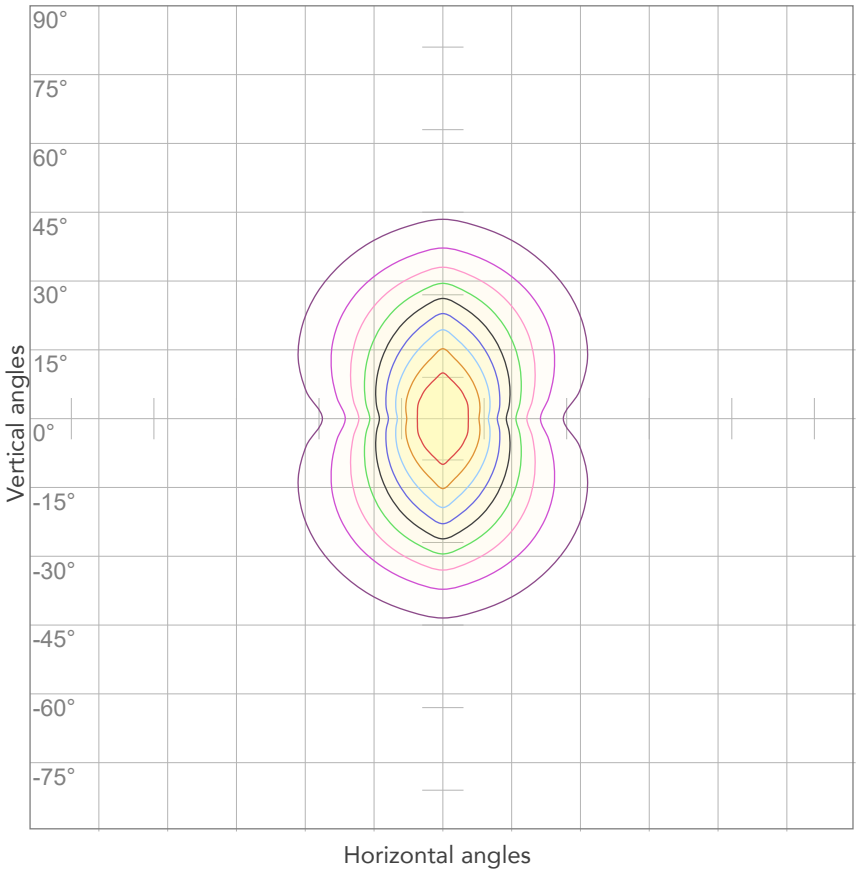

10%	85 cd
20%	170 cd
30%	255 cd
40%	339 cd
50%	424 cd
60%	509 cd
70%	594 cd
80%	679 cd

Conditions:

Number of c-planes: 4

Candela at center: 849 cd

ISO LUX DIAGRAM

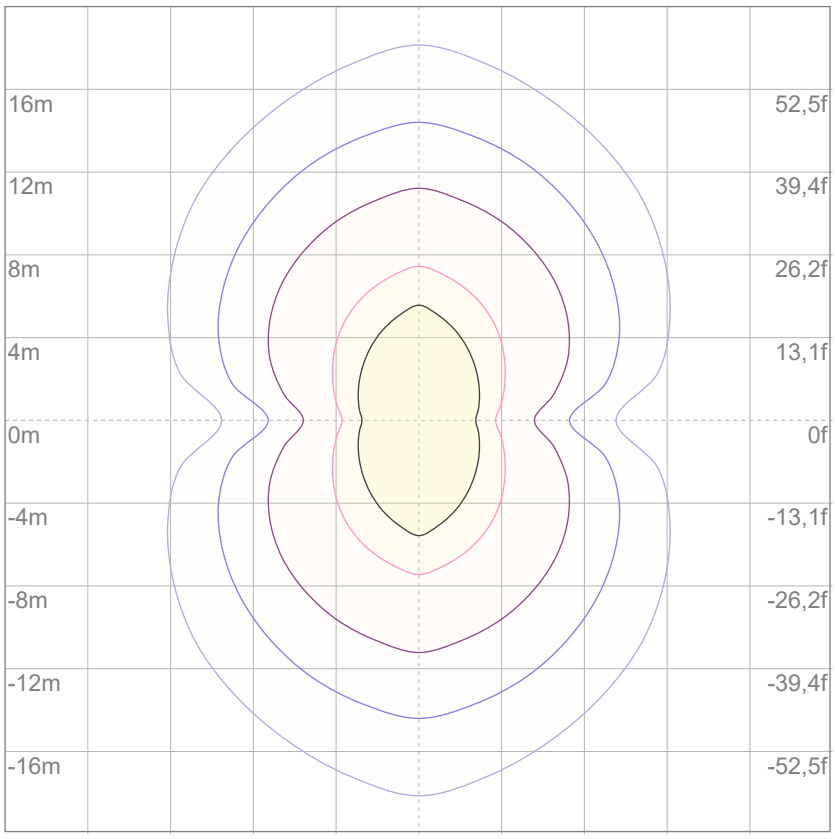

Mounting height: 10 meters (33 feet)

3%	0,255 lx
5%	0,424 lx
10%	0,849 lx
30%	2,55 lx
50%	4,24 lx

Conditions:

Number of c-planes: 4

Lux at center: 8,49 lx

Lux distribution on a surface when lamp is mounted at 10 meters from the surface.