

EclPendant JrVW

100W Variable White innovative pendant light



The **EclPendant JrVW** is a beautifully designed house light packed with high-performing technology that makes any venue well-lit whilst staying eco-friendly.

This innovative series of pendant lights come with a full range of optics, accessories, mounting options and control.

The **EclPendant JrVW** has a 100-Watt LED source Variable White that have high-quality light output, a consistent colour temperature and unmatched durability.

Several advanced user settings are available from the unit's on-board GUI and control protocols like DALI, DMX + RDM and Wireless DMX (CRMX + W-DMX).

The **EclPendant JrVW** was made for several uses - its mounting options include pendant, surface, stem, wall mount, adjustable bracket, and recessed. It's also possible to wire the **EclPendant JrVW** series directly to mains (100-240AC or 48V DC) and DMX or DALI through terminal blocks or feed power and DMX using the TrueOne and DMX connections.

The fixture has a wide range of optics and accessories available, with an uncompromising approach to flexibility and precision. All the optics are easily changeable on-site, providing a hassle-free user experience.

The **EclPendant JrVW** has a fan-free thermal design and delivers a powerful and consistent lumen output over a long lifespan.

NOTE: the hanging bracket does not come with the product

VERSIONS

Code	Housing
ECLPENDANTJRWBK	Black
ECLPENDANTJRWWH	White

TECHNICAL SPECIFICATION

LIGHT SOURCE

- Source: 100 W Variable White LED
- CCT: 2'700K - 6'500K
- Luminous flux: (2'700K) 6'092 lm; (6'500K) 8'287 lm; (FULL) 7'819 lm
- Lux: (2'700K) 1'104 lx; (6'500K) 1'468 lx; (FULL) 1'388 lx @ 5 m
- CRI: 95,3 @ 2'700K; 95,4 @ 6'500K; 96,2 @ full
- R9: 93,9 @ 2'700K; 86,5 @ 6'500K; 92,3 @ full
- TLCI: 96 @ 2'700K; 96 @ 6'500K; 97 @ full
- TM30 Rf: 95,3 @ 2'700K; 90,5 @ 6'500K; 92,9 @ full
- TM30 Rg: 103,3 @ 2'700K; 100,5 @ 6'500K; 103,6 @ full
- Source life expectancy: > 50.000 hrs (L70B10 @Ta 25° C / 77° F)

OPTICS

- Beam angle: 24 °
- Field angle: 44 °
- Lens diameter: 122 mm
- Lens type: fresnel lens
- Other: see available accessories

COLOUR SYSTEM

- Colour mixing: tunable white
- CCT: linear CCT control
- Colour wheel: built-in white presets
- Macros: several pre-built macros with adjustable speed

DYNAMIC EFFECTS

- Static mode: selection of static dimmer and color temperature
- Manual mode: manual adjustment of dimmer and strobe
- Auto mode: built-in programs with execution speed adjustment

BODY

- Body: sturdy die-cast aluminium body
- Body colour: RAL 9004 or RAL 9010

CONTROL

- Protocols: DALI Type8, DMX512, RDM, CRMX
- DMX channels: 1 / 2 / 5 / 9 / 13 channel
- Wireless Control: included, LumenRadio Timo Fx DMX/RDM compatible with both CRMX (Lumen Radio) and W-DMX (Wireless DMX)
- RDM: RDM for remote monitoring and settings
- Display: Graphic User Interface

MAIN FEATURES

- 100W LED source power, Variable White with passive cooling
- AC or DC power input. Control via DALI, DMX, RDM, Wireless DMX (CRMX+W-DMX)
- Extensive mounting option possibilities, optics and accessories are all easily changeable

- Firmware upgrade: yes, via USB - DMX interface (UPBOXPRO/UPBOX1) not included
- Other: 16bit control of dimmer and colour

ELECTRONICS

- Dimmer: linear 0 ~ 100% electronic dimmer
- Dimmer curves: 4 selectable dimming modes available
- Strobe / shutter: 1-30 Hz, electronic
- Operating temperature: -10° ~ +45°
- LED Control: flicker free frequency with adjustable PWM
- Selectable PWM: 600 ~ 40.000 Hz

ELECTRICAL

- Mains power supply: 100-240V - 50/60Hz
- Low Voltage DC mains: DC 48V for emergency light use
- Max power consumption: 121 W
- Power factor: > 0,92

PHYSICAL

- IP rating: 20
- Cooling: Heatsink with heat pipes, passive cooling and fan-free
- Suspension and fixing: bracket for hanging and positioning (bracket not included on the product)
- Signal connection: screw terminal block, Amphenol XLR 5p IN/OUT connectors
- Power connection: screw terminal block, Neutrik powerCON TRUE1 IN/OUT connectors
- Low Voltage DC connector: DC 48V through screw terminal block
- Dimensions (WxHxD): 170x321x170 mm
- Weight: 5 kg

CERTIFICATIONS / APPROVALS

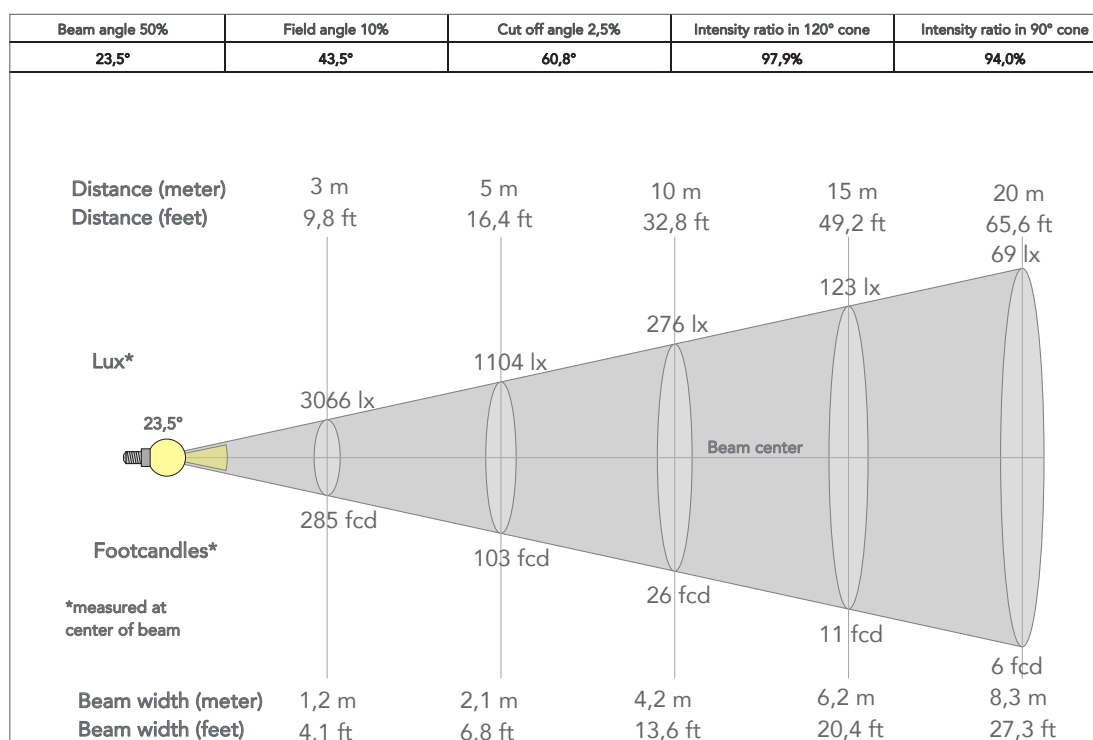
- Certifications / Approvals: CE, RCM, cTUVus

ACCESSORIES & RELATED PRODUCTS

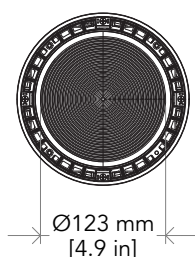
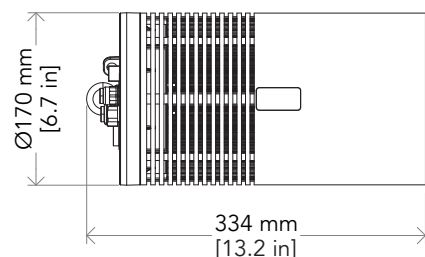
▪ ECLPENDJRLENS20/40/60	ECLPENDANTJR series lens 20°/40°/60°	▪ UPBOX1UP5	Firmware uploader kit, USB IN, 5p XLR DMX OUT, DMX OUT
▪ ECLPENDJRHGBRKBK/WH	Hanging bracket for ECLPENDANTJR series, black/white housing	▪ 9513FXWL03	Ass. 3x2.5mm TH07 cable, 16A 3p 230V CEE plug, MENAC3FXW socket, L.3 m
▪ ECLPENDJRRECKITBK/WH	Ceiling recessed kit for ECLPENDANTJR series, black/white housing	▪ 9533FXWL03	Ass. 3x2.5mm TH07 cable, SHUKO plug, MENAC3FXW socket, L.3m
▪ ECLPENDJRHSNOOTBK/WH	Half snoot for ECLPENDANTJR series, black/white housing	▪ 958225L03	3x2.5mm TH07 Cable, 16A 3p PwCon MXW, 16A 3p PwCon FXW, L. 3m
▪ ECLPENDJRFSNOOTBK/WH	Full snoot for ECLPENDANTJR series, black/white housing	▪ C6002B	Slim aluminum clamp, 200kg loading, 48-51mm tubes, M10 bolt, Black
▪ ECLPENDJRHLOUVBK/WH	Honeycomb louvre for ECLPENDANTJR series, black/white housing	▪ RSR0630B	Steel security cable for hanging bodies, inox steel shackle, L=60 cm, black
▪ ECLPENDJRCLOUVBK/WH	Concentric louvre for ECLPENDANTJR series, black/white housing	▪ TOUR53415L03	Dmx cable HC5340. CANS5MXX XLR 5p->CANS5FXX XLR (f) 5p, L.3m
▪ ECLPENDWALLBRKBK/WH	Wall mounting bracket for ECLPENDANT and ECLPENDANTJR series, black/white housing		
▪ ECLPENDJCEILKITBK/WH	Ceiling adapter kit for ECLPENDANTJR series, black/white housing		

PRESET 2700K FULL ON

Beam angle 50%: 20°



TECHICAL DRAWINGS



CERTIFICATIONS / APPROVALS



Conforms to UL STD. 1573
Certified to CSA STD: C22.2 NO. 166

Visit our website
for specifications and
tech documentations

