

# DMX CHARTS

RDM Model ID: 0xD096


RDM Personality ID List

FIXTURE			
ID	DMX Mode	ID	DMX Mode
1	UNO	25	PIXEL 1 Pixel
2	DUO	26	PIXEL 2H Pixels
3	BASIC RGBW	27	PIXEL 2V Pixels
4	BASIC RGB	28	PIXEL 4 Pixels
5	BASIC CMY	29	FILM 1M12CH
6	BASIC HSI	30	FILM 2M20CH
7	STANDARD RGBW	31	FILM 3M17CH
8	STANDARD RGB	32	FILM 4M33CH
9	STANDARD CMY	33	FILM 5M33CH
10	STANDARD HSI	34	FILM 6M65CH
11	XY	35	FILM SPECIAL XY 8 BIT
12	THEATER 4Ch		
13	THEATER 5Ch1		
14	THEATER 5Ch2		
15	THEATER 6Ch		
16	THEATER 10Ch		
17	THEATER 15Ch		
18	THEATER 17Ch		
19	THEATER 21Ch		
20	TOUR 4Ch		
21	TOUR 6Ch		
22	TOUR 10Ch		
23	TOUR 11Ch		
24	TOUR 15Ch		

**FIXTURE DMX CHARTS**

NOTE: Refer to channel definitions for dependencies list.

PIXEL LAYOUT



CHANNEL	DMX MODE				
	UNO	DUO	BASIC	STANDARD	XY
DIMMER	1	1	1	1	1
DIMMER FINE	-	2	2	2	2
STROBE	-	-	3	3	3
X 1	-	-	-	-	6
X 1 FINE	-	-	-	-	7
Y 1	-	-	-	-	8
Y 1 FINE	-	-	-	-	9
X 2	-	-	-	-	11
X 2 FINE	-	-	-	-	12
Y 2	-	-	-	-	13
Y 2 FINE	-	-	-	-	14
COLOR 1	-	-	4	4	-
COLOR 1 FINE	-	-	5	5	-
COLOR 2	-	-	6	6	-
COLOR 2 FINE	-	-	7	7	-
COLOR 3	-	-	8	8	-
COLOR 3 FINE	-	-	9	9	-
COLOR 4	-	-	10	10	-
COLOR 4 FINE	-	-	11	11	-
COLOR MACRO BRAND	-	-	12	12	15
COLOR MACRO CATEGORY	-	-	13	13	16
COLOR MACRO	-	-	14	14	17
CCT	-	-	15	15	4
CROSSFADE FOR PIXEL ENGINE	-	-	16	16	-
CROSSFADE FROM WHITE TO COLOR	-	-	17	17	-
CROSSFADE FROM X/Y 1 LAYER TO X/Y 2	-	-	-	-	10
CONTROL	-	-	18	18	19
CTO ON COLORS	-	-	-	19	18
TINT	-	-	-	20	5
SOURCE EMULATION CATEGORY	-	-	-	21	-
SOURCE EMULATION MACRO	-	-	-	22	-

CHANNEL DEFINITION: FIXTURE DMX CHARTS

Dimmer

Function	8 bit value		16 bit value		Note
	From	To	From	To	
Linear Dimmer	0	255	0	65535	Linear Dimmer 0 - 100%

Strobe

Function	8 bit value		16 bit value		Note
	From	To	From	To	
Close	0	1	-	-	Default @ 255
Strobe from Slow to Fast	2	62	-	-	
Open	63	64	-	-	
Pulse In from slow to fast	65	125	-	-	
Open	126	127	-	-	
Pulse Out from slow to fast	128	188	-	-	
Open	189	190	-	-	
Random from slow to fast	191	251	-	-	
Open	252	255	-	-	

X 1 - X 2

Function	8 bit value		16 bit value		Note
	From	To	From	To	
0.0000 - 0.8500	0	255	0	65535	X1 used on Layer 1, X2 used on Layer 2

Y 1 - Y 2

Function	8 bit value		16 bit value		Note
	From	To	From	To	
0.0000 - 0.8500	0	255	0	65535	Y1 used on Layer 1, Y2 used on Layer 2

Color 1

Function	8 bit value		16 bit value		Note
	From	To	From	To	
RED in RGBW mode RED in RGB mode CYAN in CMY mode HUE in HSI mode	0	255	0	65535	Linear 0 - 100% Default @ 255 / 65535

Color 2

Function	8 bit value		16 bit value		Note
	From	To	From	To	
GREEN in RGBW mode GREEN in RGB mode MAGENTA in CMY mode SATURATION in HSI mode	0	255	0	65535	Linear 0 - 100% Default @ 255 / 65535

### Color 3

Function	8 bit value		16 bit value		Note
	From	To	From	To	
BLUE in RGBW mode BLUE in RGB mode YELLOW in CMY mode INTENSITY in HSI mode	0	255	0	65535	Linear 0 - 100% Default @ 255 / 65535

### Color 4

Function	8 bit value		16 bit value		Note
	From	To	From	To	
WHITE in RGBW mode RESERVED in RGB mode RESERVED in CMY mode RESERVED in HSI mode	0	255	0	65535	Linear 0 - 100% Default @ 255 / 65535

### Color Macro Brand

Function	8 bit value		16 bit value		Note
	From	To	From	To	
No Function	0	0	-	-	Default @ 0
LEE Gels	1	50	-	-	
Color Gels	51	100	-	-	
RESERVED	101	255	-	-	

### Color Macro Category (when Color Macro Brand @ LEE Gels)

Function	8 bit value		16 bit value		Note
	From	To	From	To	
Color Correction	0	50	-	-	Default @ 0
Color Filters	51	100	-	-	
600 Series	101	150	-	-	
Cosmetic Filters	151	200	-	-	
700 Series	201	255	-	-	

### Color Macro Category (when Color Macro Brand @ Color Gels)

Function	8 bit value		16 bit value		Note
	From	To	From	To	
Color Correction	0	50	-	-	Default @ 0
CColor	51	100	-	-	
SSelection	101	150	-	-	
Lux	151	200	-	-	
RESERVED	201	255	-	-	

## Color Macro (when Color Macro Category @ LEE: Color Correction)

Function	8 bit value		16 bit value		Gel Number
	From	To	From	To	
Double CTB	0	1	-	-	200
Full CTB	2	3	-	-	201
3/4 CTB	4	5	-	-	281
1/2 CTB	6	7	-	-	202
1/4 CTB	8	9	-	-	203
1/8 CTB	10	11	-	-	218
Double CTO	12	13	-	-	287
Full CTO	14	15	-	-	204
3/4 CTO	16	17	-	-	285
1/2 CTO	18	19	-	-	205
1/4 CTO	20	21	-	-	206
1/8 CTO	22	23	-	-	223
1 1/2 CTB	24	25	-	-	283
1 1/2 CTO	26	27	-	-	286
Full CTS	28	29	-	-	441
1/2 CTS	30	31	-	-	442
1/4 CTS	32	33	-	-	443
1/8 CTS	34	35	-	-	444
Full CTO + .3 ND	36	37	-	-	207
Full CTO + .6 ND	38	39	-	-	208
L.C.T. Yellow (Y1)	40	41	-	-	212
White Flame Green	42	43	-	-	213
LEE Fluorescent Green	44	45	-	-	219
Super Correction L.C.T. Yellow	46	47	-	-	230
Super Correction W.F. Green	48	49	-	-	232
H.M.I. (to Tungsten)	50	51	-	-	236
C.I.D. (to Tungsten)	52	53	-	-	237
C.S.I. (to Tungsten)	54	55	-	-	238
LEE Fluorescent 5700 Kelvin	56	57	-	-	241
LEE Fluorescent 4300 Kelvin	58	59	-	-	242
LEE Fluorescent 3600 Kelvin	60	61	-	-	243
LEE Plus Green	62	63	-	-	244
1/2 Plus Green	64	65	-	-	245
1/4 Plus Green	66	67	-	-	246
1/8 Plus Green	68	69	-	-	278
Lee Minus Green	70	71	-	-	247
1/2 Minus Green	72	73	-	-	248
1/4 Minus Green	74	75	-	-	249
1/8 Minus Green	76	77	-	-	279
RESERVED	78	255	-	-	-

## Color Macro (when Color Macro Category @ LEE: Color Filters)

Function	8 bit value		16 bit value		Gel Number
	From	To	From	To	
Rose Pink	0	1	-	-	2
Lavender Tint	2	3	-	-	3
Medium Bastard Amber	4	5	-	-	4
Pale Yellow	6	7	-	-	7
Dark Salmon	8	9	-	-	8
Pale Amber Gold	10	11	-	-	9
Medium Yellow	12	13	-	-	10
Straw Tint	14	15	-	-	13
Surprise Peach	16	17	-	-	17
Fire	18	19	-	-	19
Medium Amber	20	21	-	-	20
Gold Amber	22	23	-	-	21
Dark Amber	24	25	-	-	22
Scarlet	26	27	-	-	24
Sunset Red	28	29	-	-	25
Bright Red	30	31	-	-	26
Light Pink	32	33	-	-	35
Medium Pink	34	35	-	-	36
Dark Magenta	36	37	-	-	46
Rose Purple	38	39	-	-	48
Light Lavender	40	41	-	-	52
Paler Lavender	42	43	-	-	53
Lavender	44	45	-	-	58
Mist Blue	46	47	-	-	61
Pale Blue	48	49	-	-	63
Sky Blue	50	51	-	-	68
Evening Blue	52	53	-	-	75
Just Blue	54	55	-	-	79
Deeper Blue	56	57	-	-	85
Lime Green	58	59	-	-	88
Moss Green	60	61	-	-	89
Dark Yellow Green	62	63	-	-	90
Spring Yellow	64	65	-	-	100
Yellow	66	67	-	-	101
Light Amber	68	69	-	-	102
Straw	70	71	-	-	103
Deep Amber	72	73	-	-	104
Primary Red	74	75	-	-	106
Light Rose	76	77	-	-	107
English Rose	78	79	-	-	108
Light Salmon	80	81	-	-	109
Middle Rose	82	83	-	-	110
Dark Pink	84	85	-	-	111
Magenta	86	87	-	-	113
Peacock Blue	88	89	-	-	115
Steel Blue	90	91	-	-	117
Light Blue	92	93	-	-	118
Deep Blue	94	95	-	-	120
LEE Green	96	97	-	-	121
Fern Green	98	99	-	-	122
Dark Green	100	101	-	-	124
Smokey Pink	102	103	-	-	127
Bright Pink	104	105	-	-	128
Marine Blue	106	107	-	-	131
Golden Amber	108	109	-	-	134

## Color Macro (when Color Macro Category @ LEE: Color Filters)

Function	8 bit value		16 bit value		Gel Number
	From	To	From	To	
Deep Golden Amber	110	111	-	-	135
Pale Lavender	112	113	-	-	136
Special Lavender	114	115	-	-	137
Pale Green	116	117	-	-	138
Summer Blue	118	119	-	-	140
Pale Violet	120	121	-	-	142
Pale Navy Blue	122	123	-	-	143
No Color Blue	124	125	-	-	144
Apricot	126	127	-	-	147
Bright Rose	128	129	-	-	148
Gold Tint	130	131	-	-	151
Pale Gold	132	133	-	-	152
Pale Salmon	134	135	-	-	153
Pale Rose	136	137	-	-	154
Chocolate	138	139	-	-	156
Pink	140	141	-	-	157
No Color Straw	142	143	-	-	159
Slate Blue	144	145	-	-	161
Bastard Amber	146	147	-	-	162
Flame Red	148	149	-	-	164
Daylight Blue	150	151	-	-	165
Lilac Tint	152	153	-	-	169
Deep Lavender	154	155	-	-	170
Dark Steel Blue	156	157	-	-	174
Loving Amber	158	159	-	-	176
Dark Lavender	160	161	-	-	180
Light Red	162	163	-	-	182
Flesh Pink	164	165	-	-	192
Surprise Pink	166	167	-	-	194
Zenith Blue	168	169	-	-	195
True Blue	170	171	-	-	196
Alice Blue	172	173	-	-	197
Palace Blue	174	175	-	-	198
Regal Blue	176	177	-	-	199
RESERVED	178	255	-	-	

## Color Macro (LEE: Color Correction)

Function	8 bit value		16 bit value		Gel Number
	From	To	From	To	
Arctic White	0	1	-	-	600
Silver	2	3	-	-	601
Platinum	4	5	-	-	602
Moonlight White	6	7	-	-	603
Full CT 85	8	9	-	-	604
Industry Sodium	10	11	-	-	650
HI Sodium	12	13	-	-	651
Urban Sodium	14	15	-	-	652
LO Sodium	16	17	-	-	653
RESERVED	18	255	-	-	-

## Color Macro (when Color Macro Category @ LEE: Cosmetic Filters)

Function	8 bit value		16 bit value		Gel Number
	From	To	From	To	
Cosmetic Peach	0	1	-	-	184
Cosmetic Silver Rose	2	3	-	-	186
Cosmetic Rouge	4	5	-	-	187
Cosmetic Highlight	6	7	-	-	188
Cosmetic Silver Moss	8	9	-	-	189
Cosmetic Aqua Blue	10	11	-	-	191
Lily Frost	12	13	-	-	705
Shanklin Frost	14	15	-	-	717
Half Shanklin Frost	16	17	-	-	718
Durham Daylight Frost	18	19	-	-	720
Hampshire Rose	20	21	-	-	749
Durham Frost	22	23	-	-	750
Soft Amber Key 1	24	25	-	-	774
Soft Amber Key 2	26	27	-	-	775
Moroccan Frost	28	29	-	-	791
Blue Diffusion	30	31	-	-	217
Blue Frost	32	33	-	-	221
Daylight Blue Frost	34	35	-	-	224
RESERVED	36	255	-	-	-

## Color Macro (when Color Macro Category @ LEE: 700 Series)

Function	8 bit value		16 bit value		Gel Number
	From	To	From	To	
Perfect Lavender	0	1	-	-	700
Provence	2	3	-	-	701
Special Pale Lavender	4	5	-	-	702
Cold Lavender	6	7	-	-	703
Lily	8	9	-	-	704
King Fals Lavender	10	11	-	-	706
Cool Lavender	12	13	-	-	708
Electric Lilac	14	15	-	-	709
Spir Special Blue	16	17	-	-	710
Cold Blue	18	19	-	-	711
Bedford Blue	20	21	-	-	712
Elysian Blue	22	23	-	-	714
Cabana Blue	24	25	-	-	715
Mikkel Blue	26	27	-	-	716
Colour Wash Blue	28	29	-	-	719
Berry Blue	30	31	-	-	721
Virgin Blue	32	33	-	-	723
Ocean Blue	34	35	-	-	724
Old Steel Blue	36	37	-	-	725
Steel Green	38	39	-	-	728
Liberty Green	40	41	-	-	730
Dirty Ice	42	43	-	-	731
Damp Squib	44	45	-	-	733
JAS Green	46	47	-	-	738
Bram Brown	48	49	-	-	742
Dirty White	50	51	-	-	744
Brown	52	53	-	-	746
Easy White	54	55	-	-	747
Seedy Pink	56	57	-	-	748
Wheat	58	59	-	-	763
Sun Colour Straw	60	61	-	-	764



### Color Macro (when Color Macro Category @ LEE: 700 Series)

Function	8 bit value		16 bit value		Gel Number
	From	To	From	To	
LEE Yellow	62	63	-	-	765
Cardbox Amber	64	65	-	-	773
Nectarine	66	67	-	-	776
Millenium Gold	68	69	-	-	778
Bastard Pink	70	71	-	-	779
Terry Red	72	73	-	-	781
Blood Red	74	75	-	-	789
Moroccan Pink	76	77	-	-	790
Pretty n'Pink	78	79	-	-	794
Magical Magenta	80	81	-	-	795
RESERVED	82	255	-	-	-

### Color Macro (when Color Macro Category @ Color: Correction)

Function	8 bit value		16 bit value		Gel Number
	From	To	From	To	
Full CTB	0	1	-	-	3202
3/4 CTB	2	3	-	-	3203
1/2 CTB	4	5	-	-	3204
1/3 CTB	6	7	-	-	3206
1/4 CTB	8	9	-	-	3208
1/8 CTB	10	11	-	-	3216
Double CTB	12	13	-	-	3220
Full CTO	14	15	-	-	3407
3/4 CTO	16	17	-	-	3411
1/2 CTO	18	19	-	-	3408
1/4 CTO	20	21	-	-	3409
1/8 CTO	22	23	-	-	3410
Double CTO	24	25	-	-	3420
Full CTS	26	27	-	-	3441
1/2 CTS	28	29	-	-	3442
1/4 CTS	30	31	-	-	3443
1/8 CTS	32	33	-	-	3444
Full Plusgreen	34	35	-	-	3304
1/2 Plusgreen	36	37	-	-	3315
1/4 Plusgreen	38	39	-	-	3316
1/8 Plusgreen	40	41	-	-	3317
Full Minusgreen	42	43	-	-	3308
3/4 Minusgreen	44	45	-	-	3309
1/2 Minusgreen	46	47	-	-	3313
1/4 Minusgreen	48	49	-	-	3314
1/8 Minusgreen	50	51	-	-	3318
Fluorofilter	52	53	-	-	3310
Industrial Vapor	54	55	-	-	3150
Urban Vapor	56	57	-	-	3152
Tough Y-1	58	59	-	-	3107
Tough MT 54	60	61	-	-	3134
Tough MTY	62	63	-	-	3106
Tough MT2	64	65	-	-	3102
RESERVED	66	255	-	-	-

## Color Macro (when Color Macro Category @ Color: CColor)

Function	8 bit value		16 bit value		Gel Number
	From	To	From	To	
15 Blue	0	1	-	-	4215
30 Blue	2	3	-	-	4230
60 Blue	4	5	-	-	4260
90 Blue	6	7	-	-	4290
7 Cyan	8	9	-	-	4307
15 Cyan	10	11	-	-	4315
30 Cyan	12	13	-	-	4330
60 Cyan	14	15	-	-	4360
90 Cyan	16	17	-	-	4390
15 Green	18	19	-	-	4415
30 Green	20	21	-	-	4430
60 Green	22	23	-	-	4460
90 Green	24	25	-	-	4490
15 Yellow	26	27	-	-	4515
30 Yellow	28	29	-	-	4530
60 Yellow	30	31	-	-	4560
90 Yellow	32	33	-	-	4590
15 Red	34	35	-	-	4615
30 Red	36	37	-	-	4630
60 Red	38	39	-	-	4660
90 Red	40	41	-	-	4690
15 Magenta	42	43	-	-	4715
30 Magenta	44	45	-	-	4730
60 Magenta	46	47	-	-	4760
90 Magenta	48	49	-	-	4790
15 Pink	50	51	-	-	4815
30 Pink	52	53	-	-	4830
60 Pink	54	55	-	-	4860
90 Pink	56	57	-	-	4890
15 Lavender	58	59	-	-	4915
30 Lavender	60	61	-	-	4930
60 Lavender	62	63	-	-	4960
90 Lavender	64	65	-	-	4990
RESERVED	66	255	-	-	-

## Color Macro (when Color Macro Category @ Color: SSelection)

Function	8 bit value		16 bit value		Gel Number
	From	To	From	To	
VS Red	0	1	-	-	2001
VS Orange	2	3	-	-	2002
VS Yellow	4	5	-	-	2003
VS Green	6	7	-	-	2004
VS Cyan	8	9	-	-	2005
VS Azure	10	11	-	-	2006
VS Blue	12	13	-	-	2007
VS Indigo	14	15	-	-	2008
VS Violet	16	17	-	-	2009
VS Magenta	18	19	-	-	2010
RESERVED	20	255	-	-	-

## Color Macro (when Color Macro Category @ Color: Lux)

Function	8 bit value		16 bit value		Gel Number
	From	To	From	To	
Bastard Amber	0	1	-	-	2
Pale Bastard Amber	2	3	-	-	302
No Color Straw	4	5	-	-	6
Pale Gold	6	7	-	-	8
Daffodil	8	9	-	-	310
Straw	10	11	-	-	12
Light Amber	12	13	-	-	16
Gallo Gold	14	15	-	-	316
Light Flame	16	17	-	-	17
Flame	18	19	-	-	18
Mayan Sun	20	21	-	-	318
Golden Amber	22	23	-	-	21
Soft Golden Amber	24	25	-	-	321
Orange	26	27	-	-	23
Henny Sky	28	29	-	-	325
Light Red	30	31	-	-	26
No Color Pink	32	33	-	-	33
Blush Pink	34	35	-	-	333
Flesh Pink	36	37	-	-	34
Pale Rose Pink	38	39	-	-	37
Salmon	40	41	-	-	41
Deep Salmon	42	43	-	-	42
Middle Rose	44	45	-	-	44
Light Rose Purple	46	47	-	-	47
Surprise Pink	48	49	-	-	51
No Color Blue	50	51	-	-	60
Clearwater	52	53	-	-	360
Booster Blue	54	55	-	-	62
Tipton Blue	56	57	-	-	362
Blue Bell	58	59	-	-	364
Daylight Blue	60	61	-	-	65
Tharon Delft Blue	62	63	-	-	365
Cerulean Blue	64	65	-	-	375
Bermuda Blue	66	67	-	-	376
Green Blue	68	69	-	-	77
Alice Blue	70	71	-	-	378
Primary Blue	72	73	-	-	80
Baldassari Blue	74	75	-	-	381
Medium Blue	76	77	-	-	83
Pale Yellow Green	78	79	-	-	87
Light Green	80	81	-	-	88
Moss Green	82	83	-	-	89
Primary Green	84	85	-	-	91
Turquoise	86	87	-	-	92
Blue Green	88	89	-	-	93
Chocolate	90	91	-	-	99
RESERVED	92	255	-	-	-

CCT

Function		8 bit value		16 bit value		Note
CCT(K) From	CCT (K) To	From	To	From	To	
2800	2900	0	4	-	-	Default @ 0
2900	3000	4	7	-	-	
3000	3100	7	11	-	-	
3100	3200	11	14	-	-	
3200	3300	14	18	-	-	
3300	3400	18	21	-	-	
3400	3500	21	25	-	-	
3500	3600	25	28	-	-	
3600	3700	28	32	-	-	
3700	3800	32	35	-	-	
3800	3900	35	39	-	-	
3900	4000	39	43	-	-	
4000	4100	43	46	-	-	
4100	4200	46	50	-	-	
4200	4300	50	53	-	-	
4300	4400	53	57	-	-	
4400	4500	57	60	-	-	
4500	4600	60	64	-	-	
4600	4700	64	67	-	-	
4700	4800	67	71	-	-	
4800	4900	71	74	-	-	
4900	5000	74	78	-	-	
5000	5100	78	81	-	-	
5100	5200	81	85	-	-	
5200	5300	85	89	-	-	
5300	5400	89	92	-	-	
5400	5500	92	96	-	-	
5500	5600	96	99	-	-	
5600	5700	99	103	-	-	
5700	5800	103	106	-	-	
5800	5900	106	110	-	-	
5900	6000	110	113	-	-	
6000	6100	113	117	-	-	
6100	6200	117	120	-	-	
6200	6300	120	124	-	-	
6300	6400	124	128	-	-	
6400	6500	128	131	-	-	
6500	6600	131	135	-	-	
6600	6700	135	138	-	-	
6700	6800	138	142	-	-	
6800	6900	142	145	-	-	
6900	7000	145	149	-	-	
7000	7100	149	152	-	-	
7100	7200	152	156	-	-	
7200	7300	156	159	-	-	
7300	7400	159	163	-	-	
7400	7500	163	166	-	-	
7500	7600	166	170	-	-	
7600	7700	170	174	-	-	
7700	7800	174	177	-	-	
7800	7900	177	181	-	-	
7900	8000	181	184	-	-	
8000	8100	184	188	-	-	
8100	8200	188	191	-	-	
8200	8300	191	195	-	-	

### CCT

Function		8 bit value		16 bit value		Note
CCT(K) From	CCT (K) To	From	To	From	To	
8300	8400	195	198	-	-	Default @ 0
8400	8500	198	202	-	-	
8500	8600	202	205	-	-	
8600	8700	205	209	-	-	
8700	8800	209	213	-	-	
8800	8900	213	216	-	-	
8900	9000	216	220	-	-	
9000	9100	220	223	-	-	
9100	9200	223	227	-	-	
9200	9300	227	230	-	-	
9300	9400	230	234	-	-	
9400	9500	234	237	-	-	
9500	9600	237	241	-	-	
9600	9700	241	244	-	-	
9700	9800	244	248	-	-	
9800	9900	248	251	-	-	
9900	10000	251	255	-	-	

### Tint

Function		8 bit value		16 bit value		Note
		From	To	From	To	
-0.25		0	127	-	-	Default @ 128
0 / Neutral		128	128	-	-	Linear tint correction from -0.25 to +0.25
+0.25		129	255	-	-	

### Crossfade from Color to Pixel Engine

Function		8 bit value		16 bit value		Note
		From	To	From	To	
Linear Crossfade		0	255	-	-	Default @ 0 Crossfade from Color Layer to Pixel Engine

### Crossfade from CCT to Color Mix

Function		8 bit value		16 bit value		Note
		From	To	From	To	
Linear Crossfade		0	255	-	-	Default @ 255 Crossfade from CCT to Color Mix

### Crossfade from X/Y Layer 1 to X/Y Layer 2

Function		8 bit value		16 bit value		Note
		From	To	From	To	
Linear Crossfade		0	255	-	-	Default @ 0 Crossfade from X/Y Layer 1 to X/Y Layer2

### CTO on Colors

Function		8 bit value		16 bit value		Note
		From	To	From	To	
Linear CTO on Colors		0	255	-	-	Default @ 0 Linear CTO on Colors

## Control Channel

Function	8 bit value		16 bit value		Note
	From	To	From	To	
SAFE	0	1	-	-	Hold 3s to activate functions
RGBW MODE	2	3	-	-	Only UNO/DUO mode
RGB MODE	4	5	-	-	Only UNO/DUO mode
CMY MODE	6	7	-	-	Only UNO/DUO mode
HSI MODE	8	9	-	-	Only UNO/DUO mode
BACKLIGHT ON	10	11	-	-	
BACKLIGHT 10S	12	13	-	-	
BACKLIGHTS 20S	14	15	-	-	
BACKLIGHTS 30S	16	17	-	-	
FLIP DISPLAY ON	18	19	-	-	
FLIP DISPLAY OFF	20	21	-	-	
KEY LOCK ON	22	23	-	-	
KEY LOCK OFF	24	25	-	-	
SPEKTRA CALIBRATION ON	26	27	-	-	
SPEKTRA CALIBRATION PURE COLOR	28	29	-	-	
SPEKTRA CALIBRATION OFF	30	31	-	-	
Reserved	32	33	-	-	
DIMMER CURVE LINEAR	34	35	-	-	
DIMMER CURVE S-CURVE	36	37	-	-	
DIMMER CURVE SQUARE LAW	38	39	-	-	
DIMMER CURVE INVERSE SQUARE LAW	40	41	-	-	
DIMMER CURVE HIGH RES@LOW	42	43	-	-	
DIMMER SPEED AUTO	44	45	-	-	
DIMMER SPEED FAST	46	47	-	-	
DIMMER SPEED MEDIUM	48	49	-	-	
DIMMER SPEED SLOW	50	51	-	-	
DIMMER END FADE OFF@END	52	53	-	-	
DIMMER END SNAP OFF@END	54	55	-	-	
LED FREQUENCY 600HZ	56	57	-	-	
LED FREQUENCY 1200HZ	58	59	-	-	
LED FREQUENCY 2000HZ	60	61	-	-	
LED FREQUENCY 4000HZ	62	63	-	-	
LED FREQUENCY 6000HZ	64	65	-	-	
LED FREQUENCY 10KHZ	66	67	-	-	
LED FREQUENCY 12KHZ	68	69	-	-	
LED FREQUENCY 15KHZ	70	71	-	-	
LED FREQUENCY 20KHZ	72	73	-	-	
LED FREQUENCY 25KHZ	74	75	-	-	
LED FREQUENCY 36KHZ	76	77	-	-	
LED FREQUENCY 40KHZ	78	79	-	-	
RUN TIME 2 H	80	81	-	-	
RUN TIME 6 H	82	83	-	-	
RUN TIME 8 H	84	85	-	-	
RUN TIME 12 H	86	87	-	-	
RUN TIME 18 H	88	89	-	-	
IR SETUP ON	90	91	-	-	
IR SETUP OFF	92	93	-	-	
DMX FAULT HOLD	94	95	-	-	
DMX HOLD BLACKOUT	96	97	-	-	
DMX FAULT STAND ALONE	98	99	-	-	
DMX FAULT EMERGENCY	100	101	-	-	
POWER MODE BATTERY	102	103	-	-	
POWER MODE DC	104	105	-	-	
POWER MODE DC EMERGENCY	106	107	-	-	
SHUTDOWN FIXTURE	108	109	-	-	Hold 10s to shutdown fixture

## Control Channel

Function	8 bit value		16 bit value		Note
	From	To	From	To	
Reserved	110	111	-	-	Hold 3s to activate functions
BATTERY RECHARGE ON	112	113	-	-	
BATTERY RECHARGE OFF	114	115	-	-	
TUNGSTEN EMULATION ON	116	117	-	-	
TUNGSTEN EMULATION OFF	118	119	-	-	
Reserved	120	125	-	-	
INVERT MAPPING OFF	126	127	-	-	
INVERT MAPPING ON	128	129	-	-	
STAND ALONE MASTER	130	131	-	-	
STAND ALONE MASTER NO DMX	132	133	-	-	
STAND ALONE SLAVE	134	135	-	-	
STAND ALONE EFFECTS	136	137	-	-	
STAND ALONE SOURCE EMULATION	138	139	-	-	
STAND ALONE CCT	140	141	-	-	
STAND ALONE HSI	142	143	-	-	
STAND ALONE FIXED COLORS	144	145	-	-	
STAND ALONE WHITE PRESETS	146	147	-	-	
STAND ALONE COLOR MACRO	148	149	-	-	
STAND ALONE MANUAL COLORS	150	151	-	-	
STAND ALONE XY	152	153	-	-	
RESERVED	154	253	-	-	
RESET ALL CHANNELS CONTROLLED	254	255	-	-	
Reserved	158	253	-	-	
Reset all Channels Controlled	254	255	-	-	

## Source Emulation Category

Function	8 bit value		16 bit value		Note
	From	To	From	To	
No Function	0	0	-	-	Default @ 0
Category 1 - Incandescent	1	50	-	-	
Category 2 - Fluorescent	51	100	-	-	
Category 3 - Discharge	101	150	-	-	
Category 4 - Other	151	200	-	-	
RESERVED	201	255	-	-	

## Source Emulation Macro (when Source Emulation Category @ Category 1 - Incandescent)

Function	8 bit value		16 bit value		Note
	From	To	From	To	
Tungsten Bulb	0	1	-	-	Default @ 0
Incandescent	2	3	-	-	
Halogen	4	5	-	-	
Antique Bulb	6	7	-	-	
Warm Antique Bulb	8	9	-	-	
Christmas Light	10	11	-	-	
Night Light	12	13	-	-	
Infrared Heat Lamp	14	15	-	-	
Grow Light	16	17	-	-	
RESERVED	18	255	-	-	

### Source Emulation Macro (when Source Emulation Category @ Category 2 - Fluorescent)

Function	8 bit value		16 bit value		Note
	From	To	From	To	
CFL Soft White	0	1	-	-	Default @ 0
CFL Bright White	2	3	-	-	
CFL Cool White	4	5	-	-	
CFL Daylight	6	7	-	-	
Cool White 1	8	9	-	-	
Cool White 2	10	11	-	-	
Cool White 3	12	13	-	-	
Warm White	14	15	-	-	
CFL Blacklight	16	17	-	-	
RESERVED	18	255	-	-	

### Source Emulation Macro (when Source Emulation Category @ Category 3 - Discharge)

Function	8 bit value		16 bit value		Note
	From	To	From	To	
HMI	0	1	-	-	Default @ 0
High Pressure Sodium	2	3	-	-	
Low Pressure Sodium	4	5	-	-	
Mercury Vapor	6	7	-	-	
Metal Halide	8	9	-	-	
Ceramic	10	11	-	-	
Carbon Arc	12	13	-	-	
Xenon	14	15	-	-	
RESERVED	18	255	-	-	

### Source Emulation Macro (when Source Emulation Category @ Category 4 - Other)

Function	8 bit value		16 bit value		Note
	From	To	From	To	
Candle	0	1	-	-	Default @ 0
Gas Fire	2	3	-	-	
Sun Direct	4	5	-	-	
Sun Overcast	6	7	-	-	
Sun Blue Hour	8	9	-	-	
Mobile Phone	10	11	-	-	
Computer Monitor	12	13	-	-	
Electroluminescence	14	15	-	-	
Blow Torch	16	17	-	-	
Road Flare	18	19	-	-	
Amber Caution	20	21	-	-	
Green Traffic Light	22	23	-	-	
Yellow Traffic Light	24	25	-	-	
Red Traffic Light	26	27	-	-	
Blue Glow Stick	28	29	-	-	
Green Glow Stick	30	31	-	-	
Red Glow Stick	32	33	-	-	
Yellow Glow Stick	34	35	-	-	
Pink Glow Stick	36	37	-	-	
Violet Glow Stick	38	39	-	-	
RESERVED	40	255	-	-	



PIXEL ENGINE DMX CHARTS

NOTE: PIXEL Engine is available only when used with DMX Modes including "Crossfade for Pixel Engine" channel: Basic, Standard.

PIXEL LAYOUT

1	2
3	4

CHANNEL	DMX MODE		
	OFF	4PX	EXTENDED
RED PIXEL 1	-	1	1
GREEN PIXEL 1	-	2	2
BLUE PIXEL 1	-	3	3
WARM WHITE PIXEL 1	-	4	4
CROSSFADE PIXEL1	-	-	5
CCT PIXEL 1	-	-	6
TINT PIXEL 1	-	-	7
RED PIXEL 2	-	5	8
GREEN PIXEL 2	-	6	9
BLUE PIXEL 2	-	7	10
WARM WHITE PIXEL 2	-	8	11
CROSSFADE PIXEL2	-	-	12
CCT PIXEL 2	-	-	13
TINT PIXEL 2	-	-	14
RED PIXEL 3	-	9	15
GREEN PIXEL 3	-	10	16
BLUE PIXEL 3	-	11	17
WARM WHITE PIXEL 3	-	12	18
CROSSFADE PIXEL3	-	-	19
CCT PIXEL 3	-	-	20
TINT PIXEL 3	-	-	21
RED PIXEL 4	-	13	22
GREEN PIXEL 4	-	14	23
BLUE PIXEL 4	-	15	24
WARM WHITE PIXEL 4	-	16	25
CROSSFADE PIXEL4	-	-	26
CCT PIXEL 4	-	-	27
TINT PIXEL 4	-	-	28

CHANNEL DEFINITION: PIXEL ENGINE DMX CHARTS

NOTE: PIXEL Engine is available only when used with DMX Modes including "Crossfade for Pixel Engine" channel: Basic, Standard.

PIXEL LAYOUT

1	2
3	4

4PX (Single Pixel Instance)

Function	8 bit value		16 bit value		Note
	From	To	From	To	
Red	0	255	-	-	Default @ 255
Green	0	255	-	-	Default @ 255
Blue	0	255	-	-	Default @ 255
Warm White	0	255	-	-	Default @ 255

EXTENDED (Single Pixel Instance)

Function	8 bit value		16 bit value		Note
	From	To	From	To	
Red	0	255	-	-	Default @ 255
Green	0	255	-	-	Default @ 255
Blue	0	255	-	-	Default @ 255
Warm White	0	255	-	-	Default @ 255
Crossfade CCT to Color	0	255	-	-	Default @ 255
CCT	0	255	-	-	Default @ 0 - For CCT values refer to CCT channel definition
Tint	0	255	-	-	Default @ 128 - For Tint values refer to Tint channel definition

# LEGACY MODES

Following DMX Modes are borrowed from current ECLPANELTWC series.  
All channel values below are not referred or referring to any info described before.

THEATER								
CH	4 CH	5CH1	5CH2	6CH	10CH	15CH	17CH	21 CH
1	DIMMER	DIMMER	DIMMER	DIMMER	DIMMER	DIMMER	DIMMER	DIMMER
2	CCT	DIMMER FADE	CCT	CCT	RED	DIMMER FINE	DIMMER FINE	DIMMER FINE
3	HUE	CCT	HUE	HUE	GREEN	RED	STROBE	STROBE
4	DIMMER FADE	HUE	STROBE	STROBE	BLUE	RED FINE	CCT	CCT
5		DIMMER FADE	DIMMER FADE	COLOR MACRO	WHITE	GREEN	HUE	HUE
6				DIMMER FADE	CCT	GREEN FINE	CROSSFADE	CROSSFADE
7					HUE	BLUE	RED	RED
8					STROBE	BLUE FINE	RED FINE	RED FINE
9					COLOR MACRO	WHITE	GREEN	GREEN
10					DIMMER FADE	WHITE FINE	GREEN FINE	GREEN FINE
11						CCT	BLUE	BLUE
12						HUE	BLUE FINE	BLUE FINE
13						STROBE	WHITE	WHITE
14						COLOR MACRO	WHITE FINE	WHITE FINE
15						DIMMER FADE	COLOR MACRO	COLOR MACRO
16							CTO ON COLORS	CTO ON COLORS
17							DIMMER FADE	DIMMER FADE
18								FX SELEC- TION
19								FX SPEED
20								FX FADE
21								CONTROL

## THEATER

4CH	Function	Value	Percent Settings	Default
1	Dimmer	000-255	0~100%	000
2	CCT	"000-031 032-063 064-095 096-127 128-159 160-191 192-223 224-255"	"2800K - 3200K 3200K - 3500K 3500K - 4000K 4000K - 4500K 4500K - 5000K 5000K - 5600K 5600K - 6000K 6000K - 6500K"	000
3	HUE	"000-000 001-255"	"0 -25~25"	000
4	Dimmer Fade	"000-000 001-255"	"Read from menu 0~100%"	000

5CH1	Function	Value	Percent Settings	Default
1	Dimmer	000-255	0~100%	000
2	Dimmer Fine	000-255	0~100%	000
3	CCT	"000-031 032-063 064-095 096-127 128-159 160-191 192-223 224-255"	"2800K - 3200K 3200K - 3500K 3500K - 4000K 4000K - 4500K 4500K - 5000K 5000K - 5600K 5600K - 6000K 6000K - 6500K"	000
4	HUE	"000-000 001-255"	"0 -25~25"	000
5	Dimmer Fade	"000-000 001-255"	"Read from menu 0~100%"	000

5CH2	Function	Value	Percent Settings	Default
1	Dimmer	000-255	0~100%	000
2	CCT	"000-031 032-063 064-095 096-127 128-159 160-191 192-223 224-255"	"2800K - 3200K 3200K - 3500K 3500K - 4000K 4000K - 4500K 4500K - 5000K 5000K - 5600K 5600K - 6000K 6000K - 6500K"	000
3	HUE	"000-000 001-255"	"0 -25~25"	000
4	Strobe	"000-030 031-100 101-130 131-200 201-255"	"Closed Strobe slow to fast Open Random slow to fast Open"	000
5	Dimmer Fade	"000-000 001-255"	"Read from menu 0~100%"	000

6CH	Function	Value	Percent Settings	Default
1	Dimmer	000-255	0~100%	000
2	CCT	"000-031 032-063 064-095 096-127 128-159 160-191 192-223 224-255"	"2800K - 3200K 3200K - 3500K 3500K - 4000K 4000K - 4500K 4500K - 5000K 5000K - 5600K 5600K - 6000K 6000K - 6500K"	000
3	HUE	"000-000 001-255"	"0 -25~25"	000
4	Strobe	"000-030 031-100 101-130 131-200 201-255"	"Closed Strobe slow to fast Open Random slow to fast Open"	000
5	Color Macro	"000-002 003-005 006-255"	"No Function Amber Shift on Color Macro"	000
6	Dimmer Fade	"000-000 001-255"	"Read from menu 0~100%"	000

10CH	Function	Value	Percent Settings	Default
1	Dimmer	000-255	0~100%	000
2	Red	000-255	0~100%	000
3	Green	000-255	0~100%	000
4	Blue	000-255	0~100%	000
5	White	000-255	0~100%	000
6	CCT	"000-030 031-060 061-090 091-120 121-150 151-180 181-210 211-240 241-255"	"2800K - 3200K 3200K - 3500K 3500K - 4000K 4000K - 4500K 4500K - 5000K 5000K - 5600K 5600K - 6000K 6000K - 6500K No Function"	000
7	HUE	"000-000 001-255"	"0 -25~25"	000
8	Strobe	"000-030 031-100 101-130 131-200 201-255"	"Closed Strobe slow to fast Open Random slow to fast Open"	000
9	Color Macro	"000-002 003-005 006-255"	"No Function Amber Shift on Color Macro"	000
10	Dimmer Fade	"000-000 001-255"	"Read from menu 0~100%"	000

15CH	Function	Value	Percent Settings	Default
1	Dimmer	000-255	0~100%	000
2	Dimmer Fine	000-255	0~100%	000
3	Red	000-255	0~100%	000
4	Red Fine	000-255	0~100%	000
5	Green	000-255	0~100%	000
6	Green Fine	000-255	0~100%	000
7	Blue	000-255	0~100%	000
8	Blue Fine	000-255	0~100%	000
9	White	000-255	0~100%	000
10	White Fine	000-255	0~100%	000
11	CCT	"000-030 031-060 061-090 091-120 121-150 151-180 181-210 211-240 241-255"	"2800K - 3200K 3200K - 3500K 3500K - 4000K 4000K - 4500K 4500K - 5000K 5000K - 5600K 5600K - 6000K 6000K - 6500K No Function"	000
12	HUE	"000-000 001-255"	"0 -25~25"	000
13	Strobe	"000-030 031-100 101-130 131-200 201-255"	"Closed Strobe slow to fast Open Random slow to fast Open"	000
14	Color Macro	"000-002 003-005 006-255"	"No Function Amber Shift on Color Macro"	000
15	Dimmer Fade	"000-000 001-255"	"Read from menu 0~100%"	000

17CH	Function	Value	Percent Settings	Default
1	Dimmer	000-255	0~100%	000
2	Dimmer Fine	000-255	0~100%	000
3	Strobe	"000-030 031-100 101-130 131-200 201-255"	"Closed Strobe slow to fast Open Random slow to fast Open"	000
4	CCT	"000-031 032-063 064-095 096-127 128-159 160-191 192-223 224-255"	"2800K - 3200K 3200K - 3500K 3500K - 4000K 4000K - 4500K 4500K - 5000K 5000K - 5600K 5600K - 6000K 6000K - 6500K"	000
5	HUE	"000-126 127-127 128-255"	"-25 to 0 No Function 0 to +25"	000
6	Crossfade	000-255	0~100%	000
7	Red	000-255	0~100%	000
8	Red Fine	000-255	0~100%	000
9	Green	000-255	0~100%	000
10	Green Fine	000-255	0~100%	000
11	Blue	000-255	0~100%	000
12	Blue Fine	000-255	0~100%	000
13	White	000-255	0~100%	000
14	White Fine	000-255	0~100%	000
15	Color Macro	"000-002 003-005 006-255"	"No Function Amber Shift on Color Macro"	000
16	CTO On Colors	000-255	0~100%	000
17	Dimmer Fade	"000-000 001-255"	"Read from menu 0~100%"	000

21CH	Function	Value	Percent Settings	Default
1	Dimmer	000-255	0~100%	000
2	Dimmer Fine	000-255	0~100%	000
3	Strobe	"000-030 031-100 101-130 131-200 201-255"	"Closed Strobe slow to fast Open Random slow to fast Open"	000
4	CCT	"000-031 032-063 064-095 096-127 128-159 160-191 192-223 224-255"	"2800K - 3200K 3200K - 3500K 3500K - 4000K 4000K - 4500K 4500K - 5000K 5000K - 5600K 5600K - 6000K 6000K - 6500K"	000

21CH	Function	Value	Percent Settings	Default
5	HUE	"000-126 127-127 128-255"	"-25 to 0 No Function 0 to +25"	000
6	Crossfade	000-255	0~100%	000
7	Red	000-255	0~100%	000
8	Red Fine	000-255	0~100%	000
9	Green	000-255	0~100%	000
10	Green Fine	000-255	0~100%	000
11	Blue	000-255	0~100%	000
12	Blue Fine	000-255	0~100%	000
13	White	000-255	0~100%	000
14	White Fine	000-255	0~100%	000
15	Color Macro	000-001 002-003 004-005 006-007 008-009 010-011 012-013 014-015 016-017 018-019 020-021 022-023 024-025 026-027 028-029 030-031 032-033 034-035 036-037 038-039 040-041 042-043 044-045 046-047 048-049 050-051 052-053 054-055 056-057 058-059 060-061 062-063 064-065 066-067 068-069 070-071 072-073 074-075 076-077 078-079 080-081	OFF RED GREEN BLUE CYAN MAGENTA YELLOW DIRTY WHITE ALICE BLUE CONGO BLUE DARK STEEL BLUE DEEP LAVENDER LILAC TING DAYLIGHT BLUE FLAME RED BASTARD AMBER DEEP ORANGE PALE GOLD APRICOT BRIGHT BLUE PRIMARY GREEN SPECIAL LAVENDER PALE LAVENDER DEEP GOLDEN AMBER MEDIUM BLUE BRIGHT PINK MAUVE DARK GREEN LEE GREEN DARK BLUE LIGHT BLUE STEEL BLUE MEDIUM BLUE-GREEN PEACOCK BLUE MAGENTA DARK PINK MIDDLE ROSE LIGHT SALMON ENGLISH ROSE LIGHT ROSE ORANGE	000



21CH	Function	Value	Percent Settings	Default
15	Color Macro	082-083	DEEP AMBER	000
		084-085	STRAW	
		086-087	LIGHT AMBER	
		088-089	SPRING YELLOW	
		090-091	DARK YELLOW GREEN	
		092-093	JUST BLUE	
		094-095	SKY BLUE	
		096-097	LAVENDER	
		098-099	LIGHT LAVENDER	
		100-101	PINK CARNATION	
		102-103	MEDIUM PINK	
		104-105	LIGHT PINK	
		106-107	SUNSET RED	
		108-109	DARK AMBER	
		110-111	GOLD AMBER	
		112-113	MEDIUM AMBER	
		114-115	FIRE	
		116-117	SURPRISE PEACH	
		118-119	STRAW TINT	
		120-121	MEDIUM YELLOW	
		122-123	LEE MINUS GREEN	
		124-125	PALE GOLD	
		126-127	ORANGE	
		128-129	DEEP STRAW	
		130-131	ROSE PURPLE	
		132-133	DEEP PURPLE	
		134-135	SOFT GREEN	
		136-209	RESERVED (FULL ON)	
		210-211	2700K	
		212-213	2800K	
		214-215	3000K	
		216-217	3200K	
		218-219	3400K	
		220-221	3600K	
		222-223	3800K	
		224-225	4000K	
		226-227	4200K	
		228-229	4400K	
		230-231	4600K	
		232-233	4800K	
		234-225	5000K	
		236-237	5200K	
		238-239	5400K	
		240-241	5600K	
		242-243	6000K	
		244-245	6500K	
		246-247	7000K	
		248-249	8000K	
		250-251	9000K	
		252-253	10000K	
		254-255	FULL ON	
16	CTO On Colors	000-255	0~100%	000
17	Dimmer Fade	"000-000 001-255"	"Read from menu 0~100%"	000

21CH	Function	Value	Percent Settings	Default
18	fx selection	"000-010	"No Function	000
		011-020	Effect 1	
		021-030	Effect 2	
		031-040	Effect 3	
		041-050	Effect 4	
		051-060	Effect 5	
		061-070	Candle	
		071-080	Cop Car1	
		081-090	Cop Car2	
		091-100	Cop Car3	
		101-110	Fire	
		111-120	Fireworks	
		121-130	Paparazzi	
		131-140	Television	
		141-150	Party	
		151-160	Clouds	
		161-170	Club	
		171-180	Color Chase	
		181-190	Strobe	
		191-200	Lighting	
		201-210	Explosion	
		211-220	Fluorescent	
		221-230	Process	
		231-240	Pulsing	
		241-255"	Welding"	
19	fx speed	000-255	0~100%	000
20	fx fade	000-255	0~100%	000
21	CONTROL CHANNEL	0-1	SAFE	000
		2-9	NO FUNCTION	
		10-11	BACKLIGHT ON	
		12-13	BACKLIGHT 10S	
		14-15	BACKLIGHTS 20S	
		16-17	BACKLIGHTS 30S	
		18-19	FLIP DISPLAY ON	
		20-21	FLIP DISPLAY OFF	
		22-23	KEY LOCK ON	
		24-25	KEY LOCK OFF	
		26-27	SPEKTRA CALIBRATION ON	
		28-29	SPEKTRA CALIBRATION PURE COLOR	
		30-31	SPEKTRA CALIBRATION OFF	
		32-33	Reserved	
		34-35	DIMMER CURVE LINEAR	
		36-37	DIMMER CURVE S-CURVE	
		38-39	DIMMER CURVE SQUARE LAW	
		40-41	DIMMER CURVE INVERSE SQUARE LAW	
		42-43	DIMMER CURVE HIGH RES@LOW	
		44-45	DIMMER SPEED AUTO	
		46-47	DIMMER SPEED FAST	
		48-49	DIMMER SPEED MEDIUM	
		50-51	DIMMER SPEED SLOW	
		52-53	DIMMER END FADE OFF@END	
		54-55	DIMMER END SNAP OFF@END	

21CH	Function	Value	Percent Settings	Default
21	CONTROL CHANNEL	56-57	LED FREQUENCY 600HZ	000
		58-59	LED FREQUENCY 1200HZ	
		60-61	LED FREQUENCY 2000HZ	
		62-63	LED FREQUENCY 4000HZ	
		64-65	LED FREQUENCY 6000HZ	
		66-67	LED FREQUENCY 10KHZ	
		68-69	LED FREQUENCY 12KHZ	
		70-71	LED FREQUENCY 15KHZ	
		72-73	LED FREQUENCY 20KHZ	
		74-75	LED FREQUENCY 25KHZ	
		76-77	LED FREQUENCY 36KHZ	
		78-79	LED FREQUENCY 40KHZ	
		80-81	RUN TIME 2 H	
		82-83	RUN TIME 6 H	
		84-85	RUN TIME 8 H	
		86-87	RUN TIME 12 H	
		88-89	RUN TIME 18 H	
		90-91	IR SETUP ON	
		92-93	IR SETUP OFF	
		94-95	DMX FAULT HOLD	
		96-97	DMX HOLD BLACKOUT	
		98-99	DMX FAULT STAND ALONE	
		100-101	DMX FAULT EMERGENCY	
		102-103	POWER MODE BATTERY	
		104-105	POWER MODE DC	
		106-107	POWER MODE DC EMERGENCY	
		108-109	SHUTDOWN FIXTURE	
		110-111	Reserved	
		112-113	BATTERY RECHARGE ON	
		114-115	BATTERY RECHARGE OFF	
		116-117	TUNGSTEN EMULATION ON	
		118-119	TUNGSTEN EMULATION OFF	
		120-125	Reserved	
		126-127	INVERT MAPPING OFF	
		128-129	INVERT MAPPING ON	
		130-131	STAND ALONE MASTER	
		132-133	STAND ALONE MASTER NO DMX	
		134-135	STAND ALONE SLAVE	
		136-137	STAND ALONE EFFECTS	
		138-139	STAND ALONE SOURCE EMULATION	
		140-141	STAND ALONE CCT	
		142-143	STAND ALONE HSI	
		144-145	STAND ALONE FIXED COLORS	
		146-147	STAND ALONE WHITE PRESETS	
		148-149	STAND ALONE COLOR MACRO	
		150-151	STAND ALONE MANUAL COLORS	
		152-153	STAND ALONE XY	
		154-253	RESERVED	
		254-255	RESET ALL CHANNELS CONTROLLED	

## TOUR

Channel	4 Ch	6 Ch	10 Ch	11 Ch	15 Ch
1	RED	DIMMER	DIMMER	DIMMER	DIMMER
2	GREEN	RED	RED	DIMMER FINE	DIMMER FINE
3	BLUE	GREEN	GREEN	RED	RED
4	WHITE	BLUE	BLUE	RED FINE	RED FINE
5		WHITE	WHITE	GREEN	GREEN
6		STROBE	STROBE	GREEN FINE	GREEN FINE
7			CCT	BLUE	BLUE
8			EFFECTS	BLUE FINE	BLUE FINE
9			EFFECTS SPEED	WHITE	WHITE
10			DIMMER FADE	WHITE FINE	WHITE FINE
11				STROBE	STROBE
12					CCT
13					EFFECTS
14					EFFECTS SPEED
15					DIMMER FADE

4CH	Function	Value	Percent Settings	Default
1	Red	000-255	0~100%	000
2	Green	000-255	0~100%	000
3	Blue	000-255	0~100%	000
4	White	000-255	0~100%	000

6CH	Function	Value	Percent Settings	Default
1	Dimmer	000-255	0~100%	000
2	Red	000-255	0~100%	000
3	Green	000-255	0~100%	000
4	Blue	000-255	0~100%	000
5	White	000-255	0~100%	000
6	Strobe	"000-030 031-100 101-130 131-200 201-255"	"Closed Strobe slow to fast Open Random slow to fast Open"	000

11CH	Function	Value	Percent Settings	Default
1	Dimmer	000-255	0~100%	000
2	Dimmer Fine	000-255	0~100%	000
3	Red	000-255	0~100%	000
4	Red Fine	000-255	0~100%	000
5	Green	000-255	0~100%	000
6	Green Fine	000-255	0~100%	000
7	Blue	000-255	0~100%	000
8	Blue Fine	000-255	0~100%	000
9	White	000-255	0~100%	000
10	White Fine	000-255	0~100%	000
11	Strobe	"000-030 031-100 101-130 131-200 201-255"	"Closed Strobe slow to fast Open Random slow to fast Open"	000

10CH	Function	Value	Percent Settings	Default
1	Dimmer	000-255	0~100%	000
2	Red	000-255	0~100%	000
3	Green	000-255	0~100%	000
4	Blue	000-255	0~100%	000
5	White	000-255	0~100%	000
6	Strobe	"000-030 031-100 101-130 131-200 201-255"	"Closed Strobe slow to fast Open Random slow to fast Open"	000
7	CCT	"000-005 006-030 031-055 056-080 081-105 106-130 131-155 156-180 181-205 206-230 231-255"	"No Function 2800K 3200K 3500K 4000K 4500K 5000K 5600K 6000K 6500K No Function"	000
8	Effects	"000-010 011-020 021-030 031-040 041-050 051-060 061-070 071-080 081-090 091-100 101-110 111-120 121-130 131-140 141-150 151-160 161-170 171-180 181-190 191-200 201-210 211-220 221-230 231-240 241-255"	"No Function Effect 1 Effect 2 Effect 3 Effect 4 Effect 5 Candle Cop Car1 Cop Car2 Cop Car3 Fire Fireworks Paparazzi Television Party Clouds Club Color Chase Strobe Lighting Explosion Fluorescent Process Pulsing Welding"	000
9	Effects Speed	000-255	Speed slow to fast	000
10	Dimmer Fade	"000-000 001-255"	"Read from menu 0~100%"	000


15CH	Function	Value	Percent Settings	Default
1	Dimmer	000-255	0~100%	000
2	Dimmer Fine	000-255	0~100%	000
3	Red	000-255	0~100%	000
4	Red Fine	000-255	0~100%	000
5	Green	000-255	0~100%	000
6	Green Fine	000-255	0~100%	000
7	Blue	000-255	0~100%	000
8	Blue Fine	000-255	0~100%	000
9	White	000-255	0~100%	000
10	White Fine	000-255	0~100%	000
11	Strobe	"000-030 031-100 101-130 131-200 201-255"	"Closed Strobe slow to fast Open Random slow to fast Open"	000
12	CCT	"000-005 006-030 031-055 056-080 081-105 106-130 131-155 156-180 181-205 206-230 231-255"	"No Function 2800K 3200K 3500K 4000K 4500K 5000K 5600K 6000K 6500K No Function"	000
13	Effects	"000-010 011-020 021-030 031-040 041-050 051-060 061-070 071-080 081-090 091-100 101-110 111-120 121-130 131-140 141-150 151-160 161-170 171-180 181-190 191-200 201-210 211-220 221-230 231-240 241-255"	"No Function Effect 1 Effect 2 Effect 3 Effect 4 Effect 5 Candle Cop Car1 Cop Car2 Cop Car3 Fire Fireworks Paparazzi Television Party Clouds Club Color Chase Strobe Lighting Explosion Fluorescent Process Pulsing Welding"	000
14	Effects Speed	000-255	Speed slow to fast	000
15	Dimmer Fade	"000-000 001-255"	"Read from menu 0~100%"	000

Channel	PIXEL			
	1	2V	2H	4
1	DIMMER	DIMMER	DIMMER	DIMMER
2	STROBE	STROBE	STROBE	STROBE
3	DIMMER FADE	DIMMER FADE	DIMMER FADE	DIMMER FADE
4	RED	RED1	RED1	RED1
5	GREEN	GREEN1	GREEN1	GREEN1
6	BLUE	BLUE1	BLUE1	BLUE1
7	WHITE	WHITE1	WHITE1	WHITE1
8		RED2	RED2	RED2
9		GREEN2	GREEN2	GREEN2
10		BLUE2	BLUE2	BLUE2
11		WHITE2	WHITE2	WHITE2
12				RED3
13				GREEN3
14				BLUE3
15				WHITE3
16				RED4
17				GREEN4
18				BLUE4
19				WHITE4




## PIXEL LAYOUT

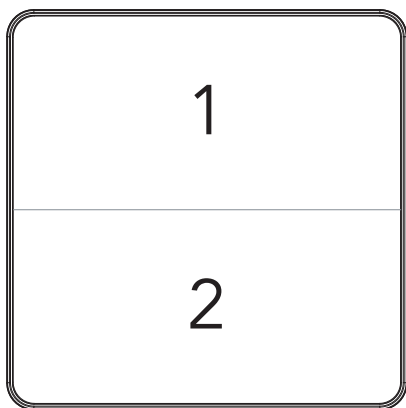
The following drawing describes the pixels distribution and their position on the product light emitting surface. Check the DMX mode selected to identify the related Pixel layout.



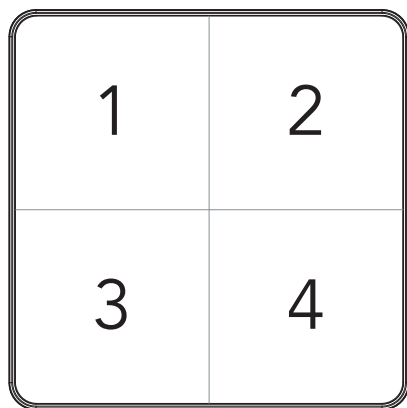
1 Pixel



2V Pixel



2H Pixel



4 Pixel

1 Pix	Function	Value	Percent Settings	Default
1	Dimmer	000-255	0~100%	000
2	Strobe	"000-030 031-100 101-130 131-200 201-255"	"Closed Strobe slow to fast Open Random slow to fast Open"	000
3	Dimmer Fade	"000-000 001-255"	"Read from menu 0~100%"	000
4	Red	000-255	0~100%	000
5	Green	000-255	0~100%	000
6	Blue	000-255	0~100%	000
7	White	000-255	0~100%	000

2V Pix	Function	Value	Percent Settings	Default
1	Dimmer	000-255	0~100%	000
2	Strobe	"000-030 031-100 101-130 131-200 201-255"	"Closed Strobe slow to fast Open Random slow to fast Open"	000
3	Dimmer Fade	"000-000 001-255"	"Read from menu 0~100%"	000
4	Red1	000-255	0~100%	000
5	Green1	000-255	0~100%	000
6	Blue1	000-255	0~100%	000
7	White1	000-255	0~100%	000
8	Red2	000-255	0~100%	000
9	Green2	000-255	0~100%	000
10	Blue2	000-255	0~100%	000
11	White2	000-255	0~100%	000

2H Pix	Function	Value	Percent Settings	Default
1	Dimmer	000-255	0~100%	000
2	Strobe	"000-030 031-100 101-130 131-200 201-255"	"Closed Strobe slow to fast Open Random slow to fast Open"	000
3	Dimmer Fade	"000-000 001-255"	"Read from menu 0~100%"	000
4	Red1	000-255	0~100%	000
5	Green1	000-255	0~100%	000
6	Blue1	000-255	0~100%	000
7	White1	000-255	0~100%	000
8	Red2	000-255	0~100%	000
9	Green2	000-255	0~100%	000
10	Blue2	000-255	0~100%	000
11	White2	000-255	0~100%	000

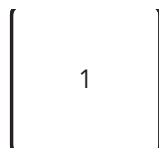
4 Pix	Function	Value	Percent Settings	Default
1	Dimmer	000-255	0~100%	000
2	Strobe	"000-030 031-100 101-130 131-200 201-255"	"Closed Strobe slow to fast Open Random slow to fast Open"	000
3	Dimmer Fade	"000-000 001-255"	"Read from menu 0~100%"	000
4	Red1	000-255	0~100%	000
5	Green1	000-255	0~100%	000
6	Blue1	000-255	0~100%	000
7	White1	000-255	0~100%	000
8	Red2	000-255	0~100%	000
9	Green2	000-255	0~100%	000
10	Blue2	000-255	0~100%	000
11	White2	000-255	0~100%	000
12	Red3	000-255	0~100%	000
13	Green3	000-255	0~100%	000
14	Blue3	000-255	0~100%	000
15	White3	000-255	0~100%	000
16	Red4	000-255	0~100%	000
17	Green4	000-255	0~100%	000
18	Blue4	000-255	0~100%	000
19	White4	000-255	0~100%	000

## FILM

Ch	1M12CH	2M20CH	3M17CH	4M33CH
1	DIMMER	DIMMER	PIXEL 1 DIMMER	PIXEL 1 DIMMER
2	CCT	DIMMER FINE	PIXEL 1 CCT	PIXEL 1 DIMMER FINE
3	HUE	CCT	PIXEL 1 HUE	PIXEL 1 CCT
4	CROSSFADE FROM CCT TO COLOR	CCT FINE	PIXEL 1 CROSSFADE FROM CCT TO COLOR	PIXEL 1 CCT FINE
5	RED	HUE	PIXEL 1 RED	PIXEL 1 HUE
6	GREEN	HUE FINE	PIXEL 1 GREEN	PIXEL 1 HUE FINE
7	BLUE	CROSSFADE FROM CCT TO COLOR	PIXEL 1 BLUE	PIXEL 1 CROSSFADE FROM CCT TO COLOR
8	WHITE	CROSSFADE FROM CCT TO COLOR FINE	PIXEL 1 WHITE	PIXEL 1 CROSSFADE FROM CCT TO COLOR FINE
9	FAN CONTROL	RED	PIXEL 2 DIMMER	PIXEL 1 RED
10	COLOR MACRO	RED FINE	PIXEL 2 CCT	PIXEL 1 RED FINE
11	STROBE	GREEN	PIXEL 2 HUE	PIXEL 1 GREEN
12	CONTROL	GREEN FINE	PIXEL 2 CROSSFADE FROM CCT TO COLOR	PIXEL 1 GREEN FINE
13		BLUE	PIXEL 2 RED	PIXEL 1 BLUE
14		BLUE FINE	PIXEL 2 GREEN	PIXEL 1 BLUE FINE
15		WHITE	PIXEL 2 BLUE	PIXEL 1 WHITE
16		WHITE FINE	PIXEL 2 WHITE	PIXEL 1 WHITE FINE
17		FAN CONTROL	CONTROL	PIXEL 2 DIMMER
18		COLOR MACRO		PIXEL 2 DIMMER FINE
19		STROBE		PIXEL 2 CCT
20		CONTROL		PIXEL 2 CCT FINE
21				PIXEL 2 HUE
22				PIXEL 2 HUE FINE
23				PIXEL 2 CROSSFADE FROM CCT TO COLOR
24				PIXEL 2 CROSSFADE FROM CCT TO COLOR FINE
25				PIXEL 2 RED
26				PIXEL 2 RED FINE
27				PIXEL 2 GREEN
28				PIXEL 2 GREEN FINE
29				PIXEL 2 BLUE
30				PIXEL 2 BLUE FINE
31				PIXEL 2 WHITE
32				PIXEL 2 WHITE FINE
33				CONTROL

**FILM**  
1M12CH and 2M20CH

PIXEL LAYOUT



1M12CH	2M20CH	FUNCTION	DMX Value	Default
1	1	<b>DIMMER</b> 0÷100%	000 ÷ 255	000
	2	<b>DIMMER FINE</b>	000 ÷ 255	000
2	3	<b>CCT</b> 2800K - 3000K 3000K - 3200K 3200K - 3400K 3400K - 3600K 3600K - 3800K 3800K - 4000K 4000K - 4200K 4200K - 4400K 4400K - 4600K 4600K - 4800K 4800K - 5000K 5000K - 5200K 5200K - 5400K 5400K - 5600K 5600K - 5800K 5800K - 6000K 6000K - 6200K 6200K - 6400K 6400K - 6600K 6600K - 6800K 6800K - 7000K 7000K - 7200K 7200K - 7400K 7400K - 7600K 7600K - 7800K 7800K - 8000K 8000K - 8200K 8200K - 8400K 8400K - 8600K 8600K - 8800K 8800K - 9000K 9000K - 9200K 9200K - 9400K 9400K - 9600K 9600K - 9800K 9800K - 10000K	000 ÷ 007 007 ÷ 014 014 ÷ 021 021 ÷ 028 028 ÷ 035 035 ÷ 042 042 ÷ 049 049 ÷ 056 056 ÷ 063 063 ÷ 070 070 ÷ 077 077 ÷ 084 084 ÷ 091 091 ÷ 098 098 ÷ 105 105 ÷ 112 112 ÷ 119 119 ÷ 126 126 ÷ 133 133 ÷ 140 140 ÷ 147 147 ÷ 154 154 ÷ 161 161 ÷ 168 168 ÷ 175 175 ÷ 182 182 ÷ 189 189 ÷ 196 196 ÷ 203 203 ÷ 210 210 ÷ 217 217 ÷ 224 224 ÷ 231 231 ÷ 238 238 ÷ 245 245 ÷ 255	000
	4	<b>CCT FINE</b>	000 ÷ 255	000
3	5	<b>HUE</b> Neutral / no effect Full minus green -99% --> -1% Neutral / no effect 1% --> 99% Full plus green	000 ÷ 010 011 ÷ 020 021 ÷ 119 120 ÷ 145 146 ÷ 244 245 ÷ 255	000
	6	<b>HUE FINE</b>	000 ÷ 255	000
4	7	<b>CROSSFADE FROM CCT TO COLOR</b> 0÷100%	000 ÷ 255	000
	8	<b>CROSSFADE FROM CCT TO COLOR FINE</b>	000 ÷ 255	000
5	9	<b>RED</b> 0÷100%	000 ÷ 255	000

1M12CH	2M20CH	FUNCTION	DMX Value	Default
	10	<b>RED FINE</b>	000 ÷ 255	000
6	11	<b>GREEN</b> 0÷100%	000 ÷ 255	000
	12	<b>GREEN FINE</b>	000 ÷ 255	000
7	13	<b>BLUE</b> 0÷100%	000 ÷ 255	000
	14	<b>BLUE FINE</b>	000 ÷ 255	000
8	15	<b>WHITE</b> 0÷100%	000 ÷ 255	000
	16	<b>WHITE FINE</b>	000 ÷ 255	000
9	17	<b>RESERVED</b>	000 ÷ 255	000
10	18	<b>COLOR MACRO</b> Open Red Green Blue Cyan Magenta Yellow Dirty White Alice Blue Congo Blue Dark Steel Blue Deep Lavender Lilac Ting Daylight Blue Flame Red Bastard Amber Deep Orange Pale Gold Apricot Bright Blue Primary Green Special Lavender Pale Lavender Deep Golden Amber Medium Blue Bright Pink Mauve Dark Green Lee Green Dark Blue Light Blue Steel Blue Medium Blue-Green Peacock Blue Magenta Dark Pink Middle Rose Light Salmon English Rose Light Rose Orange Deep Amber Straw Light Amber Spring Yellow Dark Yellow Green Just Blue Sky Blue Lavender Light Lavender	000 ÷ 001 002 ÷ 003 004 ÷ 005 006 ÷ 007 008 ÷ 009 010 ÷ 011 012 ÷ 013 014 ÷ 015 016 ÷ 017 018 ÷ 019 020 ÷ 021 022 ÷ 023 024 ÷ 025 026 ÷ 027 028 ÷ 029 030 ÷ 031 032 ÷ 033 034 ÷ 035 036 ÷ 037 038 ÷ 039 040 ÷ 041 042 ÷ 043 044 ÷ 045 046 ÷ 047 048 ÷ 049 050 ÷ 051 052 ÷ 053 054 ÷ 055 056 ÷ 057 058 ÷ 059 060 ÷ 061 062 ÷ 063 064 ÷ 065 066 ÷ 067 068 ÷ 069 070 ÷ 071 072 ÷ 073 074 ÷ 075 076 ÷ 077 078 ÷ 079 080 ÷ 081 082 ÷ 083 084 ÷ 085 086 ÷ 087 088 ÷ 089 090 ÷ 091 092 ÷ 093 094 ÷ 095 096 ÷ 097 098 ÷ 099	

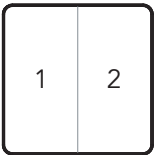
1M12CH	2M20CH	FUNCTION	DMX Value	Default
10	18	Pink Carnation	100 ÷ 101	
		Medium Pink	102 ÷ 103	
		Light Pink	104 ÷ 105	
		Sunset Red	106 ÷ 107	
		Dark Amber	108 ÷ 109	
		Gold Amber	110 ÷ 111	
		Medium Amber	112 ÷ 113	
		Fire	114 ÷ 115	
		Surprise Peach	116 ÷ 117	
		Straw Tint	118 ÷ 119	
		Medium Yellow	120 ÷ 121	
		Lee Minus Green	122 ÷ 123	
		Pale Gold	124 ÷ 125	
		Orange	126 ÷ 127	
		Deep Straw	128 ÷ 129	
		Rose Purple	130 ÷ 131	
		Deep Purple	132 ÷ 133	
		Soft Green	134 ÷ 135	
		Reserved	136 ÷ 211	
		2800K	212 ÷ 213	
		3000K	214 ÷ 215	
		3200K	216 ÷ 217	
		3400K	218 ÷ 219	
		3600K	220 ÷ 221	
		3800K	222 ÷ 223	
		4000K	224 ÷ 225	
		4200K	226 ÷ 227	
		4400K	228 ÷ 229	
		4600K	230 ÷ 231	
		4800K	232 ÷ 233	
		5000K	234 ÷ 235	
		5200K	236 ÷ 237	
		5400K	238 ÷ 239	
		5600K	240 ÷ 241	
		6000K	242 ÷ 243	
		6500K	244 ÷ 245	
		7000K	246 ÷ 247	
		8000K	248 ÷ 249	
		9000K	250 ÷ 251	
		10000K	252 ÷ 253	
		Full On	254 ÷ 255	
11	19	<b>STROBE</b>		000
		Open	000-019	
		1 flash/s -> 25 flashes/s	020-255	

1M12CH	2M20CH	FUNCTION	DMX Value	Default
12	20	CONTROL CHANNEL		
		SAFE	0 ÷ 1	
		NO FUNCTION	2 ÷ 9	
		BACKLIGHT ON	10 ÷ 11	
		BACKLIGHT 10S	12 ÷ 13	
		BACKLIGHTS 20S	14 ÷ 15	
		BACKLIGHTS 30S	16 ÷ 17	
		FLIP DISPLAY ON	18 ÷ 19	
		FLIP DISPLAY OFF	20 ÷ 21	
		KEY LOCK ON	22 ÷ 23	
		KEY LOCK OFF	24 ÷ 25	
		SPEKTRA CALIBRATION ON	26 ÷ 27	
		SPEKTRA CALIBRATION PURE COLOR	28 ÷ 29	
		SPEKTRA CALIBRATION OFF	30 ÷ 31	
		Reserved	32 ÷ 33	
		DIMMER CURVE LINEAR	34 ÷ 35	
		DIMMER CURVE S-CURVE	36 ÷ 37	
		DIMMER CURVE SQUARE LAW	38 ÷ 39	
		DIMMER CURVE INVERSE SQUARE LAW	40 ÷ 41	
		DIMMER CURVE HIGH RES@LOW	42 ÷ 43	
		DIMMER SPEED AUTO	44 ÷ 45	
		DIMMER SPEED FAST	46 ÷ 47	
		DIMMER SPEED MEDIUM	48 ÷ 49	
		DIMMER SPEED SLOW	50 ÷ 51	
		DIMMER END FADE OFF@END	52 ÷ 53	
		DIMMER END SNAP OFF@END	54 ÷ 55	
		LED FREQUENCY 600HZ	56 ÷ 57	
		LED FREQUENCY 1200HZ	58 ÷ 59	
		LED FREQUENCY 2000HZ	60 ÷ 61	
		LED FREQUENCY 4000HZ	62 ÷ 63	
		LED FREQUENCY 6000HZ	64 ÷ 65	
		LED FREQUENCY 10KHZ	66 ÷ 67	
		LED FREQUENCY 12KHZ	68 ÷ 69	
		LED FREQUENCY 15KHZ	70 ÷ 71	
		LED FREQUENCY 20KHZ	72 ÷ 73	
		LED FREQUENCY 25KHZ	74 ÷ 75	
		LED FREQUENCY 36KHZ	76 ÷ 77	
		LED FREQUENCY 40KHZ	78 ÷ 79	
		RUN TIME 2 H	80 ÷ 81	000
		RUN TIME 6 H	82 ÷ 83	
		RUN TIME 8 H	84 ÷ 85	
		RUN TIME 12 H	86 ÷ 87	
		RUN TIME 18 H	88 ÷ 89	
		IR SETUP ON	90 ÷ 91	
		IR SETUP OFF	92 ÷ 93	
		DMX FAULT HOLD	94 ÷ 95	
		DMX HOLD BLACKOUT	96 ÷ 97	
		DMX FAULT STAND ALONE	98 ÷ 99	
		DMX FAULT EMERGENCY	100 ÷ 101	
		POWER MODE BATTERY	102 ÷ 103	
		POWER MODE DC	104 ÷ 105	
		POWER MODE DC EMERGENCY	106 ÷ 107	
		SHUTDOWN FIXTURE	108 ÷ 109	
		Reserved	110 ÷ 111	
		BATTERY RECHARGE ON	112 ÷ 113	
		BATTERY RECHARGE OFF	114 ÷ 115	
		TUNGSTEN EMULATION ON	116 ÷ 117	
		TUNGSTEN EMULATION OFF	118 ÷ 119	
		Reserved	120 ÷ 125	
		INVERT MAPPING OFF	126 ÷ 127	
		INVERT MAPPING ON	128 ÷ 129	
		STAND ALONE MASTER	130 ÷ 131	
		STAND ALONE MASTER NO DMX	132 ÷ 133	
		STAND ALONE SLAVE	134 ÷ 135	
		STAND ALONE EFFECTS	136 ÷ 137	
		STAND ALONE SOURCE EMULATION	138 ÷ 139	
		STAND ALONE CCT	140 ÷ 141	
		STAND ALONE HSI	142 ÷ 143	
		STAND ALONE FIXED COLORS	144 ÷ 145	
		STAND ALONE WHITE PRESETS	146 ÷ 147	
		STAND ALONE COLOR MACRO	148 ÷ 149	
		STAND ALONE MANUAL COLORS	150 ÷ 151	
		STAND ALONE XY	152 ÷ 153	
		RESERVED	154 ÷ 253	
		RESET ALL CHANNELS CONTROLLED	254 ÷ 255	



PIXEL LAYOUT

**FILM**  
3M17CH and 4M33CH



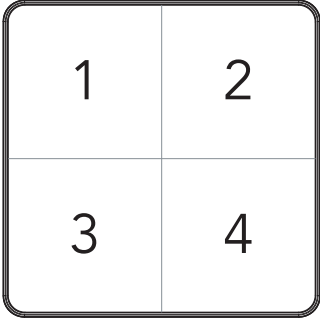
3M17CH	4M33CH	FUNCTION	DMX Value	Default
1	1	<b>PIXEL 1 DIMMER</b> 0÷100%	000 ÷ 255	000
	2	<b>PIXEL 1 DIMMER FINE</b>	000 ÷ 255	000
2	3	<b>PIXEL 1 CCT</b> 2800K - 3000K 3000K - 3200K 3200K - 3400K 3400K - 3600K 3600K - 3800K 3800K - 4000K 4000K - 4200K 4200K - 4400K 4400K - 4600K 4600K - 4800K 4800K - 5000K 5000K - 5200K 5200K - 5400K 5400K - 5600K 5600K - 5800K 5800K - 6000K 6000K - 6200K 6200K - 6400K 6400K - 6600K 6600K - 6800K 6800K - 7000K 7000K - 7200K 7200K - 7400K 7400K - 7600K 7600K - 7800K 7800K - 8000K 8000K - 8200K 8200K - 8400K 8400K - 8600K 8600K - 8800K 8800K - 9000K 9000K - 9200K 9200K - 9400K 9400K - 9600K 9600K - 9800K 9800K - 10000K	000 ÷ 007 007 ÷ 014 014 ÷ 021 021 ÷ 028 028 ÷ 035 035 ÷ 042 042 ÷ 049 049 ÷ 056 056 ÷ 063 063 ÷ 070 070 ÷ 077 077 ÷ 084 084 ÷ 091 091 ÷ 098 098 ÷ 105 105 ÷ 112 112 ÷ 119 119 ÷ 126 126 ÷ 133 133 ÷ 140 140 ÷ 147 147 ÷ 154 154 ÷ 161 161 ÷ 168 168 ÷ 175 175 ÷ 182 182 ÷ 189 189 ÷ 196 196 ÷ 203 203 ÷ 210 210 ÷ 217 217 ÷ 224 224 ÷ 231 231 ÷ 238 238 ÷ 245 245 ÷ 255	000
	4	<b>PIXEL 1 CCT FINE</b>	000 ÷ 255	000
3	5	<b>PIXEL 1 HUE</b> Neutral / no effect Full minus green -99% --> -1% Neutral / no effect 1% --> 99% Full plus green	000 ÷ 010 011 ÷ 020 021 ÷ 119 120 ÷ 145 146 ÷ 244 245 ÷ 255	000
	6	<b>PIXEL 1 HUE FINE</b>	000 ÷ 255	000
4	7	<b>PIXEL 1 CROSSFADE FROM CCT TO COLOR</b> 0÷100%	000 ÷ 255	000
	8	<b>PIXEL 1 CROSSFADE FROM CCT TO COLOR FINE</b>	000 ÷ 255	000
5	9	<b>PIXEL 1 RED</b> 0÷100%	000 ÷ 255	000

3M17CH	4M33CH	FUNCTION	DMX Value	Default
	10	PIXEL 1 RED FINE	000 ÷ 255	000
6	11	PIXEL 1 GREEN 0÷100%	000 ÷ 255	000
	12	PIXEL 1 GREEN FINE	000 ÷ 255	000
7	13	PIXEL 1 BLUE 0÷100%	000 ÷ 255	000
	14	PIXEL 1 BLUE FINE	000 ÷ 255	000
8	15	PIXEL 1 WHITE 0÷100%	000 ÷ 255	000
	16	PIXEL 1 WHITE FINE	000 ÷ 255	000
9	17	PIXEL 2 DIMMER 0÷100%	000 ÷ 255	000
	18	PIXEL 2 DIMMER FINE	000 ÷ 255	000
10	19	PIXEL 2 CCT 2800K - 3000K 3000K - 3200K 3200K - 3400K 3400K - 3600K 3600K - 3800K 3800K - 4000K 4000K - 4200K 4200K - 4400K 4400K - 4600K 4600K - 4800K 4800K - 5000K 5000K - 5200K 5200K - 5400K 5400K - 5600K 5600K - 5800K 5800K - 6000K 6000K - 6200K 6200K - 6400K 6400K - 6600K 6600K - 6800K 6800K - 7000K 7000K - 7200K 7200K - 7400K 7400K - 7600K 7600K - 7800K 7800K - 8000K 8000K - 8200K 8200K - 8400K 8400K - 8600K 8600K - 8800K 8800K - 9000K 9000K - 9200K 9200K - 9400K 9400K - 9600K 9600K - 9800K 9800K - 10000K	000 ÷ 007 007 ÷ 014 014 ÷ 021 021 ÷ 028 028 ÷ 035 035 ÷ 042 042 ÷ 049 049 ÷ 056 056 ÷ 063 063 ÷ 070 070 ÷ 077 077 ÷ 084 084 ÷ 091 091 ÷ 098 098 ÷ 105 105 ÷ 112 112 ÷ 119 119 ÷ 126 126 ÷ 133 133 ÷ 140 140 ÷ 147 147 ÷ 154 154 ÷ 161 161 ÷ 168 168 ÷ 175 175 ÷ 182 182 ÷ 189 189 ÷ 196 196 ÷ 203 203 ÷ 210 210 ÷ 217 217 ÷ 224 224 ÷ 231 231 ÷ 238 238 ÷ 245 245 ÷ 255	000
	20	PIXEL 2 CCT FINE	000 ÷ 255	000
11	21	PIXEL 2 HUE Neutral / no effect Full minus green -99% --> -1% Neutral / no effect 1% --> 99% Full plus green	000 ÷ 010 011 ÷ 020 021 ÷ 119 120 ÷ 145 146 ÷ 244 245 ÷ 255	000
	22	PIXEL 2 HUE FINE	000 ÷ 255	000
12	23	PIXEL 2 CROSSFADE FROM CCT TO COLOR 0÷100%	000 ÷ 255	000
	24	PIXEL 2 CROSSFADE FROM CCT TO COLOR FINE	000 ÷ 255	000

3M17CH	4M33CH	FUNCTION	DMX Value	Default
13	25	PIXEL 2 RED 0÷100%	000 ÷ 255	000
	26	PIXEL 2 RED FINE	000 ÷ 255	000
14	27	PIXEL 2 GREEN 0÷100%	000 ÷ 255	000
	28	PIXEL 2 GREEN FINE	000 ÷ 255	000
15	29	PIXEL 2 BLUE 0÷100%	000 ÷ 255	000
	30	PIXEL 2 BLUE FINE	000 ÷ 255	000
16	31	PIXEL 2 WHITE 0÷100%	000 ÷ 255	000
	32	PIXEL 2 WHITE FINE	000 ÷ 255	000

3M17CH	4M33CH	FUNCTION	DMX Value	Default
17	33	CONTROL CHANNEL		000
		SAFE	0 ÷ 1	
		NO FUNCTION	2 ÷ 9	
		BACKLIGHT ON	10 ÷ 11	
		BACKLIGHT 10S	12 ÷ 13	
		BACKLIGHTS 20S	14 ÷ 15	
		BACKLIGHTS 30S	16 ÷ 17	
		FLIP DISPLAY ON	18 ÷ 19	
		FLIP DISPLAY OFF	20 ÷ 21	
		KEY LOCK ON	22 ÷ 23	
		KEY LOCK OFF	24 ÷ 25	
		SPEKTRA CALIBRATION ON	26 ÷ 27	
		SPEKTRA CALIBRATION PURE COLOR	28 ÷ 29	
		SPEKTRA CALIBRATION OFF	30 ÷ 31	
		Reserved	32 ÷ 33	
		DIMMER CURVE LINEAR	34 ÷ 35	
		DIMMER CURVE S-CURVE	36 ÷ 37	
		DIMMER CURVE SQUARE LAW	38 ÷ 39	
		DIMMER CURVE INVERSE SQUARE LAW	40 ÷ 41	
		DIMMER CURVE HIGH RES@LOW	42 ÷ 43	
		DIMMER SPEED AUTO	44 ÷ 45	
		DIMMER SPEED FAST	46 ÷ 47	
		DIMMER SPEED MEDIUM	48 ÷ 49	
		DIMMER SPEED SLOW	50 ÷ 51	
		DIMMER END FADE OFF@END	52 ÷ 53	
		DIMMER END SNAP OFF@END	54 ÷ 55	
		LED FREQUENCY 600HZ	56 ÷ 57	
		LED FREQUENCY 1200HZ	58 ÷ 59	
		LED FREQUENCY 2000HZ	60 ÷ 61	
		LED FREQUENCY 4000HZ	62 ÷ 63	
		LED FREQUENCY 6000HZ	64 ÷ 65	
		LED FREQUENCY 10KHZ	66 ÷ 67	
		LED FREQUENCY 12KHZ	68 ÷ 69	
		LED FREQUENCY 15KHZ	70 ÷ 71	
		LED FREQUENCY 20KHZ	72 ÷ 73	
		LED FREQUENCY 25KHZ	74 ÷ 75	
		LED FREQUENCY 36KHZ	76 ÷ 77	
		LED FREQUENCY 40KHZ	78 ÷ 79	
		RUN TIME 2 H	80 ÷ 81	
		RUN TIME 6 H	82 ÷ 83	
		RUN TIME 8 H	84 ÷ 85	
		RUN TIME 12 H	86 ÷ 87	
		RUN TIME 18 H	88 ÷ 89	
		IR SETUP ON	90 ÷ 91	
		IR SETUP OFF	92 ÷ 93	
		DMX FAULT HOLD	94 ÷ 95	
		DMX HOLD BLACKOUT	96 ÷ 97	
		DMX FAULT STAND ALONE	98 ÷ 99	
		DMX FAULT EMERGENCY	100 ÷ 101	
		POWER MODE BATTERY	102 ÷ 103	
		POWER MODE DC	104 ÷ 105	
		POWER MODE DC EMERGENCY	106 ÷ 107	
		SHUTDOWN FIXTURE	108 ÷ 109	
		Reserved	110 ÷ 111	
		BATTERY RECHARGE ON	112 ÷ 113	
		BATTERY RECHARGE OFF	114 ÷ 115	
		TUNGSTEN EMULATION ON	116 ÷ 117	
		TUNGSTEN EMULATION OFF	118 ÷ 119	
		Reserved	120 ÷ 125	
		INVERT MAPPING OFF	126 ÷ 127	
		INVERT MAPPING ON	128 ÷ 129	
		STAND ALONE MASTER	130 ÷ 131	
		STAND ALONE MASTER NO DMX	132 ÷ 133	
		STAND ALONE SLAVE	134 ÷ 135	
		STAND ALONE EFFECTS	136 ÷ 137	
		STAND ALONE SOURCE EMULATION	138 ÷ 139	
		STAND ALONE CCT	140 ÷ 141	
		STAND ALONE HSI	142 ÷ 143	
		STAND ALONE FIXED COLORS	144 ÷ 145	
		STAND ALONE WHITE PRESETS	146 ÷ 147	
		STAND ALONE COLOR MACRO	148 ÷ 149	
		STAND ALONE MANUAL COLORS	150 ÷ 151	
		STAND ALONE XY	152 ÷ 153	
		RESERVED	154 ÷ 253	
		RESET ALL CHANNELS CONTROLLED	254 ÷ 255	

**FILM**  
5M33CH and 6M65CH

Ch	5M33CH	Ch	6M65CH
1	CONTROL	1	CONTROL
2	PIXEL 1 DIMMER	2	PIXEL 1 DIMMER
3	PIXEL 1 CCT	3	PIXEL 1 DIMMER FINE
4	PIXEL 1 HUE	4	PIXEL 1 CCT
5	PIXEL 1 CROSSFADE FROM CCT TO COLOR	5	PIXEL 1 CCT FINE
6	PIXEL 1 RED	6	PIXEL 1 HUE
7	PIXEL 1 GREEN	7	PIXEL 1 HUE FINE
8	PIXEL 1 BLUE	8	PIXEL 1 CROSSFADE FROM CCT TO COLOR
9	PIXEL 1 WHITE	9	PIXEL 1 CROSSFADE FROM CCT TO COLOR FINE
10	PIXEL 2 DIMMER	10	PIXEL 1 RED
	...	11	PIXEL 1 RED FINE
26	PIXEL 4 DIMMER	12	PIXEL 1 GREEN
27	PIXEL 4 CCT	13	PIXEL 1 GREEN FINE
28	PIXEL 4 HUE	14	PIXEL 1 BLUE
29	PIXEL 4 CROSSFADE FROM CCT TO COLOR	15	PIXEL 1 BLUE FINE
30	PIXEL 4 RED	16	PIXEL 1 WHITE
31	PIXEL 4 GREEN	17	PIXEL 1 WHITE FINE
32	PIXEL 4 BLUE	18	PIXEL 2 DIMMER
33	PIXEL 4 WHITE	...	...
PIXEL LAYOUT		50	PIXEL 4 DIMMER
		51	PIXEL 4 DIMMER FINE
		52	PIXEL 4 CCT
		53	PIXEL 4 CCT FINE
		54	PIXEL 4 HUE
		55	PIXEL 4 HUE FINE
		56	PIXEL 4 CROSSFADE FROM CCT TO COLOR
		57	PIXEL 4 CROSSFADE FROM CCT TO COLOR FINE
		58	PIXEL 4 RED
		59	PIXEL 4 RED FINE
		60	PIXEL 4 GREEN
		61	PIXEL 4 GREEN FINE
		62	PIXEL 4 BLUE
		63	PIXEL 4 BLUE FINE
		64	PIXEL 4 WHITE
		65	PIXEL 4 WHITE FINE

5M33CH	6M65CH	FUNCTION	DMX Value	Default
1	1	CONTROL CHANNEL		
		SAFE	0 ÷ 1	
		NO FUNCTION	2 ÷ 9	
		BACKLIGHT ON	10 ÷ 11	
		BACKLIGHT 10S	12 ÷ 13	
		BACKLIGHTS 20S	14 ÷ 15	
		BACKLIGHTS 30S	16 ÷ 17	
		FLIP DISPLAY ON	18 ÷ 19	
		FLIP DISPLAY OFF	20 ÷ 21	
		KEY LOCK ON	22 ÷ 23	
		KEY LOCK OFF	24 ÷ 25	
		SPEKTRA CALIBRATION ON	26 ÷ 27	
		SPEKTRA CALIBRATION PURE COLOR	28 ÷ 29	
		SPEKTRA CALIBRATION OFF	30 ÷ 31	
		Reserved	32 ÷ 33	
		DIMMER CURVE LINEAR	34 ÷ 35	
		DIMMER CURVE S-CURVE	36 ÷ 37	
		DIMMER CURVE SQUARE LAW	38 ÷ 39	
		DIMMER CURVE INVERSE SQUARE LAW	40 ÷ 41	
		DIMMER CURVE HIGH RES@LOW	42 ÷ 43	
		DIMMER SPEED AUTO	44 ÷ 45	
		DIMMER SPEED FAST	46 ÷ 47	
		DIMMER SPEED MEDIUM	48 ÷ 49	
		DIMMER SPEED SLOW	50 ÷ 51	
		DIMMER END FADE OFF@END	52 ÷ 53	
		DIMMER END SNAP OFF@END	54 ÷ 55	
		LED FREQUENCY 600HZ	56 ÷ 57	
		LED FREQUENCY 1200HZ	58 ÷ 59	
		LED FREQUENCY 2000HZ	60 ÷ 61	
		LED FREQUENCY 4000HZ	62 ÷ 63	
		LED FREQUENCY 6000HZ	64 ÷ 65	
		LED FREQUENCY 10KHZ	66 ÷ 67	
		LED FREQUENCY 12KHZ	68 ÷ 69	
		LED FREQUENCY 15KHZ	70 ÷ 71	
		LED FREQUENCY 20KHZ	72 ÷ 73	
		LED FREQUENCY 25KHZ	74 ÷ 75	
		LED FREQUENCY 36KHZ	76 ÷ 77	
		LED FREQUENCY 40KHZ	78 ÷ 79	
		RUN TIME 2 H	80 ÷ 81	000
		RUN TIME 6 H	82 ÷ 83	
		RUN TIME 8 H	84 ÷ 85	
		RUN TIME 12 H	86 ÷ 87	
		RUN TIME 18 H	88 ÷ 89	
		IR SETUP ON	90 ÷ 91	
		IR SETUP OFF	92 ÷ 93	
		DMX FAULT HOLD	94 ÷ 95	
		DMX HOLD BLACKOUT	96 ÷ 97	
		DMX FAULT STAND ALONE	98 ÷ 99	
		DMX FAULT EMERGENCY	100 ÷ 101	
		POWER MODE BATTERY	102 ÷ 103	
		POWER MODE DC	104 ÷ 105	
		POWER MODE DC EMERGENCY	106 ÷ 107	
		SHUTDOWN FIXTURE	108 ÷ 109	
		Reserved	110 ÷ 111	
		BATTERY RECHARGE ON	112 ÷ 113	
		BATTERY RECHARGE OFF	114 ÷ 115	
		TUNGSTEN EMULATION ON	116 ÷ 117	
		TUNGSTEN EMULATION OFF	118 ÷ 119	
		Reserved	120 ÷ 125	
		INVERT MAPPING OFF	126 ÷ 127	
		INVERT MAPPING ON	128 ÷ 129	
		STAND ALONE MASTER	130 ÷ 131	
		STAND ALONE MASTER NO DMX	132 ÷ 133	
		STAND ALONE SLAVE	134 ÷ 135	
		STAND ALONE EFFECTS	136 ÷ 137	
		STAND ALONE SOURCE EMULATION	138 ÷ 139	
		STAND ALONE CCT	140 ÷ 141	
		STAND ALONE HSI	142 ÷ 143	
		STAND ALONE FIXED COLORS	144 ÷ 145	
		STAND ALONE WHITE PRESETS	146 ÷ 147	
		STAND ALONE COLOR MACRO	148 ÷ 149	
		STAND ALONE MANUAL COLORS	150 ÷ 151	
		STAND ALONE XY	152 ÷ 153	
		RESERVED	154 ÷ 253	
		RESET ALL CHANNELS CONTROLLED	254 ÷ 255	

5M33CH	6M65CH	FUNCTION	DMX Value	Default
2	2	PIXEL 1 DIMMER 0÷100%	000 ÷ 255	000
	3	PIXEL 1 DIMMER FINE	000 ÷ 255	000
3	4	PIXEL 1 CCT 2200÷15000K	000 ÷ 255	000
	5	PIXEL 1 CCT FINE	000 ÷ 255	000
4	6	PIXEL 1 HUE Neutral -100 to -1 Green Neutral +1 to +100 Green	000 ÷ 010 011 ÷ 133 134 135 ÷ 255	000
	7	PIXEL 1 HUE FINE	000 ÷ 255	000
5	8	PIXEL 1 CROSSFADE FROM CCT TO COLOR 0÷100%	000 ÷ 255	000
	9	PIXEL 1 CROSSFADE FROM CCT TO COLOR FINE	000 ÷ 255	000
6	10	PIXEL 1 RED 0÷100%	000 ÷ 255	000
	11	PIXEL 1 RED FINE	000 ÷ 255	000
7	12	PIXEL 1 GREEN 0÷100%	000 ÷ 255	000
	13	PIXEL 1 GREEN FINE	000 ÷ 255	000
8	14	PIXEL 1 BLUE 0÷100%	000 ÷ 255	000
	15	PIXEL 1 BLUE FINE	000 ÷ 255	000
9	16	PIXEL 1 WHITE 0÷100%	000 ÷ 255	000
	17	PIXEL 1 WHITE FINE	000 ÷ 255	000
10	18	PIXEL 2 DIMMER 0÷100%	000 ÷ 255	000
...	...	...		
26	50	PIXEL 4 DIMMER 0÷100%	000 ÷ 255	000
	51	PIXEL 4 DIMMER FINE	000 ÷ 255	000
27	52	PIXEL 4 CCT 2200÷15000K	000 ÷ 255	000
	53	PIXEL 4 CCT FINE	000 ÷ 255	000
28	54	PIXEL 4 HUE Neutral -100 to -1 Green Neutral +1 to +100 Green	000 ÷ 010 011 ÷ 133 134 135 ÷ 255	000
	55	PIXEL 4 HUE FINE	000 ÷ 255	000
29	56	PIXEL 4 CROSSFADE FROM CCT TO COLOR 0÷100%	000 ÷ 255	000
	57	PIXEL 4 CROSSFADE FROM CCT TO COLOR FINE	000 ÷ 255	000
30	58	PIXEL 4 RED 0÷100%	000 ÷ 255	000
	59	PIXEL 4 RED FINE	000 ÷ 255	000

5M33CH	6M65CH	FUNCTION	DMX Value	Default
31	60	PIXEL 4 GREEN 0÷100%	000 ÷ 255	000
	61	PIXEL 4 GREEN FINE	000 ÷ 255	000
32	62	PIXEL 4 BLUE 0÷100%	000 ÷ 255	000
	63	PIXEL 4 BLUE FINE	000 ÷ 255	000
33	64	PIXEL 4 WHITE 0÷100%	000 ÷ 255	000
	65	PIXEL 4 WHITE FINE	000 ÷ 255	000



**FILM**  
SPECIAL XY 8 BIT

SPECIAL XY 8 BIT	FUNCTION	DMX Value	Default
1	<b>DIMMER</b> 0÷100%	000 ÷ 255	000
2	<b>X</b> 0÷100%	000 ÷ 255	000
3	<b>Y</b> 0÷100%	000 ÷ 255	000
4	<b>CONTROL CHANNEL</b> SAFE NO FUNCTION BACKLIGHT ON BACKLIGHT 10S BACKLIGHTS 20S BACKLIGHTS 30S FLIP DISPLAY ON FLIP DISPLAY OFF KEY LOCK ON KEY LOCK OFF SPEKTRA CALIBRATION ON SPEKTRA CALIBRATION PURE COLOR SPEKTRA CALIBRATION OFF Reserved DIMMER CURVE LINEAR DIMMER CURVE S-CURVE DIMMER CURVE SQUARE LAW DIMMER CURVE INVERSE SQUARE LAW DIMMER CURVE HIGH RES@LOW DIMMER SPEED AUTO DIMMER SPEED FAST DIMMER SPEED MEDIUM DIMMER SPEED SLOW DIMMER END FADE OFF@END DIMMER END SNAP OFF@END LED FREQUENCY 600HZ LED FREQUENCY 1200HZ LED FREQUENCY 2000HZ LED FREQUENCY 4000HZ LED FREQUENCY 6000HZ LED FREQUENCY 10KHZ LED FREQUENCY 12KHZ LED FREQUENCY 15KHZ LED FREQUENCY 20KHZ LED FREQUENCY 25KHZ LED FREQUENCY 36KHZ LED FREQUENCY 40KHZ RUN TIME 2 H RUN TIME 6 H RUN TIME 8 H RUN TIME 12 H RUN TIME 18 H IR SETUP ON IR SETUP OFF DMX FAULT HOLD DMX HOLD BLACKOUT DMX FAULT STAND ALONE DMX FAULT EMERGENCY POWER MODE BATTERY POWER MODE DC POWER MODE DC EMERGENCY SHUTDOWN FIXTURE Reserved BATTERY RECHARGE ON BATTERY RECHARGE OFF TUNGSTEN EMULATION ON TUNGSTEN EMULATION OFF Reserved INVERT MAPPING OFF INVERT MAPPING ON STAND ALONE MASTER STAND ALONE MASTER NO DMX STAND ALONE SLAVE STAND ALONE EFFECTS STAND ALONE SOURCE EMULATION STAND ALONE CCT STAND ALONE HSI STAND ALONE FIXED COLORS STAND ALONE WHITE PRESETS STAND ALONE COLOR MACRO STAND ALONE MANUAL COLORS STAND ALONE XY RESERVED RESET ALL CHANNELS CONTROLLED	0 ÷ 1 2 ÷ 9 10 ÷ 11 12 ÷ 13 14 ÷ 15 16 ÷ 17 18 ÷ 19 20 ÷ 21 22 ÷ 23 24 ÷ 25 26 ÷ 27 28 ÷ 29 30 ÷ 31 32 ÷ 33 34 ÷ 35 36 ÷ 37 38 ÷ 39 40 ÷ 41 42 ÷ 43 44 ÷ 45 46 ÷ 47 48 ÷ 49 50 ÷ 51 52 ÷ 53 54 ÷ 55 56 ÷ 57 58 ÷ 59 60 ÷ 61 62 ÷ 63 64 ÷ 65 66 ÷ 67 68 ÷ 69 70 ÷ 71 72 ÷ 73 74 ÷ 75 76 ÷ 77 78 ÷ 79 80 ÷ 81 82 ÷ 83 84 ÷ 85 86 ÷ 87 88 ÷ 89 90 ÷ 91 92 ÷ 93 94 ÷ 95 96 ÷ 97 98 ÷ 99 100 ÷ 101 102 ÷ 103 104 ÷ 105 106 ÷ 107 108 ÷ 109 110 ÷ 111 112 ÷ 113 114 ÷ 115 116 ÷ 117 118 ÷ 119 120 ÷ 125 126 ÷ 127 128 ÷ 129 130 ÷ 131 132 ÷ 133 134 ÷ 135 136 ÷ 137 138 ÷ 139 140 ÷ 141 142 ÷ 143 144 ÷ 145 146 ÷ 147 148 ÷ 149 150 ÷ 151 152 ÷ 153 154 ÷ 253 254 ÷ 255	000