

EclPendant JrFC

100W RGB+WarmWhite innovative pendant light



The **EclPendant Jr** is a beautifully designed house light packed with high-performing technology that makes any venue well-lit whilst staying eco-friendly. This innovative series of pendant lights come with a wide selection of LED sources, a full range of optics, accessories, mounting options and control. The **EclPendant Jr** has a 100-Watt LED source. Its source varies in RGB + Warm White, 3,000K, 4,000K or 5,600K. They all have high-quality light output, a consistent colour temperature and unmatched durability. Several advanced user settings are available from the unit's on-board GUI and control protocols like DALI, DMX + RDM and Wireless DMX (CRMX + W-DMX). The **EclPendant Jr** was made for several uses - its mounting options include pendant, surface, stem, wall mount, adjustable bracket, and recessed. It's also possible to wire the EclPendant series directly to mains (100-240AC or 48DC) and DMX or DALI through terminal blocks or feed power and DMX using the TrueOne and DMX connections. The fixture has a wide range of optics and accessories available, with an uncompromising approach to flexibility and precision. All the optics are easily changeable on-site, providing a hassle-free user experience. The **EclPendant Jr** has a fan-free thermal design and delivers a powerful and consistent lumen output over a long lifespan.

NOTE: the hanging bracket does not come with the product

VERSIONS

Code	Housing
ECLPENDANTJRFCBK	Black
ECLPENDANTJRFCWH	White

TECHNICAL SPECIFICATION

LIGHT SOURCE

- Source: 100 W RGBWW LEDs
- Luminous flux: 5'099 @full
- Lux: 794 lx @5 m full
- CRI: 94,5 @3200K; 94,8 @5600K
- R9: 94,9 @3200K; 96,1 @5600K
- TLCI: 98@3200K;
- TM30 Rf: 93,6 @3200K; 92,4 @5600K
- TM30 Rg: 105,2 @3200K; 104 @5600K
- Source life expectancy: > 50.000 hrs (L70B10 @Ta 25° C / 77° F)

OPTICS

- Beam angle: 20 °
- Field angle: 40 °
- Lens diameter: 122 mm
- Lens type: fresnel lens
- Other: see available accessories

COLOUR SYSTEM

- Colour mixing: RGB + Warm White
- CCT: CCT control, + / - green correction, tungsten emulation
- Colour wheel: gel filters included
- Macros: several pre-built macros with adjustable speed

DYNAMIC EFFECTS

- Static mode: selection of static dimmer, colors and color temperature
- Manual mode: manual adjustment of colour
- Auto mode: built-in programs with execution speed adjustment

BODY

- Body: sturdy die-cast aluminium body
- Body colour: RAL 9004 or RAL 9010

CONTROL

- Protocols: DALI Type8, DMX512, RDM, CRMX
- DMX channels: UNO / DUO / Basic / Standard / Extended channel
- Wireless Control: included, LumenRadio Timo Fx DMX/RDM compatible with both CRMX (Lumen Radio) and W-DMX (Wireless DMX)
- RDM: RDM for remote monitoring and settings
- Display: Graphic User Interface
- Firmware upgrade: yes, via USB - DMX interface (UPBOXPRO/UPBOX1) not included

MAIN FEATURES

- 100W LED source power, RGB + Warm White, 3,000K, 4,000K or 5,600K with passive cooling
- AC or DC power input. Control via DALI, DMX, RDM, Wireless DMX (CRMX+W-DMX)
- Extensive mounting option possibilities, optics and accessories are all easily changeable

- Other: 16bit control of dimmer and colour

ELECTRONICS

- Dimmer: linear 0 ~ 100% electronic dimmer
- Dimmer curves: 4 selectable dimming modes available
- Strobe / shutter: 1-30 Hz, electronic
- Operating temperature: -10° ~ +45°
- LED Control: flicker free frequency with adjustable PWM
- Selectable PWM: 600 ~ 40.000 Hz

ELECTRICAL

- Mains power supply: 100-240V - 50/60Hz
- Low Voltage DC mains: DC 48V for emergency light use
- Max power consumption: 112 W
- Output (at 230V): 24 units on a single power line
- Power factor: > 0,93
- Inrush current: 110VAC/4.4A, 230VAC/13.9A

PHYSICAL

- IP rating: 20
- Cooling: Heatsink with heat pipes, passive cooling and fan-free
- Suspension and fixing: bracket for hanging and positioning (bracket not included on the product)
- Signal connection: screw terminal block, Amphenol XLR 5p IN/OUT connectors
- Power connection: screw terminal block, Neutrik powerCON TRUE1 IN/OUT connectors
- Low Voltage DC connector: DC 48V through screw terminal block
- Dimensions (WxHxD): 170x321x170 mm
- Weight: 5 kg

CERTIFICATIONS / APPROVALS

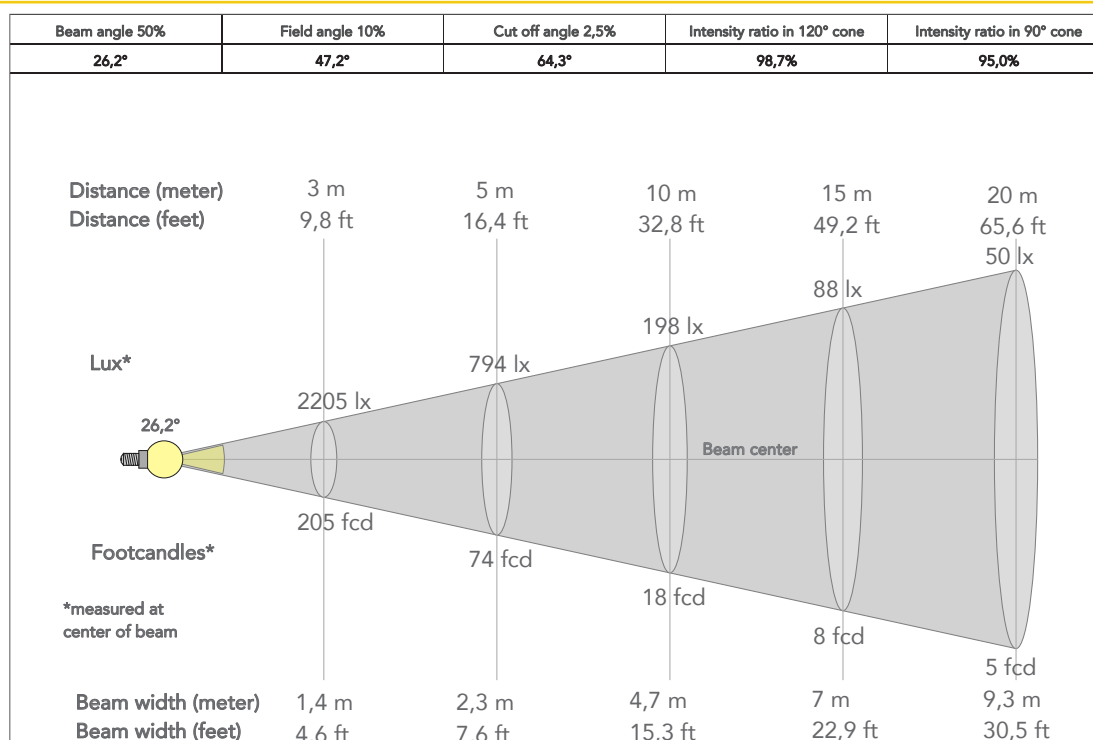
- Certifications / Approvals: CE, UKCA, RCM, cTUVus, FCC

ACCESSORIES & RELATED PRODUCTS

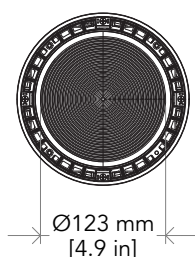
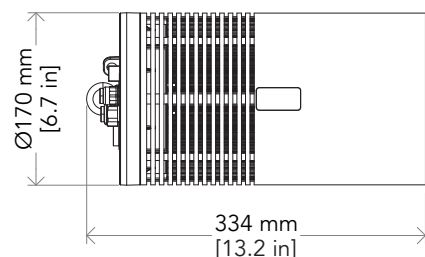
▪ ECLPENDJRLENS20/40/60	ECLPENDANTJR series lens 20°/40°/60°	▪ UPBOX1UP5	Firmware uploader kit, USB IN, 5p XLR DMX OUT, DMX OUT
▪ ECLPENDJRHGBRKBK/WH	Hanging bracket for ECLPENDANTJR series, black/white housing	▪ 9513FXWL03	Ass. 3x2.5mm TH07 cable, 16A 3p 230V CEE plug, MENAC3FXW socket, L.3 m
▪ ECLPENDJRRECKITBK/WH	Ceiling recessed kit for ECLPENDANTJR series, black/white housing	▪ 9533FXWL03	Ass. 3x2.5mm TH07 cable, SHUKO plug, MENAC3FXW socket, L.3m
▪ ECLPENDJRHSNOOTBK/WH	Half snoot for ECLPENDANTJR series, black/white housing	▪ 958225L03	3x2.5mm TH07 Cable, 16A 3p PwCon MXW, 16A 3p PwCon FXW, L. 3m
▪ ECLPENDJRFNSNOOTBK/WH	Full snoot for ECLPENDANTJR series, black/white housing	▪ C6002B	Slim aluminum clamp, 200kg loading, 48-51mm tubes, M10 bolt, Black
▪ ECLPENDJRHLOUVBK/WH	Honeycomb louvre for ECLPENDANTJR series, black/white housing	▪ RSR0630B	Steel security cable for hanging bodies, inox steel shackle, L=60 cm, black
▪ ECLPENDJRCLOUVBK/WH	Concentric louvre for ECLPENDANTJR series, black/white housing	▪ TOUR53415L03	Dmx cable HC5340. CANC5MXX XLR 5p->CANC5FXX XLR (f) 5p, L.3m
▪ ECLPENDWALLBRKBK/WH	Wall mounting bracket for ECLPENDANT and ECLPENDANTJR series, black/white housing		
▪ ECLPENDJCEILKITBK/WH	Ceiling adapter kit for ECLPENDANTJR series, black/white housing		

PRESET FULL ON

Beam angle 50%: 26,2°



TECHICAL DRAWINGS



CERTIFICATIONS / APPROVALS



Conforms to UL STD. 1573
Certified to CSA STD: C22.2 NO. 166

Visit our website
for specifications and
tech documentations

