

Astra Wash7PixIP

Come rain or shine,
unmatched performance

Astra Wash7PixIP

IP65 moving wash light with 7x40W RGBW LED and 4°-56° zoom

ORDER CODE: **ASTRAWASH7PIXIP**



7x40W RGBW
Osram Ostar
LEDs



Virtual colour
wheel with 61
colour presets



Linear CCT control
2.800 K-10.000 K



Tint channel
with +/- 0.25
green correction



Virtual CTO
channel on
RGBW mixing



4° - 56°
motorised
linear zoom



Fx library with 40
built-in dynamic
static pixel macro



Built-in Fx
customizable in:
speed, colours,
dimmer, strobe,
fade, Fx transition



New IP65 body
elements proof
(water & dust)



RDM - DMX -
WDMX - sACN
ART-NET - CRMX
KLINGNET

The **Astra Wash7PIXIP** is an IP65 LED moving wash light, designed in a small and lightweight body, with the same features and performances than its indoor version. This fixture has a 7x40W Osram RGBW LED light source, and an extremely high-efficiency optical system capable of zooming from 4° to 56°, making this luminaire extremely versatile for any application as a beam or wash light. The **Astra Wash7PIXIP** is single pixel controllable, with multiple on-board FX, along with precise and advanced white and colour control, all through DMX/RDM, W-DMX, Art-Net, sACN and Kling-Net.

TECHNICAL SPECIFICATION

LIGHT SOURCE

- Source: 7x40 W RGBW Osram Ostar LEDs
- Luminous flux: (4°) 2'013 lm - (56°) 3'543 lm @full
- Lux: (4°) 18'360 lx - (56°) 364 lx @5 m full
- Source life expectancy: > 50.000 h

OPTICS

- Zoom: 4° - 56° motorised linear zoom
- Lens type: honeycomb gapless plano-convex optics

COLOUR SYSTEM

- Colour mixing: RGBW / FC
- CCT: CCT control, + / - green correction, tungsten emulation
- White presets: 2.800 K ~ 10.000 K
- Colour wheel: virtual colour wheel with macros
- Macros: several pre-built pixel macros with adjustable speed

DYNAMIC EFFECTS

- Control Resolution: 16-bit dimmer
- Pixel patterns: pre-programmed dynamic and static patterns
- FX generator: adjustable foreground/background colour, index, speed, direction
- Special features: linear crossfade channel from any white to any colour; virtual CTO on colours

BODY

- Hardware on-board: sockets for quick-Lock Omega bracket (clamp not included)
- Pan angle: 540°
- Tilt angle: 233°
- Pan/Tilt resolution: 16 bit
- Feedback: automatic repositioning after accidental movement
- Body: weatherproof IP65 construction
- Body colour: RAL 9004

CONTROL

- Protocols: DMX512, RDM, Art-Net, Klingnet, sACN, W-DMX
- DMX channels: main personality 24 / 27 / 39 channel
- Pixel control: OFF, ring and pixel2pixel selectable options
- Wireless Control: included, LumenRadio Timo Fx DMX/RDM compatible with both CRMX (Lumen Radio) and W-DMX (Wireless DMX)
- RDM: RDM for remote monitoring and settings
- Display: LCD high resolution colour display with autoflip
- Firmware upgrade: yes, via USB - DMX interface (UPBOX2) not included

ELECTRONICS

- Dimmer: linear 0 ~ 100% electronic dimmer
- Dimmer curves: 4 selectable dimming modes available
- Strobe / shutter: 1 - 30 Hz, electronic
- Display battery: self-charging battery backup
- Operating temperature: -20° ~ +45°
- LED Control: flicker free operation
- Selectable PWM: 600 ~ 50.000 Hz

ELECTRICAL

- Mains power supply: 100-240V - 50/60Hz
- Max power consumption: 220 W
- Output (at 230V): 13 units on a single power line
- Power factor: > 0,93

PHYSICAL

- IP rating: 65 (*)
- Cooling: forced air with fan
- Suspension and fixing: any position with quick-lock omega brackets
- Signal connection: Seetronic XLR 5p IN/OUT connectors
- Data connection: Seetronic Art-Net RJ45 IN/OUT
- Power connection: Seetronic powerCON TRUE IP65 IN
- Dimensions (WxHxD): 300x424x213 mm
- Weight: 13,2 kg
- (*) NOTE: Suitable for permanent outdoor use, provided installation and maintenance cycles by qualified technicians are carried.

CERTIFICATIONS / APPROVALS

- Certifications / Approvals: CE, UKCA, RCM, cTUVus, FCC

Astra Wash7PixIP

Compact fixture
with a powerful beam

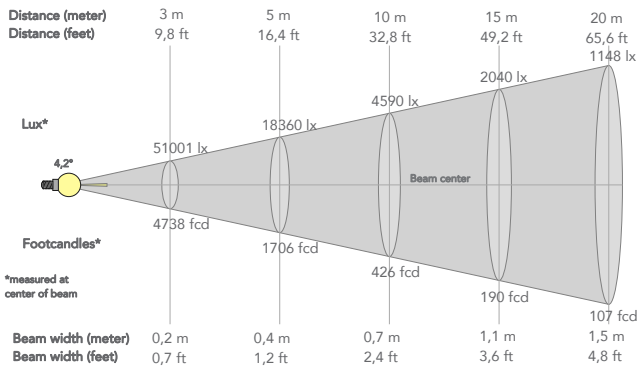
Astra Wash7PixIP

PHOTOMETRICS

PRESET FULL ON

Beam angle 50%: 4°

Beam angle 50%	Field angle 10%	Cut off angle 2,5%	Intensity ratio in 120° cone	Intensity ratio in 90° cone
4,2°	5,5°	6,1°	100,0%	100,0%



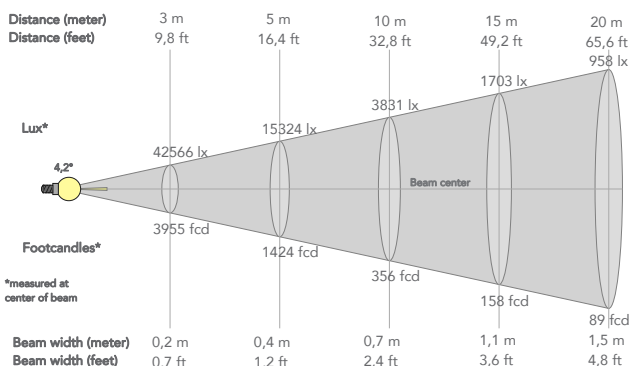
BEAM INTENSITIES AND WIDTHS

Distance	1m	2m	3m	4m	5m	7,5m	10m	15m	20m	25m	30m	40m	50m
Distance	3,3ft	6,6ft	9,8ft	13,1ft	16,4ft	24,6ft	32,8ft	49,2ft	65,6ft	82ft	98,4ft	131,2ft	164ft
Lux	459005lx	114751lx	51001lx	28688lx	18360lx	8160lx	4590lx	2040lx	1148lx	734lx	510lx	287lx	184lx
Footcand.	42643fcd	10661fcd	4738fcd	2665fcd	1706fcd	758fcd	426fcd	190fcd	107fcd	68fcd	47fcd	27fcd	17fcd
Beam wid.	0,1m	0,1m	0,2m	0,3m	0,4m	0,5m	0,7m	1,1m	1,5m	1,8m	2,2m	2,9m	3,7m
Beam wid.	0,2ft	0,5ft	0,7ft	1ft	1,2ft	1,8ft	2,4ft	3,6ft	4,8ft	6ft	7,2ft	9,6ft	12ft

PRESET 4.000 K

Beam angle 50%: 4°

Beam angle 50%	Field angle 10%	Cut off angle 2,5%	Intensity ratio in 120° cone	Intensity ratio in 90° cone
4,2°	5,6°	6,1°	100,0%	100,0%



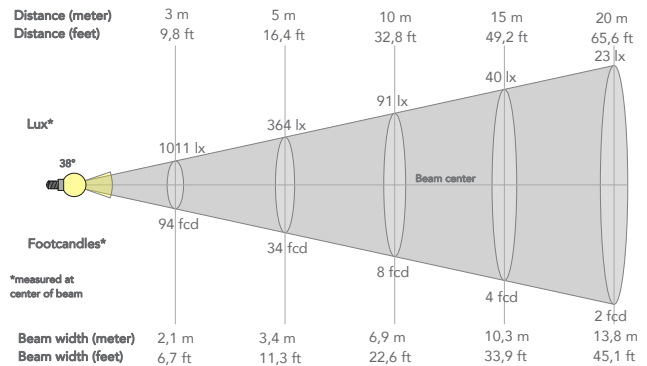
BEAM INTENSITIES AND WIDTHS

Distance	1m	2m	3m	4m	5m	7,5m	10m	15m	20m	25m	30m	40m	50m
Distance	3,3ft	6,6ft	9,8ft	13,1ft	16,4ft	24,6ft	32,8ft	49,2ft	65,6ft	82ft	98,4ft	131,2ft	164ft
Lux	383093lx	95773lx	42566lx	23943lx	15324lx	6811lx	3831lx	1703lx	958lx	613lx	426lx	239lx	153lx
Footcand.	35591fcd	8898fcd	3955fcd	2224fcd	1424fcd	633fcd	356fcd	158fcd	89fcd	57fcd	40fcd	22fcd	14fcd
Beam wid.	0,1m	0,1m	0,2m	0,3m	0,4m	0,6m	0,7m	1,1m	1,5m	1,8m	2,2m	2,9m	3,7m
Beam wid.	0,2ft	0,5ft	0,7ft	1ft	1,2ft	1,8ft	2,4ft	3,6ft	4,8ft	6ft	7,2ft	9,6ft	12ft

PRESET FULL ON

Beam angle 50%: 56°

Beam angle 50%	Field angle 10%	Cut off angle 2,5%	Intensity ratio in 120° cone	Intensity ratio in 90° cone
38°	56,2°	67,6°	99,9%	99,9%



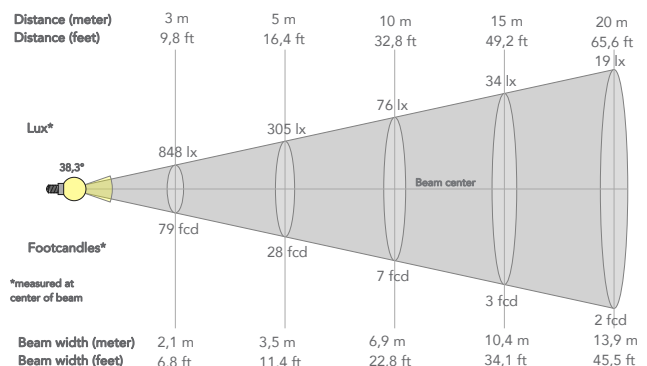
BEAM INTENSITIES AND WIDTHS

Distance	1m	2m	3m	4m	5m	7,5m	10m	15m	20m	25m	30m	40m	50m
Distance	3,3ft	6,6ft	9,8ft	13,1ft	16,4ft	24,6ft	32,8ft	49,2ft	65,6ft	82ft	98,4ft	131,2ft	164ft
Lux	9096lx	2274lx	1011lx	569lx	364lx	162lx	91lx	40lx	23lx	15lx	10lx	6lx	4lx
Footcand.	845fcd	211fcd	94fcd	53fcd	34fcd	15fcd	8fcd	4fcd	2fcd	1fcd	1fcd	0fcd	0fcd
Beam wid.	0,7m	1,4m	2,1m	2,8m	3,4m	5,2m	6,9m	10,3m	13,8m	17,2m	20,6m	27,5m	34,4m
Beam wid.	2,3ft	4,5ft	6,7ft	9ft	11,3ft	16,9ft	22,6ft	33,9ft	45,1ft	56,4ft	67,7ft	90,3ft	112,9ft

PRESET 4.000 K

Beam angle 50%: 56°

Beam angle 50%	Field angle 10%	Cut off angle 2,5%	Intensity ratio in 120° cone	Intensity ratio in 90° cone
38,3°	56,6°	68°	100,0%	100,0%



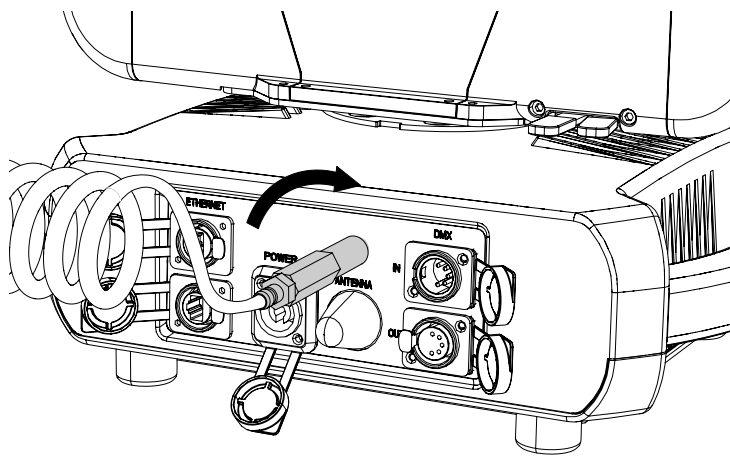
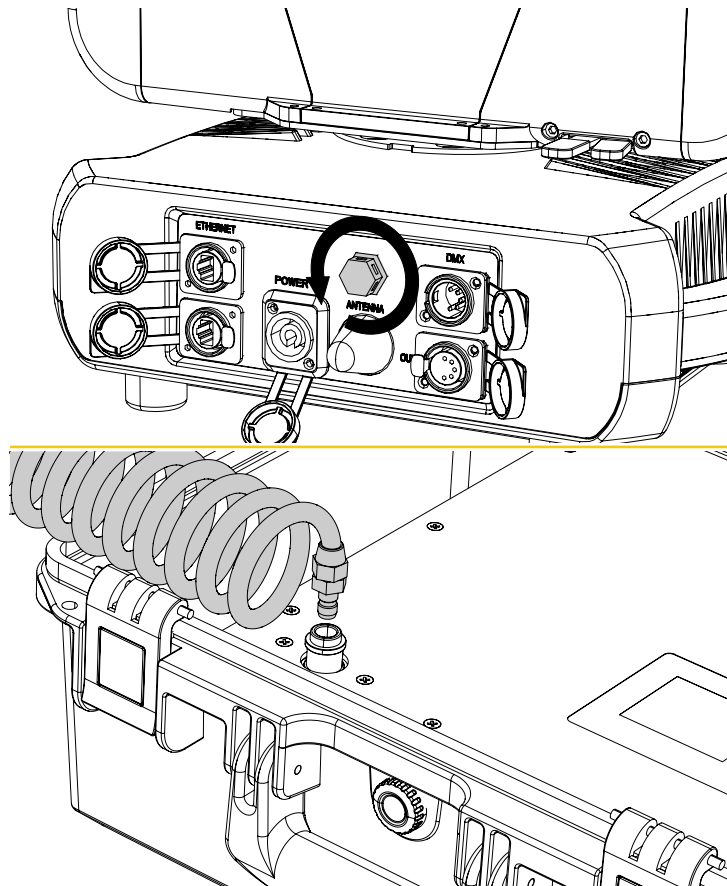
BEAM INTENSITIES AND WIDTHS

Distance	1m	2m	3m	4m	5m	7,5m	10m	15m	20m	25m	30m	40m	50m
Distance	3,3ft	6,6ft	9,8ft	13,1ft	16,4ft	24,6ft	32,8ft	49,2ft	65,6ft	82ft	98,4ft	131,2ft	164ft
Lux	7633lx	1908lx	848lx	477lx	305lx	136lx	76lx	34lx	19lx	12lx	8lx	5lx	3lx
Footcand.	709fcd	177fcd	79fcd	44fcd	28fcd	13fcd	7fcd	3fcd	2fcd	1fcd	1fcd	0fcd	0fcd
Beam wid.	0,7m	1,4m	2,1m	2,8m	3,5m	5,2m	6,9m	10,4m	13,9m	17,3m	20,8m	27,7m	34,7m
Beam wid.	2,3ft	4,6ft	6,8ft	9,1ft	11,4ft	17,1ft	22,8ft	34,1ft	45,5ft	56,9ft	68,3ft	91ft	113,8ft

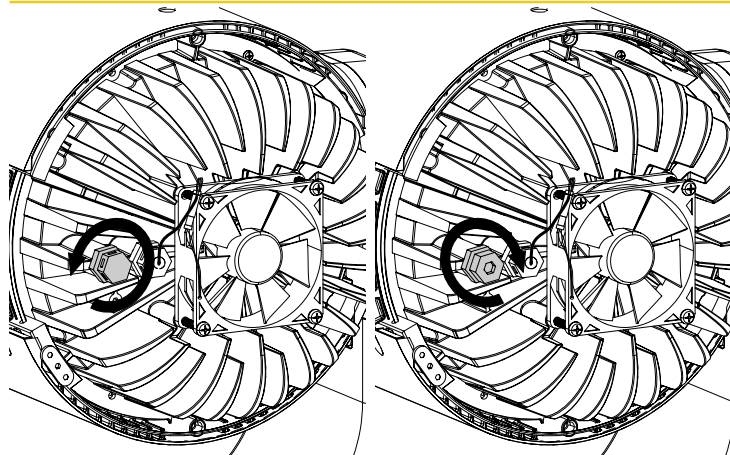
Astra Wash7PixIP

THE NEW IP TEST BOX

PROLIGHTS has developed a portable IP tester which will be available for sale. This tool allows to test the IP rating after service for the Astra Wash7PixIP and any other future IP products.



You can run internal test programs for IP65 - IP66 - IP67 - IP68 . It tests both vacuum (sucking the air) and pressure (pushing air) over a certain duration according to the type of test chosen.



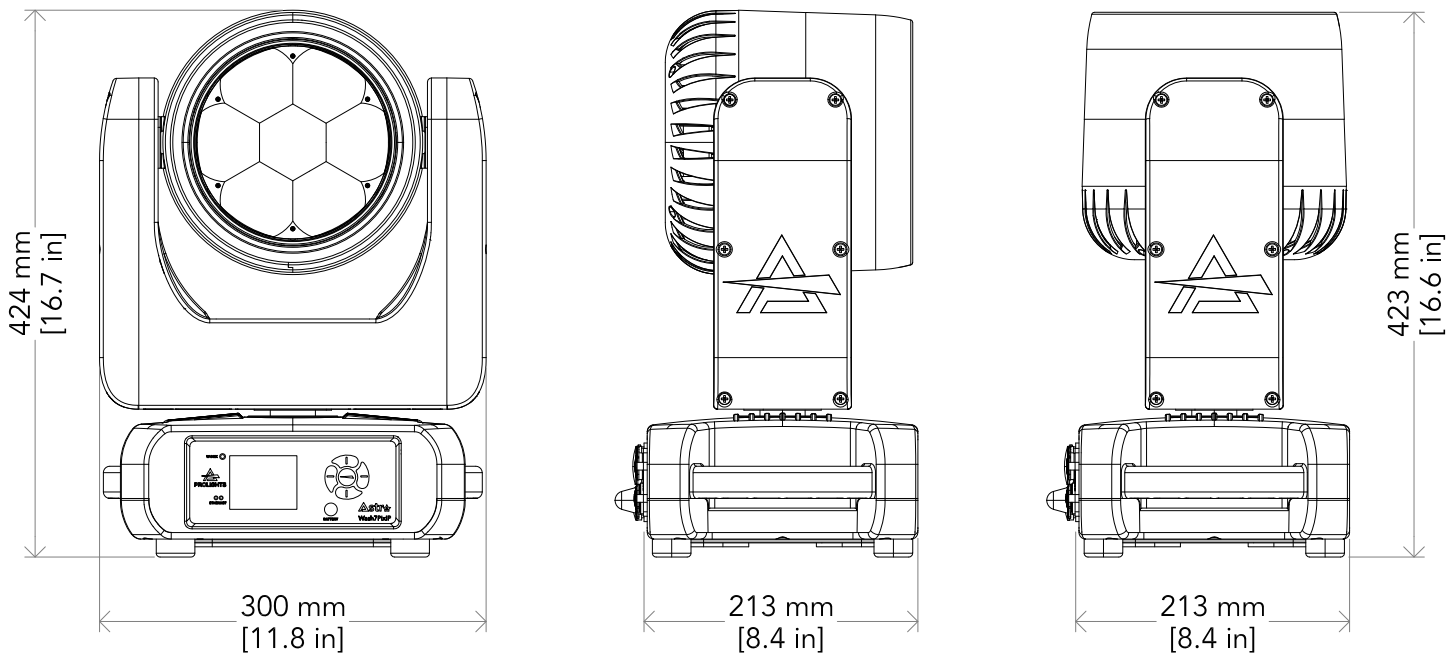
Astra Wash7PixIP

ACCESSORIES

▪ 9313FXWL03	Ass. 3x2.5mm TH07 cable, 16A 3p 230V CEE plug, SETSAC3FX socket, L.3 m
▪ 9333FXWL03	Ass. 3x2.5mm TH07 cable, SHUKO plug, SETSAC3FX socket, L.3m
▪ 938225L03	3x2.5mm TH07 Cable, 16A SETSAC3MX, 16A SETSAC3FX, L. 3m
▪ C6002B	Slim aluminum clamp, 200kg loading, 48-51mm tubes, M10 bolt, Black
▪ FCLASTRAW7PIXIP	Flight case for 6 pcs of ASTRAWASH7PIXIP
▪ INF53415L03	Dmx cable HC5340. SETMC5MXXB XLR 5p->SETMC5FXXB XLR (f) 5p L.3m
▪ RSR0630B	Steel security cable for hanging bodies, inox steel shackle, L=60 cm, black
▪ WSBBF1G5	BlackBox F-1 G5 transmitter, 2,45GHz & 5.2/5,8 GHz, DMX/RDM, 512Ch
▪ WSBBF1G6	BlackBox F-1 G6 transrec, 512ch, 2.45GHz, DMX&RDM,Bluetooth,G3,G4,G4S, G5, CRMX
▪ WSBBR512G5	BlackBox R-512 G5 receiver 512Ch, 2.45GHz & 5.8GHz, DMX/RDM optional
▪ WSBBR512G6	BlackBox R-512 G6 receiver 512Ch, 2.45GHz,DMX&RDM,Bluetooth,G3,G4,G4S,G5,CRMX
▪ OSIP	IP65 quick-lock omega bracket compatible with IP65 moving heads
▪ IPTESTBOX	Portable vacuum and pressure tester for ProLights IP fixtures
▪ UPBOX2P5	Firmware uploader kit, USB IN, 5-pin XLR DMX OUT

Astra Wash7PixIP

TECHNICAL DRAWINGS



WEIGHT: 13,2 kg / 29.10 lb

PACKAGE CONTENT

- 1 x **ASTRAWASH7PIXIP**
- 1 x 1,5 meters power cable
(BARE END - SEETRONIC IP65 power connector)
- 2 x OSIP
- 1 x Antenna
- User Manual

CERTIFICATIONS / APPROVALS



Conforms to UL STD. 1573
Certified to CSA STD: C22.2 NO. 166

Visit our website
for specifications and
tech documentations

