

Pixie WashXB

280W single lens RGB and warm white moving wash luminaire

ORDER CODE: **PIXIEWASHXB**



Pixie WashXB reinvents the concept of the moving LED wash light, bringing together the classic styling of a traditional wash luminaire and applying the very latest innovations in the field of LED technology. The large frontal plano-convex lens delivers a stunning level of brightness and an exceptional zoom range with a 1:8 ratio, combined with a proprietary 280W RGB and warm white LED module delivering a high-quality white reproduction with high CRI and TLCI parameters as well as an extremely precise colour tuning. **Pixie WashXB** is an ideal solution for any application where users want a superior light quality but without the view of multi-cell fixtures. Being compact, fast and silent, the **Pixie WashXB** offers unprecedented flexibility and is ideal for use in theatres, TV, corporate and festivals.

MAIN FEATURES

- 280W proprietary RGB and warm white LED delivering high CRI, TLCI, TM30 values
- 7,6° to 43° linear zoom with superior evenness
- Art-net and WDMX on-board

TECHNICAL SPECIFICATION

LIGHT SOURCE

- Source: 280W RGB + Warm White LED
- CCT: @full 6.000K
- Luminous flux: (7,6°) 2'888 lm - (43°) 3'038lm @full
- Lux: (7,6°) 6'631 lx - (43°) 532lx @5 m full
- CRI: 96 @3.200 K; 93 @5.600 K
- R9: 92 @3.200 K; 92,7 @5.600 K
- TLCI: 84 @3.200 K; 84 @5.600 K
- TM30 Rf: 91 @3.200 K; 91 @5.600 K
- TM30 Rg: 104 @3.200 K; 105 @5.600 K
- Source life expectancy: > 70.000 h

OPTICS

- Zoom: 7,6° - 43° motorised linear zoom
- Lens diameter: 125mm
- Lens type: high-quality glass lens optics

COLOUR SYSTEM

- Colour mixing: RGB + Warm White
- CCT: CCT control, + / - green correction, tungsten emulation
- White presets: 2.800 K - 8.000K
- Colour wheel: virtual colour wheel with macros
- Macros: several pre-built macros with adjustable speed

DYNAMIC EFFECTS

- Special features: linear crossfade channel from any white to any colour; virtual CTO on colours

BODY

- Hardware on-board: sockets for quick-Lock Omega bracket (clamp included)
- Pan angle: 540°
- Tilt angle: 250°
- Pan/Tilt resolution: 8/16bit
- Feedback: automatic repositioning after accidental movement
- Body: aluminium die-casting
- Body colour: black

ACCESSORIES & RELATED PRODUCTS

- | | |
|------------------|---|
| • 9313FXWL03 | Ass. 3x2.5mm TH07 cable, 16A 3p 230V CEE plug, SETSAC3FX socket, L.3 m |
| • 9333FXWL03 | Ass. 3x2.5mm TH07 cable, SHUKO plug, SETSAC3FX socket, L.3m |
| • 938225L03 | 3x2.5mm TH07 Cable, 16A SETSAC3MX, 16A SETSAC3FX, L. 3m |
| • C6016B | Quick-trigger slim clamp, 250Kg load, 48-51mm tubes, M10 bolt incl, Black |
| • FCLPIXIEWASHXB | Flight case for 4 pcs of PIXIEWASHXB |
| • OS24 | Quick-lock omega bracket. |
| • RSR0630B | Steel security cable for hanging bodies, inox steel shackle, L=60 cm, black |

CONTROL

- Protocols: DMX512, RDM, Art-Net, W-DMX
- DMX channels: 13 / 15 / 16 / 18 / 22 / 23 / 27channel
- Wireless Control: included, wireless solution receiver
- RDM: RDM for remote monitoring and settings
- Display: LCD high resolution colour display with autoflip
- Firmware upgrade: yes, via USB - DMX interface (UPBOX1) not included

ELECTRONICS

- Dimmer: linear 0 ~ 100% electronic dimmer
- Dimmer curves: selectable dimming modes available
- Strobe / shutter: 1 - 30 Hz, electronic
- Display battery: self-charging battery backup
- Operating temperature: -10° ~ +45°
- LED Control: flicker free frequency with adjustable PWM

ELECTRICAL

- Mains power supply: 100-240V - 50/60Hz
- Max power consumption: 240W
- Output (at 230V): 8 units on a single power line
- Power factor: >0,95

PHYSICAL

- IP rating: 20
- Cooling: combination of heat pipe cooling system and low noise fan
- Suspension and fixing: any position with quick-lock omega brackets
- Signal connection: Amphenol XLR 5p IN/OUT connectors
- Data connection: Art-Net RJ45 IN/OUT
- Power connection: Seetronic powerCON waterproof IN/OUT connectors
- Dimensions (WxHxD): 308x448x230mm
- Weight: 13,6kg

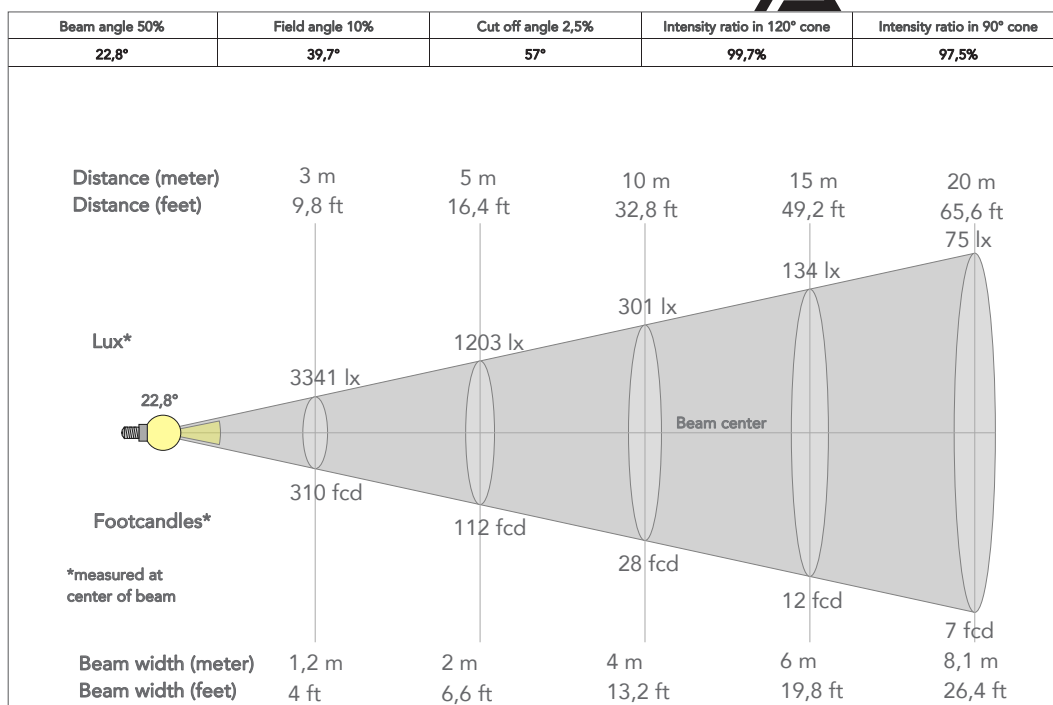
CERTIFICATIONS / APPROVALS

- Certifications / Approvals: CE, UKCA, RCM, cTUVus, FCC

- | | |
|----------------|---|
| • TOUR53415L03 | Dmx cable HC5340. CANS5MXX XLR 5p->CANS5FXX XLR (f) 5p, L.3m |
| • UPBOX1U | Firmware uploader kit, USB IN, 3pin XLR DMX OUT, USB OUT |
| • WSBBF1G5 | BlackBox F-1 G5 transmitter, 2,45GHz & 5.2/5,8 GHz, DMX/ RDM, 512Ch |
| • WSBBF1G6 | BlackBox F-1 G6 transrec, 512ch, 2.45GHz, DMX&RDM,Bluetooth,G3,G4,G4S, G5, CRMX |
| • WSBBR512G5 | BlackBox R-512 G5 receiver 512Ch, 2.45GHz & 5.8GHz, DMX/ RDM optional |
| • WSBBR512G6 | BlackBox R-512 G6 receiver 512Ch, 2.45GHz,DMX&RDM,Bluetooth,G3,G4,G4S,G5,CRMX |

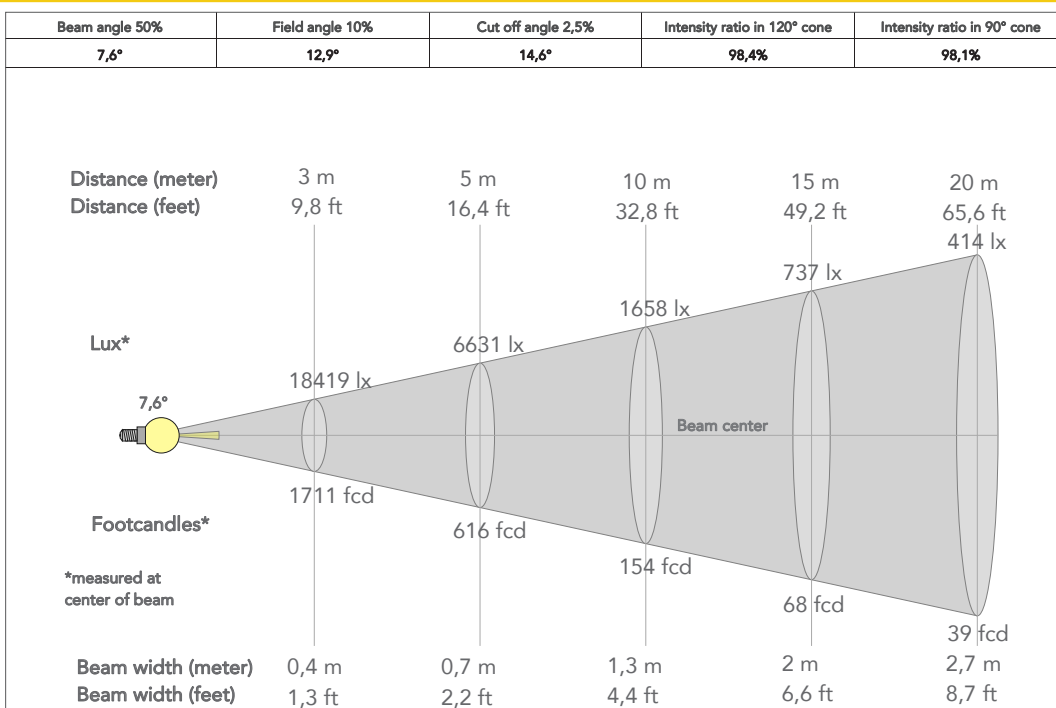
PRESET FULL ON

Beam angle 50%: 7,6°

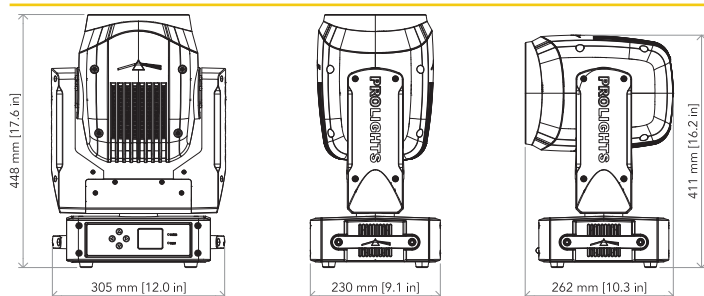


PRESET FULL ON

Beam angle 50%: 43°



TECHNICAL DRAWINGS



CERTIFICATIONS / APPROVALS



Conforms to UL STD. 1573
Certified to CSA STD: C22.2 NO. 166

Visit our website
for specifications and
tech documentations

