

EclMini DAT

18W White LED Gallery light, with data control (DMX, DALI T6, knob-dimming)

ORDER CODE: **ECLMINIDAT**



The **EclMini** is a range of ultra-compact, low-profile LED spotlights, designed for galleries, retail or any hospitality venue.

There are several control options, sources, and optics available to fit any application.

The **EclMini DAT** is configurable and addressed through RDM and includes a broad set of on-board control options: DMX, DALI Type 6 or local knob dimming control.

The **EclMini DAT** includes a high-efficiency 18W white, high CRI LED source, available in 2,700K, 3,000K, 4,000K, 5,600K variants, with a wide choice of optics and accessories available, making it truly a multi-purpose fixture.

MAIN FEATURES

- Data control through RDM, DMX, DALI Type 6 and local knob dimming
- 18W High-CRI White LED available in 2,700K, 3,000K, 4,000K, 5,600K versions, black and white housing
- Multiple lens options: 19° / 26° / 36° / 50° profile or zoomable 15°-30° or 25°-50° wash optics

VERSIONS

Code	CCT	Housing
ECLMINIDAT27KB/W	2,700K	Black/White
ECLMINIDAT30KB/W	3,000K	Black/White
ECLMINIDAT40KB/W	4,000K	Black/White
ECLMINIDAT56KB/W	5,600K	Black/White

TECHNICAL SPECIFICATION

LIGHT SOURCE

- Source: 18W White COB LED
- CCT: 2.700K - 3.000K - 4.000K - 5.600
- Luminous flux: (3.000K) (19°) 1.134 lm - (26°) 1.130 lm - (36°) 1.144 lm - (50°) 1.105 @full
- Luminous flux: (5.600K) (19°) 1.230 lm - (26°) 1.250 lm - (36°) 1.251 lm - (50°) 1.212 lm @full
- Lux: (3.000K) (19°) 588 lx - (26°) 334 lx - (36°) 184 lx - (50°) 98lx @5 m full
- Lux: (5.600K) (19°) 632 lx - (26°) 363 lx - (36°) 193 lx - (50°) 105lx @5 m full
- CRI: 93 @2.700 K; 92 @3.000 K; 89@4.000 K; 93 @5.600 K
- TLCI: 84 @2.700 K; 87 @3.000 K; 89 @4.000 K; 95 @5.600 K
- TM30 Rf: > 89 @2.700 K; 3.000 K; 4.000 K; > 93 @5.600 K
- TM30 Rg: > 102 @2.700 K; 3.000 K; 4.000 K; 5.600 K
- Source life expectancy: > 50.000 hrs (L70B10 @Ta 25° C / 77° F)

OPTICS

- Optics: (profile lens - optional) 19°, 26°, 36°, 50° - gobo holder included
- Zoom: (wash lens - optional) 15° ~ 30° or 25° ~ 50°
- Other: 360° lens rotation - optional 360° rotating barndoors and gel frame holder
- Other: (profile lens - optional) gobo holder size E, outer: 37,3 mm - image: 24 mm - thickness: 1,1 mm

DYNAMIC EFFECTS

- Control Resolution: 16-bit dimmer
- Static mode: selection of static dimmer
- Manual mode: manual adjustment of dimmer and strobe

BODY

- Hardware on-board: lockable tilt with screw
- Body: aluminium die-casting
- Body colour: RAL 9004 or RAL 9003
- Other: cable not included - Cable diameter range: 6 - 10 mm

ACCESSORIES & RELATED PRODUCTS

- | | |
|-----------------------|---|
| • C6002B | Slim aluminum clamp, 200kg loading, 48-51mm tubes, M10 bolt, Black |
| • RSR0630B | Steel security cable for hanging bodies, inox steel shackle, L=60 cm, black |
| • ECLMINIWASHL1530B/W | Zoomable Wash Lens 15-30° for EclMini, black/white |
| • ECLMINIWASHL2550B/W | Zoomable Wash Lens 25-50° for EclMini, black/white |
| • MINIECLL19/26/36/50 | Optics for MINIECL profiler, gobo holder included, 19°/26°/36°/50° beam |

CONTROL

- Protocols: Local Knob, DMX, DALI Type6, RDM
- DMX channels: 1 / 2 / 3 / 4channel
- RDM: RDM for remote monitoring and settings
- Firmware upgrade: yes, via USB - DMX interface (UPBOXPRO/UPBOX1) not included

ELECTRONICS

- Dimmer: linear 0 ~ 100% electronic dimmer
- Dimmer curves: 4 selectable dimming modes available
- Strobe / shutter: 1 - 30 Hz, electronic
- LED Control: flicker free operation
- Selectable PWM: 600 ~ 25.000 Hz

ELECTRICAL

- Mains power supply: 100-240V - 50/60Hz
- Max power consumption: 25W
- Output (at 230V): 68 units on a single power line
- Power factor: > 0,90
- Inrush current: 110VAC/6A, 230VAC/10.25A

PHYSICAL

- Operating Temperature: -10° ~ +45°
- IP rating: 20
- Cooling: passive cooling and fan-free
- Suspension and fixing: track / hanging / ceiling installation
- Data connection: screw terminal blocks
- Power connection: screw terminal blocks
- Dimensions (WxHxD): 126x170x95mm / 4.96"x6.69"x3.74"
- Weight: 1,15kg / 2.54lbs

CERTIFICATIONS / APPROVALS

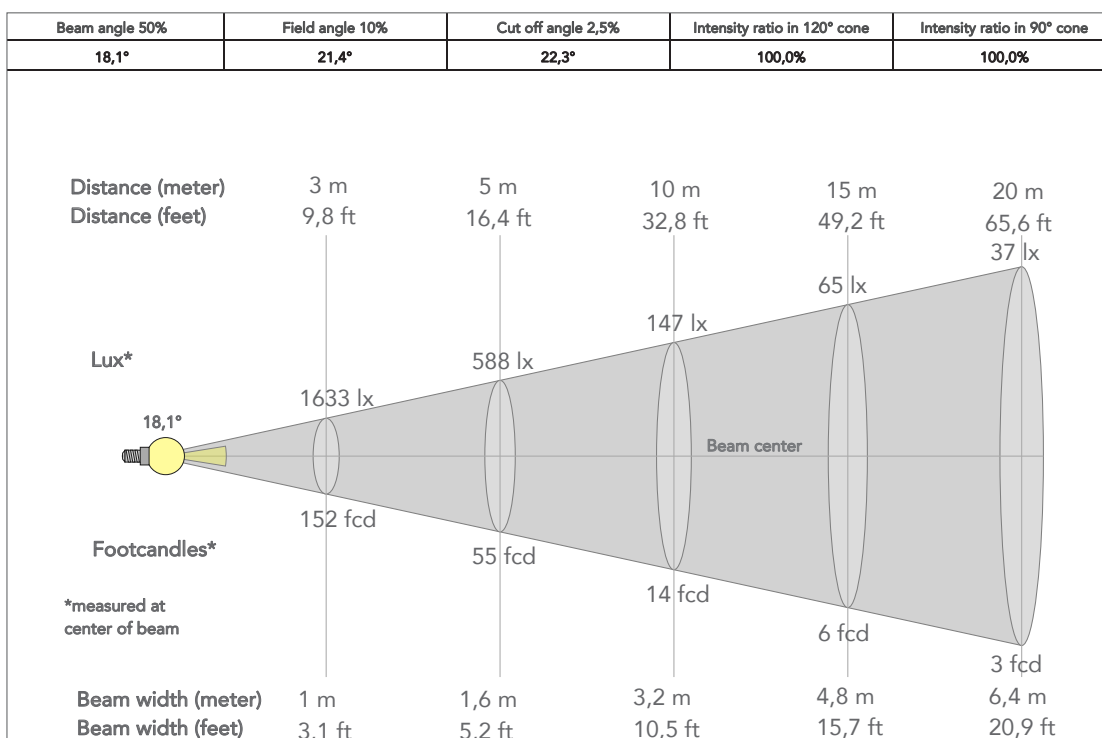
- Certifications / Approvals: CE, UKCA, RCM, cTUVus, FCC

- | | |
|-------------------------|--|
| • MINIECLTRL19/26/36/50 | Optics for MINIECLTR profiler, gobo holder included, 19°/26°/36°/50° beam |
| • ECLMINIHSSNOOTB/W | Half Snoot for EclMini, black/white |
| • ECLMINIFSNOOTB/W | Full Snoot for EclMini, black/white |
| • ECLMINILOUVREB/W | Anti-glare louvre for EclMini, black/white |
| • ECLMINIBDNFFB/W | Barndoor and filter frame (compatible with Wash Lenses) for EclMini, black/white |

PRESET FULL ON 3,000K

Beam angle 50%: 19°

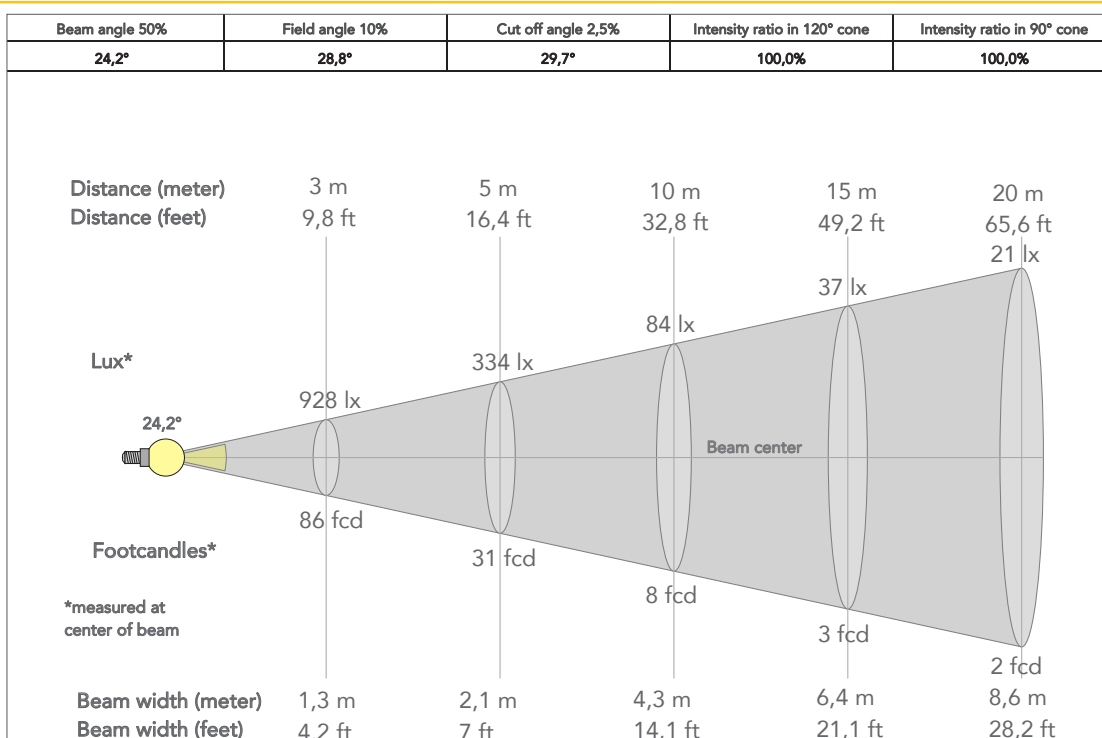
Profile lens



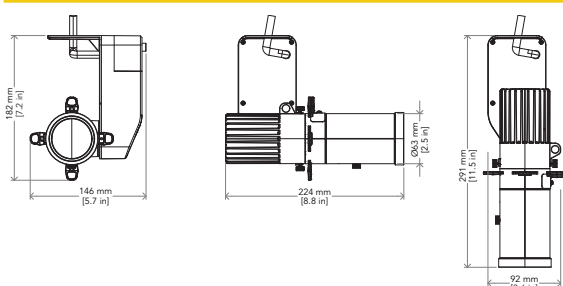
PRESET FULL ON 3,000K

Beam angle 50%: 26°

Profile Lens



TECHICAL DRAWINGS



CERTIFICATIONS / APPROVALS



Conforms to UL STD. 1573
Certified to CSA STD: C22.2 NO. 166

Visit our website
for specifications and
tech documentations

