

EclMini CC

18W White LED gallery light, constant current. Connects to an external PSU and driver



The **EclMini** is a range of ultra-compact, low-profile LED spotlights, designed for galleries, retail or any hospitality venue. There are several control options, sources, and optics available to fit any application. The **EclMini CC** connects to an external Constant Current PSU and driver (max 500mA/36V). PROLIGHTS accessories are available or, alternatively, the use any third-party compatible components is possible, leaving to system integrators to install these spotlights in venues with their own wiring distribution and control. The **EclMini CC** includes a high-efficiency 18W white, high CRI LED source, available in 2,700K, 3,000K, 4,000K, 5,600K variants, with a wide choice of optics and accessories available, making it a multi-purpose fixture.

MAIN FEATURES

- Constant Current version, connects to an external PSU and driver (max 500 mA/36V)
- 18W High-CRI White LED available in 2,700K, 3,000K, 4,000K, 5,600K versions, black and white housing
- Multiple lens options: 19° / 26° / 36° / 50° profile or zoomable 15-30° or 25-50° wash optics

VERSIONS

Code	CCT	Housing
ECLMINICC27KB/W	2,700K	Black/White
ECLMINICC30KB/W	3,000K	Black/White
ECLMINICC40KB/W	4,000K	Black/White
ECLMINICC56KB/W	5,600K	Black/White

TECHNICAL SPECIFICATION

LIGHT SOURCE

- Source: 18 W White COB LED
- CCT: 2.700K - 3.000K - 4.000K - 5.600
- Luminous flux: (3.000K) (19°) 1.134 lm - (26°) 1.130 lm - (36°) 1.144 lm - (50°) 1.105
- Luminous flux: (5.600K) (19°) 1.230 lm - (26°) 1.250 lm - (36°) 1.251 lm - (50°) 1.212 lm @full
- Lux: (3.000K) (19°) 588 lx - (26°) 334 lx - (36°) 184 lx - (50°) 98 lx
- Lux: (5.600K) (19°) 632 lx - (26°) 363 lx - (36°) 193 lx - (50°) 105 lx
- CRI: 93 @2.700 K; 92 @3.000 K; 89@4.000 K; 93 @5.600 K
- R9: TBD
- TLCI: 84 @2.700 K; 87 @3.000 K; 89 @4.000 K; 95 @5.600 K
- TM30 Rf: > 89 @2.700 K; 3.000 K; 4.000 K; > 93 @5.600 K
- TM30 Rg: > 102 @2.700 K; 3.000 K; 4.000 K; 5.600 K
- Source life expectancy: > 50.000 hrs (L70B10 @Ta 25° C / 77° F)

OPTICS

- Optics: (profile lens - optional) 19°, 26°, 36°, 50° - gobo holder included
- Zoom: (wash lens - optional) 15° ~ 30° or 25° ~ 50°
- Other: 360° lens rotation - optional 360° rotating barndoors and gel frame holder
- Other: (profile lens - optional) gobo holder size E, outer: 37,3 mm - image: 24 mm - thickness: 1,1 mm

BODY

- Hardware on-board: lockable tilt with screw
- Body: aluminium die-casting
- Body colour: RAL 9004 or RAL 9003
- Other: 1m cable included - Cable diameter range: 6 - 10 mm

ELECTRICAL

- Constant Current mains: max 500mA/36V
- Max power consumption: 18 W
- Output (at 230V): 40 units on a single power line
- Inrush current: 110VAC/5.5A, 230VAC/10A

PHYSICAL

- Operating Temperature: -10° ~ +45°
- IP rating: 20
- Cooling: passive cooling and fan-free
- Suspension and fixing: track / hanging / ceiling installation
- Data connection: screw terminal blocks
- Dimensions (WxHxD): 103x170x103 mm
- Weight: 1 kg

CERTIFICATIONS / APPROVALS

- Certifications / Approvals: CE, UKCA, RCM, cTUVus, FCC

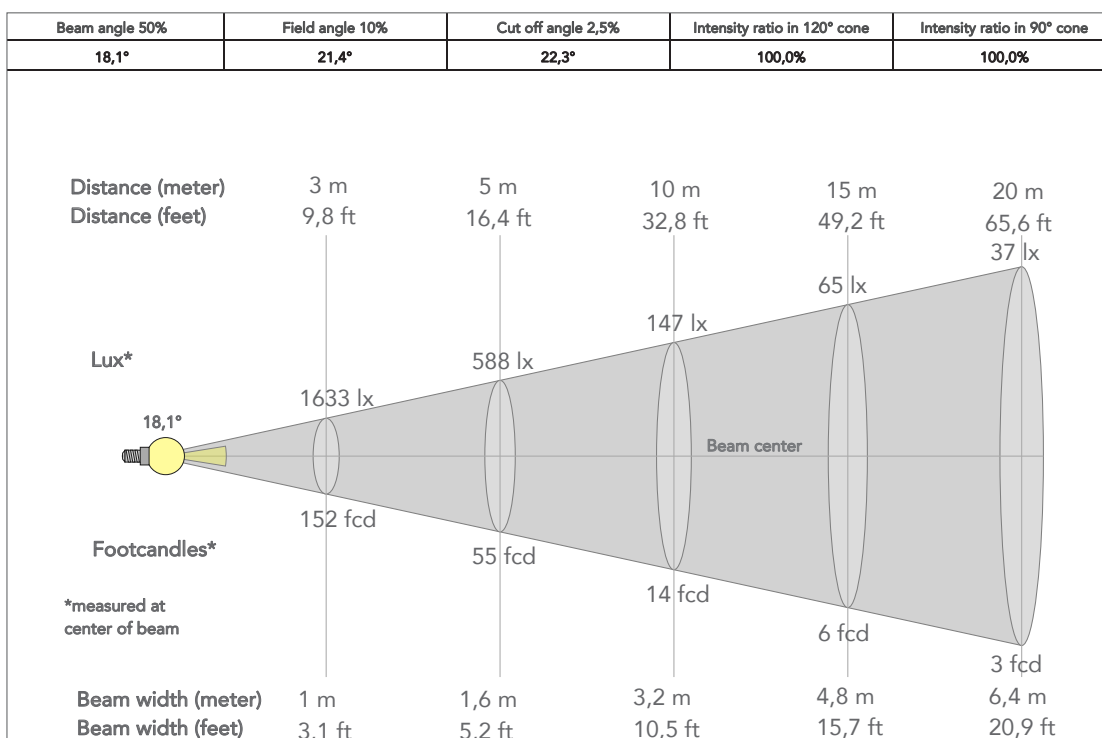
ACCESSORIES & RELATED PRODUCTS

▪ C6002B	Slim aluminum clamp, 200kg loading, 48-51mm tubes, M10 bolt, Black	▪ MINIECLTRL19/26/36/50	Optics for MINIECLTR profiler, gobo holder included, 19°/26°/36°/50° beam
▪ RSR0630B	Steel security cable for hanging bodies, inox steel shackle, L=60 cm, black	▪ ECLMINIHNSNOOTB/W	Half Snoot for EclMini, black/white
▪ ECLMINIWASHL1530B/W	Zoomable Wash Lens 15-30° for EclMini, black/white	▪ ECLMINIFNSNOOTB/W	Full Snoot for EclMini, black/white
▪ ECLMINIWASHL2550B/W	Zoomable Wash Lens 25-50° for EclMini, black/white	▪ ECLMINILOUVREB/W	Anti-glare louvre for EclMini, black/white
▪ MINIECLL19/26/36/50	Optics for MINIECL profiler, gobo holder included, 19°/26°/36°/50° beam	▪ ECLMINIBDNFFB/W	Barn door and filter frame (compatible with Wash Lenses) for EclMini, black/white

PRESET FULL ON 3,000K

Beam angle 50%: 19°

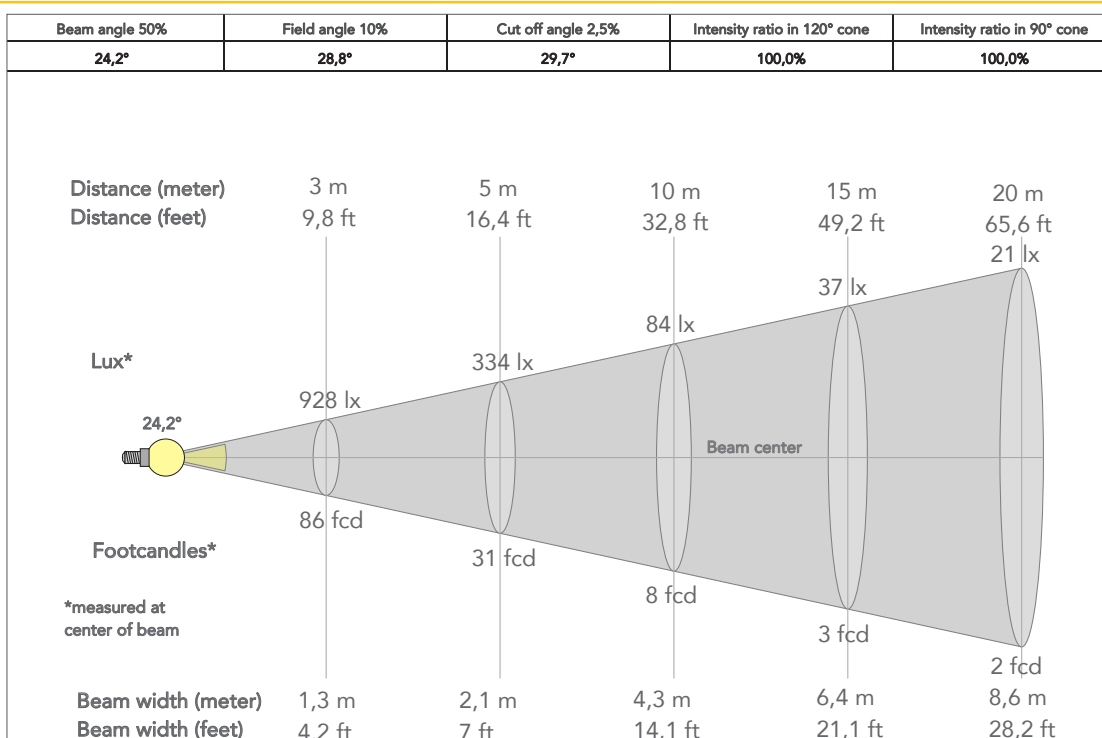
Profile lens



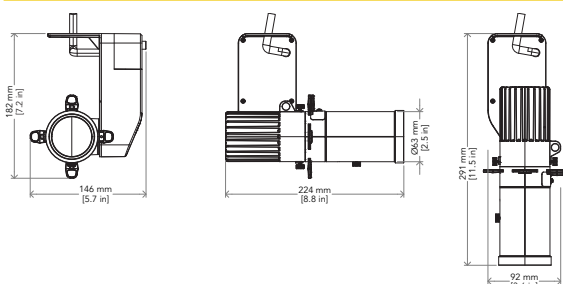
PRESET FULL ON 3,000K

Beam angle 50%: 26°

Profile Lens



TECHICAL DRAWINGS



CERTIFICATIONS / APPROVALS



Conforms to UL STD. 1573
Certified to CSA STD: C22.2 NO. 166

Visit our website
for specifications and
tech documentations

