

EclDisplay CCFC

40W RGB+WW LED gallery light, Tunable White and Full Colour, constant current
to be connected to external PSU & Driver



EclDisplay CCFC
+
ECLDISPPRZL2040 (optional)



EclDisplay CCFC
+
ECLDISPWASH1530 (optional)



40W RGB + Warm White LED



Constant current external driver



NO electronic on board



(Wash lens - optional) 15° ~ 30° / 25° ~ 50° manual



(Profile lens - optional) 20° ~ 40° manual



Shutter blades lockable (profile lens only)



360° rotation of lens and framing system



360° rotating barndoors and gel frame holder



Lockable tilt with screw



Hanging / ceiling installation



IP 20 for indoor use



RAL 9004 (black standard) - RAL 9010 (white standard)



RAL custom (colour on demand)

EclDisplay is a range of revolutionary and flexible LED spotlights designed for galleries, retail and any public venue where an advanced but classical looking fixture is needed, with several control options, sources and optic versions available to precisely meet any application.

The **EclDisplay CCFC** is the version of the **EclDisplay** range made to be connected to an external Constant Current PSU and driver (max 4 x 1.4A/4.5V), selecting among the PROLIGHTS accessories or any third-party compatible component, leaving to System Integrators to install this luminaire in venues with their own wiring distribution and control. **EclDisplay CCFC** includes a high-efficiency 40W RGB + Warm White LED capable of delivering both a Full Colour spectrum and also tuneable White, and it is completed with a wide selection of optional zoomable profile or wash lenses, and other optical accessories like louvres and snoots, making it a truly a multi-purpose fixture.

MAIN FEATURES

- Constant Current version to be connected to external PSU and driver (max 4 x 1.4A/4.5V)
- 40W RGB + Warm White LED capable to deliver both a Full Colour generation and also Tunable White
- Multiple lens options: zoomable profile or wash optics

VERSIONS

| Code | Housing |
|-----------------|---------|
| ECLDISPLAYCCFCB | Black |
| ECLDISPLAYCCFCW | White |



Conforms to UL STD. 1573
Certified to CSA STD: C22.2 NO. 166

Visit our website
for specifications and
tech documentations





PRODUCT SPECIFICATIONS

LIGHT SOURCE

- Source: 40 W RGB + Warm White LED
- Luminous flux: (profile - 20°) 366 lm - (profile - 40°) 325 lm; (wash 2550 - min) 308 lm - (wash 2550 - max) 407 lm; (wash 1530 - min) 309 lm - (wash 1530 - max) 343 @full
- Lux: (profile - 20°) 194 lx - (profile - 40°) 42 lx; (wash 2550 - min) 49 lx - (wash 2550 - max) 20 lx; (wash 1530 - min) 119 lx - (wash 1530 - max) 58 lx @5 m full
- Source life expectancy: > 50.000 hrs (L70B10 @Ta 25° C / 77° F)

OPTICS

- Zoom: (wash lens - optional) 15° ~ 30° or 25° ~ 50° - (profile lens - optional) 10° ~ 20° or 20° ~ 40° or fix 8°
- Other: 360° lens rotation - shutter blades lockable - optional 360° rotating barndoors and gel frame holder
- Other: (profile lens) shutter blades lockable
- Other: (profile lens - optional) manual rotating gobo holder size E, outer: 37 mm - image: 23 mm - thickness: max 3 mm

COLOUR SYSTEM

- Colour mixing: RGB + Warm White

BODY

- Hardware on-board: lockable tilt with screw
- Body: aluminium die-casting
- Body colour: RAL 9004 or RAL 9010
- Other: 1m cable included - Cable diameter range: 6 - 10 mm

ELECTRICAL

- Constant Current mains: max 4 x 1.4A/4.5V
- Max power consumption: 30 W
- Output (at 230V): 40 units on a single power line
- Inrush current: 110VAC/5.5A, 230VAC/10A

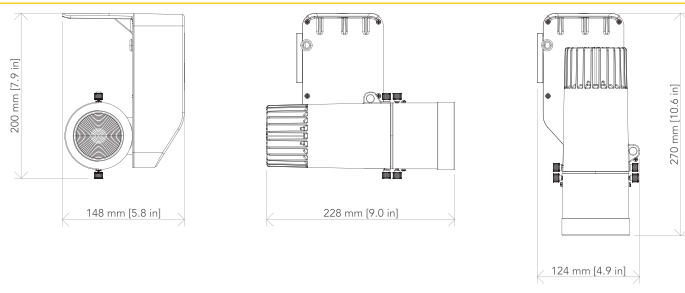
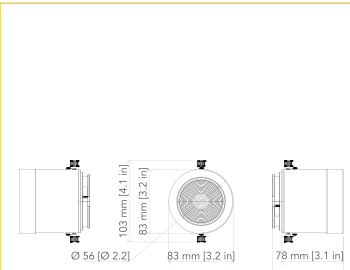
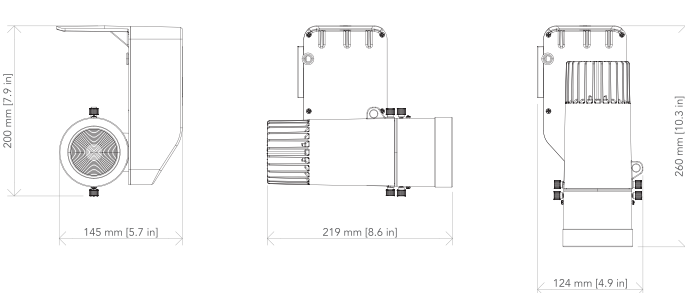
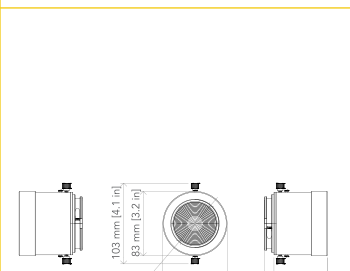
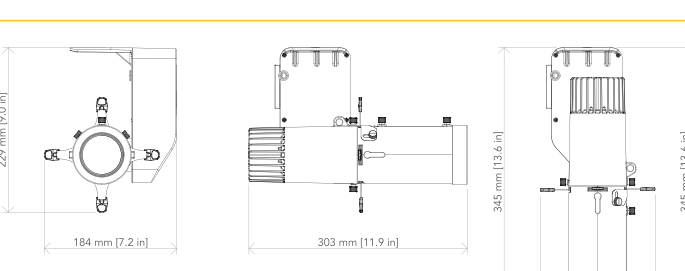
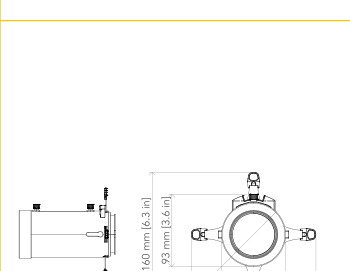
PHYSICAL

- Operating Temperature: -10° ~ +45°
- IP rating: 20
- Cooling: passive cooling and fan-free
- Suspension and fixing: hanging / ceiling installation
- Data: screw terminal blocks
- Dimensions (WxHxD): 124X200x150 mm
- Weight: 1,15 kg

CERTIFICATIONS / APPROVALS

- Certifications / Approvals: CE, UKCA, RCM, cTUVus, FCC

TECHNICAL DRAWINGS

| | |
|--|--|
|  <p>Weight: 2.1 kg - 4.63 lbs</p> <p>ECLDISPLAYUNFC with ECLDISPWASHL1530</p> |  <p>ECLDISPWASHL1530</p> |
|  <p>Weight: 2.08 kg - 4.60 lbs</p> <p>ECLDISPLAYUNFC with ECLDISPWASHL2550</p> |  <p>ECLDISPWASHL2550</p> |
|  <p>Weight: 2.27 kg - 5 lbs</p> <p>ECLDISPLAYUNFC with ECLDISPPRZL2040</p> |  <p>ECLDISPPRZL2040</p> |

ACCESSORIES

| | |
|--|---|
| <ul style="list-style-type: none"> ECLDISPPRL08B/W ECLDISPPRHDL18B/W ECLDISPPRHDL36B/W ECLDISPPRHDL50B/W ECLDISPPHDZL2040B/W EDISPDRVUNDATCAS ECLDISPWASHL1530B/W ECLDISPWASHL2550B/W ECLDISPPRZL2040B/W ECLDISPHSNOOTB/W ECLDISPOUVREB/W ECLDISPBDNFFB/W ECLDISPGOBOHINDB/W ECLDISPFSNOOTB/W ECLDISPCEILFLGB/W ECLDISPCEILKIT | <ul style="list-style-type: none"> Fix Profile 8° Lens, with 4 framing shutters, for EclDisplay, black/white housing 18° High definition profile lenses for Ecl Display series, black/white housing 36° High definition profile lenses for Ecl Display series, black/white housing 50° High definition profile lenses for Ecl Display series, black/white housing 20° - 40° Zoomable High definition profile lenses for Ecl Display series, black/white housing Additional optional driver for ECLDISPLAY Zoomable Wash Lens 15-30° for EclDisplay, black/white housing Zoomable Wash Lens 25-50° for EclDisplay, black/white housing Zoomable Profile Lens 20-40°, with 4 framing shutters, for EclDisplay, black/white housing Half Snoot for EclDisplay, black/white housing Anti-glare louvre for EclDisplay, black/white housing Barndoor and filter frame (compatible with Wash Lenses) for EclDisplay, black/white housing Gobo holder for EclDisplay with manual index gear on board, black/white housing Full Snoot for EclDisplay, black/white housing Black flange to complete the EclDisplay ceiling adapter kit, black/white housing Ceiling adapter kit for EclDisplay (without flange) |
| <ul style="list-style-type: none"> UPBOX1UP5 UPBOXPRO C6002B RSR0630B NAXTSC61002 NAXTSC61003 NAXTSC62002 NAXTSC62003 NAXTSC63002 NAXTSC63003 NAXTSC64002 NAXTSC64003 NAXTSC6112 NAXTSC6113 | <ul style="list-style-type: none"> Firmware uploader kit, USB IN, 5p XLR DMX OUT, DMX OUT Firmware uploader kit, USB IN, 5-pin XLR DMX OUT connector Slim aluminum clamp, 200kg loading, 48-51mm tubes, M10 bolt, Black Steel security cable for hanging bodies, inox steel shackle, L=60 cm, Global Pulse XTSC Lighting Track, 3 circuit DALI, 1000mm, black Global Pulse XTSC Lighting Track, 3 circuit DALI, 1000mm, white Global Pulse XTSC Lighting Track, 3 circuit DALI, 2000mm, black Global Pulse XTSC Lighting Track, 3 circuit DALI, 2000mm, white Global Pulse XTSC Lighting Track, 3 circuit DALI, 3000mm, black Global Pulse XTSC Lighting Track, 3 circuit DALI, 3000mm, white Global Pulse XTSC Lighting Track, 3 circuit DALI, 4000mm, black Global Pulse XTSC Lighting Track, 3 circuit DALI, 4000mm, white Global Pulse XTSC Connector 3-CCT DALI end feed, earth right, black Global Pulse XTSC Connector 3-CCT DALI end feed, earth right, white |

ACCESSORIES

| | | | |
|---------------|--|-------------------|---|
| ▪ NAXTSC6122 | Global Pulse XTS Connector 3-CCT DALI end feed, earth left, black | ▪ NAKKT3013184 | Kit for Global Pulse 3-Circuit MULTI Adapter NAXTSA68 |
| ▪ NAXTSC6123 | Global Pulse XTS Connector 3-CCT DALI end feed, earth left, white | ▪ NAKKT3013185 | Kit for Global Pulse 3-Circuit MULTI Adapter NAXTSA68 |
| ▪ NAXTSC6142 | Global Pulse XTS Connector 3-CCT DALI middle feed, black | ▪ NAKKT306007 | Kit for Global Pulse DMX/DALI 3-Circuit Adapters NAGAC600 |
| ▪ NAXTSC6143 | Global Pulse XTS Connector 3-CCT DALI middle feed, white | ▪ NAKKT306008 | Kit for Global Pulse DMX/DALI 3-Circuit Adapters NAGAC600 |
| ▪ NAXTSC6212 | Global Pulse XTS Connector 3-CCT DALI straight connector, black | ▪ NAXTSA682 | Global Pulse 3-Circuit MULTI Adapter, 10A 100N Slot connection, black |
| ▪ NAXTSC6213 | Global Pulse XTS Connector 3-CCT DALI straight connector, white | ▪ NAXTSA683 | Global Pulse 3-Circuit MULTI Adapter, 10A 100N Slot connection, white |
| ▪ NAXTSC6232 | Global Pulse XTS Connector 3-CCT DALI flexible corner connector, black | ▪ NAGAC6002 | Global Pulse DMX/DALI 3-Circuit Adapters, 10A 100N Slot connection, black |
| ▪ NAXTSC6233 | Global Pulse XTS Connector 3-CCT DALI flexible corner connector, white | ▪ NAGAC6003 | Global Pulse DMX/DALI 3-Circuit Adapters, 10A 100N Slot connection, white |
| ▪ NAXTSNC6342 | Global Pulse XTSN Connector 3-CCT DALI L connector, earth right, black | ▪ NASPW12SK215M | Global Pulse Track clip wire suspension set 1.5m, 150N, black |
| ▪ NAXTSNC6343 | Global Pulse XTSN Connector 3-CCT DALI L connector, earth right, white | ▪ NASPW12SK25M | Global Pulse Track clip wire suspension set 5m, 150N, black |
| ▪ NAXTSNC6352 | Global Pulse XTSN Connector 3-CCT DALI L connector, earth left, black | ▪ NASPW12SK315M | Global Pulse Track clip wire suspension set 1.5m, 150N, white |
| ▪ NAXTSNC6353 | Global Pulse XTSN Connector 3-CCT DALI L connector, earth left, white | ▪ NASPW12SK35M | Global Pulse Track clip wire suspension set 5m, 150N, white |
| ▪ NAXTSNC6362 | Global Pulse XTSN Connector 3-CCT DALI T connector, earth right/right, black | ▪ NAXTSA57129 | Global Pulse Rotating Nipples 3-Circuit Adapters, M10, H 12mm, D 7,4mm |
| ▪ NAXTSNC6363 | Global Pulse XTSN Connector 3-CCT DALI T connector, earth right/right, white | ▪ NAXTSA55129 | Global Pulse Rotating Nipples 3-Circuit Adapters, M13, H 12mm, D 9mm |
| ▪ NAXTSNC6372 | Global Pulse XTSN Connector 3-CCT DALI T connector, earth left/left, black | ▪ NAGAM109 | Global Pulse Nut M10 for NAXTSA57129 |
| ▪ NAXTSNC6373 | Global Pulse XTSN Connector 3-CCT DALI T connector, earth left/left, white | ▪ NASKB122 | Global Pulse Track Mounting Clamp for Rod and Wire, 200N, black |
| ▪ NAXTSNC6382 | Global Pulse XTSN Connector 3-CCT DALI X connector, black | ▪ NASKB123 | Global Pulse Track Mounting Clamp for Rod and Wire, 200N, white |
| ▪ NAXTSNC6383 | Global Pulse XTSN Connector 3-CCT DALI X connector, white | ▪ PLCPW93075 | Power PVC cable H05VV-F 3G0,75 |
| ▪ NAXTSNC6392 | Global Pulse XTSN Connector 3-CCT DALI T connector, earth right/left, black | ▪ PLCDX53D5 | 120 Ohm DMX cable, 2 twisted poles, external sheath with reduced diameter |
| ▪ NAXTSNC6393 | Global Pulse XTSN Connector 3-CCT DALI T connector, earth right/left, white | ▪ PLCPD7501P14D | Power & DMX 120 Ohm |
| ▪ NAXTSNC6402 | Global Pulse XTSN Connector 3-CCT DALI T connector, earth left/right, black | ▪ PLCPD7501P68D | Power & DMX 120 Ohm |
| ▪ NAXTSNC6403 | Global Pulse XTSN Connector 3-CCT DALI T connector, earth left/right, white | ▪ INF7501P14D5L01 | YY splitter cable Power 3x1 mm2 + DMX 120 Ohm, bare end |
| ▪ NAXTS412 | Global Pulse XTS Connector 3-CCT DALI END cap, black | ▪ PLCYA7501P14D | YY splitter cable Power 3x1 mm2 + DMX 120 Ohm, 1 meter length |
| ▪ NAXTS413 | Global Pulse XTS Connector 3-CCT DALI END cap, white | ▪ EUT997592 | EUTRAC multiAdapter with data bus option |
| | | ▪ EUT997596 | EUTRAC multiAdapter with data bus option |
| | | ▪ EUT990662 | Mounting nut66 for EUT99759 |
| | | ▪ EUT990666 | Mounting nut66 for EUT99759 |
| | | ▪ EUT996980 | Data bus tap EUT99759 |

ORDERING INFORMATION

| MODEL | COLOUR TEMP | HOUSING | LENS TYPE | OPTICAL ACCESSORIES | DRIVER & CONNECTION | CEILING INSTALLATION |
|--------------|------------------|--|---|--|--|---|
| ECLDISPLAYCC | FC (RGB + WW) | BK (black housing) WH (white housing) | ECLDISPWASHL1530 (15°-30° wash lens) ECLDISPWASHL2550 (25°-50° wash lens) ECLDISPPRZL2040 (20°-40° profile lens) | ECLDISPHSNOOT (half snoot) ECLDISPFSNOOT (full snoot) ECLDISPLOUVRE (anti-glare louvre) ECLDISPBDNFF (barndoor + filter frame) ECLDISGOBOHIND (gobo holder) | ELPD50SAM4Z0X (EldoLED power drive DMX-RDM) ELTOOLBOXPRO (EldoLED tool box) | ECLDISPCEILKIT (ceiling installation kit) ECLDISPCEILFLG (ceiling installation flange) |