

EclDisplay CCWhite

25W White LED gallery light, constant current to be connected to external PSU & Driver



EclDisplay CC
+
ECLDISPPRZL2040 (optional)



EclDisplay CC
+
ECLDISPWASH1530 (optional)



25W White COB LED



CCT available: 2.700 K, 3.000 K, 4.000 K, 5.600 K



High lumen flux and flat field



High CRI > 90



(Wash lens - optional) 15° ~ 30° / 25° ~ 50° manual



(Profile lens - optional) 20° ~ 40° manual



Shutter blades lockable (profile lens only)



360° rotation of lens and framing system



360° rotating barndoors and gel frame holder



Lockable tilt with screw



Track / hanging / ceiling installation



IP 20 for indoor use



RAL 9004 (black standard) - RAL 9010 (white standard)



RAL custom (colour on demand)



Conforms to UL STD. 1573
Certified to CSA STD: C22.2 NO. 166

Visit our website
for specifications and
tech documentations



EclDisplay is a range of revolutionary and flexible LED spotlights designed for galleries, retail and any public venue where an advanced but classical looking fixture is needed, with several control options, sources and optic versions available to precisely meet any application.

The **EclDisplay CC** is the version of the EclDisplay range made to be connected to an external Constant Current PSU and driver (max 700mA/36V), selecting among the PROLIGHTS accessories or any third-party compatible component, leaving to System Integrators to install this luminaire in venues with their own wiring distribution and control.

The **EclDisplay CC** includes a high-efficiency 25 W White, high CRI LED source, available in 2.700 K, 3.000 K, 4.000 K, 5.600 K variants, and it is completed with a wide selection of optional zoomable profile or wash lenses, and other optical accessories like louvres and snoots, making it truly a multi-purpose fixture.

MAIN FEATURES

- Constant Current version to be connected to external PSU and driver (max 700mA/36V)
- 25W high CRI White LED available in 2.700 K, 3.000 K, 4.000 K, 5.600 K versions, both black and white housing
- Multiple lens options: zoomable profile or wash optics

VERSIONS

Code	Housing	CCT
ECLDISPLAYCC27KB	Black	2.700 K
ECLDISPLAYCC27KW	White	2.700 K
ECLDISPLAYCC30KB	Black	3.000 K
ECLDISPLAYCC30KW	White	3.000 K
ECLDISPLAYCC40KB	Black	4.000 K
ECLDISPLAYCC40KW	White	4.000 K
ECLDISPLAYCC56KB	Black	5.600 K
ECLDISPLAYCC56KW	White	5.600 K



PRODUCT SPECIFICATIONS

LIGHT SOURCE

- Source: 25 W White COB LED
- Luminous flux: (2.800 K - 17°) 1'498 lm - (2.800 K - 36°) 1'586 lm - (3.000 K - 17°) 1'556 lm - (3.000 K - 36°) 1'676 @full
- Luminous flux: (4.000 K - 17°) 1'576 lm - (4.000 K - 36°) 1'810 lm - (5.600 K - 17°) 1'631 lm - (5.600 K - 36°) 1'869 lm @ full
- Lux: (2.800 K - 17°) 825 lx - (2.800 K - 36°) 221 lx - (3.000 K - 17°) 1'556 lx - (3.000 K - 17°) 887 lx - (3.000 K - 36°) 241 lx @5 m full
- Lux: (4.000 K - 17°) 923 lx - (4.000 K - 36°) 245 lx - (5.600 K - 17°) 964 lx - (5.600 K - 36°) 256 lx @5 m full
- CRI: 90.5 @2.800 K; 90 @3.000 K; 92.9 @4.000 K; 90.5 @5.600 K
- TLCI: 87 @2.800 K; 88 @3.000 K; 94 @4.000 K; 93 @5.600 K
- TM30 Rf: > 89 @2.800 K and 3.000 K; > 91 @4.000 K; > 88 @5.600 K
- TM30 Rg: < 101 @2.800 K and 3.000 K; > 99 @4.000 K; < 101 @5.600 K
- Source life expectancy: > 50.000 hrs (L70B10 @Ta 25° C / 77° F)

OPTICS

- Zoom: (wash lens - optional) 15° ~ 30° or 25° ~ 50° - (profile lens - optional) 10° ~ 20° or 20° ~ 40° or fix 8°
- Other: 360° lens rotation - optional 360° rotating barndoors and gel frame holder
- Other: (profile lens) shutter blades lockable
- Other: (profile lens - optional) manual rotating gobo holder size E, outer: 37 mm - image: 23 mm - thickness: max 3 mm

BODY

- Hardware on-board: lockable tilt with screw
- Body: aluminium die-casting
- Body colour: RAL 9004 or RAL 9010
- Other: 1m cable included - Cable diameter range: 6 - 10 mm

ELECTRICAL

- Constant Current mains: max 700mA/36V
- Max power consumption: 25 W
- Output (at 230V): 40 units on a single power line
- Inrush current: 110VAC/5.5A, 230VAC/10A

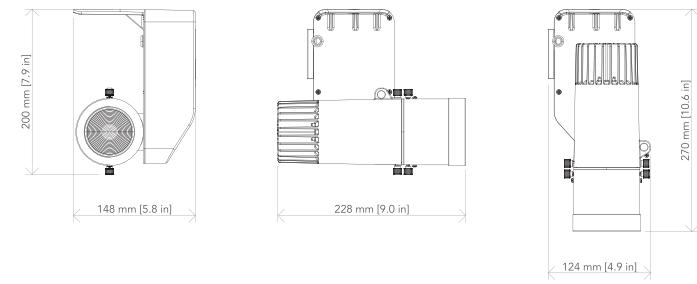
PHYSICAL

- Operating Temperature: -10° ~ +45°
- IP rating: 20
- Cooling: passive cooling and fan-free
- Suspension and fixing: track / hanging / ceiling installation
- Data connection: screw terminal blocks
- Dimensions (WxHxD): 124X200x115.5 mm
- Weight: 1,15 kg

CERTIFICATIONS / APPROVALS

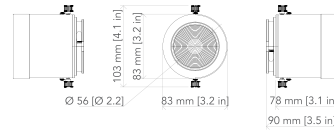
- Certifications / Approvals: CE, UKCA, RCM, cTUVus, FCC

TECHNICAL DRAWINGS

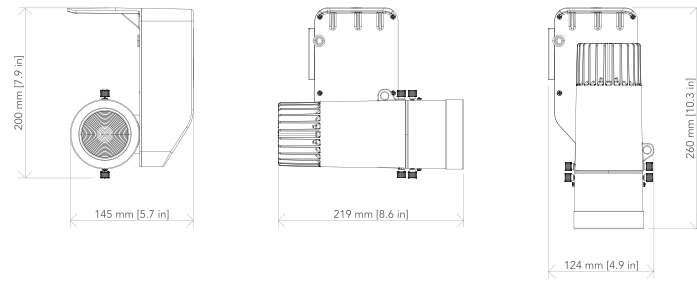


Weight: 2.1 kg - 4.63 lbs

ECLDISPLAYUNFC with ECLDISPWASHL1530

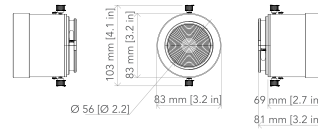


ECLDISPWASHL1530

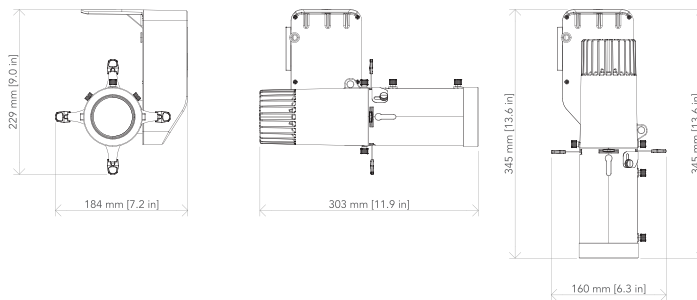


Weight: 2.08 kg - 4.60 lbs

ECLDISPLAYUNFC with ECLDISPWASHL2550

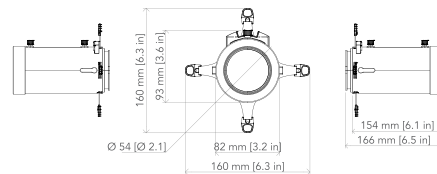


ECLDISPWASHL2550



Weight: 2.27 kg - 5 lbs

ECLDISPLAYUNFC with ECLDISPPRZL2040



ECLDISPPRZL2040

ACCESSORIES

▪ ECLDISPPRL08B/W	Fix Profile 8° Lens, with 4 framing shutters, for EclDisplay, black/white housing	▪ UPBOX1UP5	Firmware uploader kit, USB IN, 5p XLR DMX OUT, DMX OUT
▪ ECLDISPPRHDL18B/W	18° High definition profile lenses for Ecl Display series, black/white housing	▪ UPBOXPRO	Firmware uploader kit, USB IN, 5-pin XLR DMX OUT connector
▪ ECLDISPPRHDL36B/W	36° High definition profile lenses for Ecl Display series, black/white housing	▪ C6002B	Slim aluminum clamp, 200kg loading, 48-51mm tubes, M10 bolt, Black
▪ ECLDISPPRHDL50B/W	50° High definition profile lenses for Ecl Display series, black/white housing	▪ RSR0630B	Steel security cable for hanging bodies, inox steel shackle, L=60 cm,
▪ ECLDISPPHDZL2040B/W	20° - 40° Zoomable High definition profile lenses for Ecl Display series, black/white housing	▪ NAXTSC61002	Global Pulse XTSC Lighting Track, 3 circuit DALI, 1000mm, black
▪ EDISPDRVUNDATCAS	Additional optional driver for ECLDISPLAY	▪ NAXTSC61003	Global Pulse XTSC Lighting Track, 3 circuit DALI, 1000mm, white
▪ ECLDISPWASHL1530B/W	Zoomable Wash Lens 15-30° for EclDisplay, black/white housing	▪ NAXTSC62002	Global Pulse XTSC Lighting Track, 3 circuit DALI, 2000mm, black
▪ ECLDISPWASHL2550B/W	Zoomable Wash Lens 25-50° for EclDisplay, black/white housing	▪ NAXTSC62003	Global Pulse XTSC Lighting Track, 3 circuit DALI, 2000mm, white
▪ ECLDISPPRZL2040B/W	Zoomable Profile Lens 20-40°, with 4 framing shutters, for EclDisplay, black/white housing	▪ NAXTSC63002	Global Pulse XTSC Lighting Track, 3 circuit DALI, 3000mm, black
▪ ECLDISPHSNOOTB/W	Half Snoot for EclDisplay, black/white housing	▪ NAXTSC63003	Global Pulse XTSC Lighting Track, 3 circuit DALI, 3000mm, white
▪ ECLDISPLOUVREB/W	Anti-glare louvre for EclDisplay, black/white housing	▪ NAXTSC64002	Global Pulse XTSC Lighting Track, 3 circuit DALI, 4000mm, black
▪ ECLDISPBDNFFB/W	Barndoor and filter frame (compatible with Wash Lenses) for EclDisplay, black/white housing	▪ NAXTSC64003	Global Pulse XTSC Lighting Track, 3 circuit DALI, 4000mm, white
▪ ECLDISPGOBOHINDB/W	Gobo holder for EclDisplay with manual index gear on board, black/white housing	▪ NAXTSC6112	Global Pulse XTSC Connector 3-CCT DALI end feed, earth right, black
▪ ECLDISPFSNOOTB/W	Full Snoot for EclDisplay, black/white housing	▪ NAXTSC6113	Global Pulse XTSC Connector 3-CCT DALI end feed, earth right, white
▪ ECLDISPCEILFLGB/W	Black flange to complete the EclDisplay ceiling adapter kit, black/white housing		
▪ ECLDISPCEILKIT	Ceiling adapter kit for EclDisplay (without flange)		

ACCESSORIES

▪ NAXTSC6122	Global Pulse XTS Connector 3-CCT DALI end feed, earth left, black	▪ NAKKT3013184	Kit for Global Pulse 3-Circuit MULTI Adapter NAXTSA68
▪ NAXTSC6123	Global Pulse XTS Connector 3-CCT DALI end feed, earth left, white	▪ NAKKT3013185	Kit for Global Pulse 3-Circuit MULTI Adapter NAXTSA68
▪ NAXTSC6142	Global Pulse XTS Connector 3-CCT DALI middle feed, black	▪ NAKKT306007	Kit for Global Pulse DMX/DALI 3-Circuit Adapters NAGAC600
▪ NAXTSC6143	Global Pulse XTS Connector 3-CCT DALI middle feed, white	▪ NAKKT306008	Kit for Global Pulse DMX/DALI 3-Circuit Adapters NAGAC600
▪ NAXTSC6212	Global Pulse XTS Connector 3-CCT DALI straight connector, black	▪ NAXTSA682	Global Pulse 3-Circuit MULTI Adapter, 10A 100N Slot connection, black
▪ NAXTSC6213	Global Pulse XTS Connector 3-CCT DALI straight connector, white	▪ NAXTSA683	Global Pulse 3-Circuit MULTI Adapter, 10A 100N Slot connection, white
▪ NAXTSC6232	Global Pulse XTS Connector 3-CCT DALI flexible corner connector, black	▪ NAGAC6002	Global Pulse DMX/DALI 3-Circuit Adapters, 10A 100N Slot connection, black
▪ NAXTSC6233	Global Pulse XTS Connector 3-CCT DALI flexible corner connector, white	▪ NAGAC6003	Global Pulse DMX/DALI 3-Circuit Adapters, 10A 100N Slot connection, white
▪ NAXTSNC6342	Global Pulse XTSN Connector 3-CCT DALI L connector, earth right, black	▪ NASPW12SK215M	Global Pulse Track clip wire suspension set 1.5m, 150N, black
▪ NAXTSNC6343	Global Pulse XTSN Connector 3-CCT DALI L connector, earth right, white	▪ NASPW12SK25M	Global Pulse Track clip wire suspension set 5m, 150N, black
▪ NAXTSNC6352	Global Pulse XTSN Connector 3-CCT DALI L connector, earth left, black	▪ NASPW12SK315M	Global Pulse Track clip wire suspension set 1.5m, 150N, white
▪ NAXTSNC6353	Global Pulse XTSN Connector 3-CCT DALI L connector, earth left, white	▪ NASPW12SK35M	Global Pulse Track clip wire suspension set 5m, 150N, white
▪ NAXTSNC6362	Global Pulse XTSN Connector 3-CCT DALI T connector, earth right/right, black	▪ NAXTSA57129	Global Pulse Rotating Nipples 3-Circuit Adapters, M10, H 12mm, D 7,4mm
▪ NAXTSNC6363	Global Pulse XTSN Connector 3-CCT DALI T connector, earth right/right, white	▪ NAXTSA55129	Global Pulse Rotating Nipples 3-Circuit Adapters, M13, H 12mm, D 9mm
▪ NAXTSNC6372	Global Pulse XTSN Connector 3-CCT DALI T connector, earth left/left, black	▪ NAGAM109	Global Pulse Nut M10 for NAXTSA57129
▪ NAXTSNC6373	Global Pulse XTSN Connector 3-CCT DALI T connector, earth left/left, white	▪ NASKB122	Global Pulse Track Mounting Clamp for Rod and Wire, 200N, black
▪ NAXTSNC6382	Global Pulse XTSN Connector 3-CCT DALI X connector, black	▪ NASKB123	Global Pulse Track Mounting Clamp for Rod and Wire, 200N, white
▪ NAXTSNC6383	Global Pulse XTSN Connector 3-CCT DALI X connector, white	▪ PLCPW93075	Power PVC cable H05VV-F 3G0,75
▪ NAXTSNC6392	Global Pulse XTSN Connector 3-CCT DALI T connector, earth right/left, black	▪ PLCDX53D5	120 Ohm DMX cable, 2 twisted poles, external sheath with reduced diameter
▪ NAXTSNC6393	Global Pulse XTSN Connector 3-CCT DALI T connector, earth right/left, white	▪ PLCPD7501P14D	Power & DMX 120 Ohm
▪ NAXTSNC6402	Global Pulse XTSN Connector 3-CCT DALI T connector, earth left/right, black	▪ PLCPD7501P68D	Power & DMX 120 Ohm
▪ NAXTSNC6403	Global Pulse XTSN Connector 3-CCT DALI T connector, earth left/right, white	▪ INF7501P14D5L01	YY splitter cable Power 3x1 mm2 + DMX 120 Ohm, bare end
▪ NAXTS412	Global Pulse XTS Connector 3-CCT DALI END cap, black	▪ PLCYA7501P14D	YY splitter cable Power 3x1 mm2 + DMX 120 Ohm, 1 meter length
▪ NAXTS413	Global Pulse XTS Connector 3-CCT DALI END cap, white	▪ EUT997592	EUTRAC multiAdapter with data bus option
		▪ EUT997596	EUTRAC multiAdapter with data bus option
		▪ EUT990662	Mounting nut66 for EUT99759
		▪ EUT990666	Mounting nut66 for EUT99759
		▪ EUT996980	Data bus tap EUT99759

ORDERING INFORMATION

MODEL	COLOUR TEMP	HOUSING	LENS TYPE	OPTICAL ACCESSORIES	TRACK ADAPTER & DRIVER	CEILING INSTALLATION
ECLDISPLAYCC	27K (2.700 K) 30K (3.000 K) 40K (4.000 K) 56K (5.600 K)	BK (black housing) WH (white housing)	ECLDISPWASHL1530 (15°-30° wash lens) ECLDISPWASHL2550 (25°-50° wash lens) ECLDISPPRZL2040 (20°-40° profile lens)	ECLDISPHSNOOT (half snoot) ECLDISPFSNOOT (full snoot) ECLDISPLOUVRE (anti-glare louvre) ECLDISPBDNFF (barndoor + filter frame) ECLDISPGOBHIND (gobo holder)	NAGAC616 (Nordic Aluminium track adapter driver with DALI) NAGAW016 (Nordic Aluminium track adapter driver with CASAMBI) NAGA017 (Nordic Aluminium track adapter driver ON/OFF) NAXTSA5 (Nordic Aluminium rotating nipple) NAGAM1 (Nordic Aluminium nut) ELPD50SAM4Z0X (EldoLED power drive DMX/RDM) ELECODRIVE360A (EldoLED eco drive DALI/ON-OFF) ELTOOLBOXPRO (EldoLED tool box)	ECLDISPCEILKIT (ceiling installation kit) ECLDISPCEILFLG (ceiling installation flange)