

EclProfile HD2

230W high power LED ellipsoidal profile with white source



EclProfile HD2 updates **EclProfile HD** ranges with extra brightness and higher CRI / R9 / TLCI. The fixture is a proper LED replacement for the traditional 750W Tungsten ellipsoidal luminaire. The optical system harnesses the power of a 230W COB LED to create an even beam with clean shutter cuts and beautiful sharp or soft edge gobo focusing. Featuring HD dimming and available in a 3.200 K or 5.700 K, the EclProfile HD2 delivers the performance and quality of output demanded from this level of the luminaire.

MAIN FEATURES

- Outstanding brightness over 10K lm for DY and 9K lm for TU versions
- CRI > 97 (TU) and CRI > 96 (DY), High R9 and TLCI values

VERSIONS

Code	CCT	CRI	Lumen
ECLHD2TUBK	3.200 K	97	9'261 lm
ECLHD2DYBK	5.700 K	96	10'974 lm
ECLHD2TUWH	3.200 K	97	9'261 lm
ECLHD2DYWH	5.700 K	96	10'974 lm

TECHNICAL SPECIFICATION

LIGHT SOURCE

- Source: 230W high-power white LED
- CCT: (TU) 3.200 K - (DY) 5.700K
- Luminous flux: (TU) 5°: TBD - 10°: TBD - 14°: 8'562 lm -19°: 8'345 lm - 26°: 9'261 lm - 36°: 8'964 lm - 50°: 7'683lm @full
- Luminous flux: (DY) 5°: TBD - 10°: TBD - 14°: 9'649 lm -19°: 9'822 lm - 26°: 10'974 lm - 36°: 10'781 lm - 50°: 9'053 lm @full
- Lux: (TU) 5°: TBD - 10°: TBD - 14°: 11'055 lx - 19°: 6'495 lx - 26°: 4'954 lx - 36°: 2'728 lx - 50°: 1'381lx @5 m full
- Lux: (DY) 5°: TBD - 10°: TBD - 14°: 12'000 lx - 19°: 7'118 lx - 26°: 5'571 lx - 36°: 3'105 lx - 50°: 1'569lx @5 m full
- CRI: (TU) >97; (DY) >96
- R9: (TU) >87; (DY) >96
- TLCI: (TU) >97; (DY) >96
- TM30 Rf: (TU) >92; (DY) >89
- TM30 Rg: (TU) 100; (DY) 100
- Source life expectancy: > 50.000 h
- OPTICS
- Beam angle: optional 5° / 10° / 14° / 19° / 26° / 36° / 50° / zoom 15°-30° / zoom 25°-50°
- Lens type: high-quality glass lens optics
- Focus: manual

COLOUR SYSTEM

- Colour mixing: static white

DYNAMIC EFFECTS

- Gobo size: B, outer: 86 mm - image: 64,5 mm - thickness: 1,1 mm
- Static mode: selection of static colour
- Manual mode: manual adjustment of colour
- Auto mode: built-in programs with execution speed adjustment

BODY

- Body: sturdy die-cast aluminium body
- Body colour: black

ACCESSORIES & RELATED PRODUCTS

▪ 9513FCAL03	Ass. 3x2.5mm TH07 cable, 16A 3p 230V CEE plug, MENAC3FCA socket, L.3m
▪ 9533FCAL03	Ass. 3x2.5mm TH07 cable, SHUKO plug, MENAC3FCA socket, L.3m
▪ 958025L03	3x2.5mm TH07 Cable, 20A 3p PwCon FCA, 20A 3p PwCon FCB, L. 3m
▪ C6002B	Slim aluminum clamp, 200kg loading, 48-51mm tubes, M10 bolt, Black
▪ C6040B	Aluminum clamp for 28mm spigot, 200kg load, 48-51mm tubes, black
▪ ECLGH	Gobo holder for ECL/ECLFC/ECLHD profiler
▪ ECLIRIS2	Steel iris diaphragm for ECLFC/ECLHD profiler

CONTROL

- Protocols: DMX512, RDM
- DMX channels: 1 / 2 / 5channel
- RDM: RDM for remote monitoring and settings
- Display: Graphic User Interface
- Firmware upgrade: yes, via USB - DMX interface (UPBOX1) not included
- Master/Slave: for synchronised operation of more units linked in a chain

ELECTRONICS

- Dimmer: linear 0 ~ 100% electronic dimmer
- Dimmer curves: 4 selectable dimming modes available
- Strobe / shutter: 1 - 30 Hz, electronic
- Operating temperature: -10° ~ +45°
- LED Control: flicker free operation
- Selectable PWM: 600 ~ 25.000 Hz

ELECTRICAL

- Mains power supply: 100-240V - 50/60Hz
- Max power consumption: 210W
- Output (at 230V): 15 units on a single power line
- Power factor: TU: >0.90 - DY: >0,94

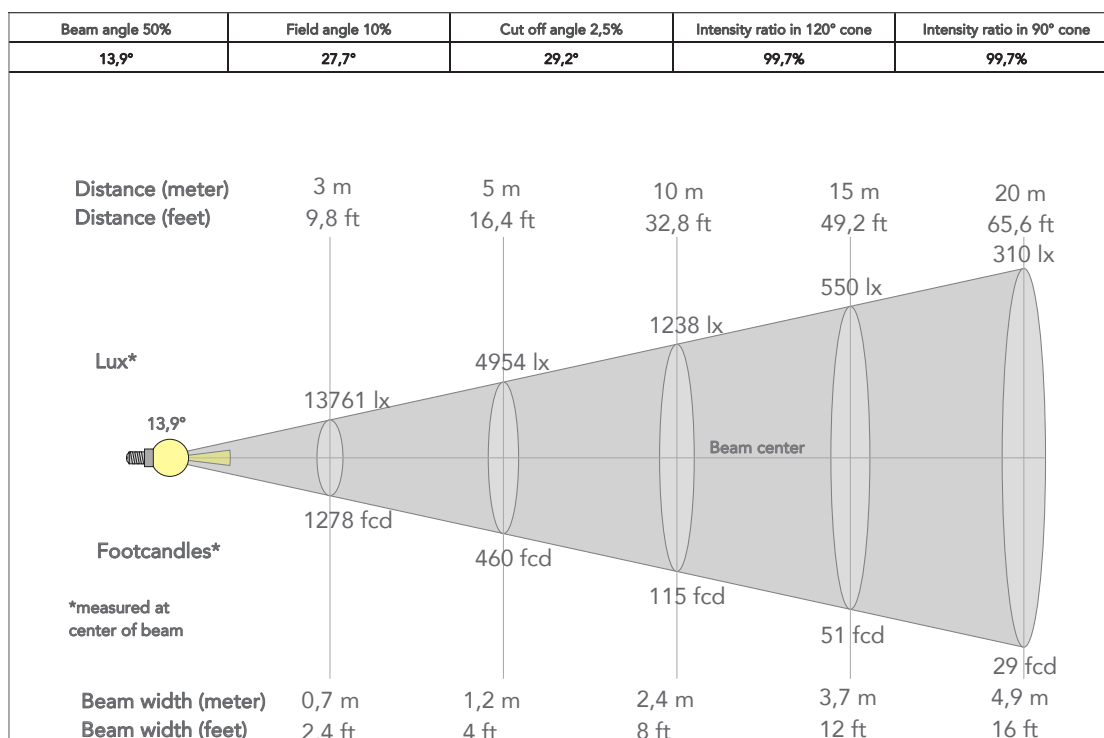
PHYSICAL

- IP rating: 20
- Cooling: combination of heat pipe cooling system and low noise fan
- Suspension and fixing: bracket for hanging and positioning
- Signal connection: Amphenol XLR 5p IN/OUT connectors
- Power connection: Neutrik powerCON IN/OUT connectors
- Dimensions (WxHxD): 342x506x530mm
- Weight: 7,11kg
- CERTIFICATIONS / APPROVALS
- Certifications / Approvals: CE, UKCA, RCM

▪ ECLLB05/10/14 19/26/36/50BK	5° lens barrel for Ecl Profile fixtures, filterframe included, black housing
▪ ECLLB05/10/14 19/26/36/50WH	5° lens barrel for Ecl Profile fixtures, filterframe included, white housing
▪ ECLLZ1530	Optics for ECLFC/HD profiler, TPG incl., zoom 15°-30°
▪ ECLLZ2550	Optics for ECLFC/HD profiler, TPG incl., zoom 25°-50°
▪ ECLPROFILESEF1	Soft edge filter and holder kit for ECL profile projectors series
▪ FCLECL	Flight case for 8 pcs of ECLFC or ECLHD series
▪ RSR0630B	Steel security cable for hanging bodies, inox steel shackle, L=60 cm, black
▪ TOUR53415L03	Dmx cable HC5340. CANC5MXX XLR 5p->CANC5FXX XLR (f) 5p, L.3m
▪ UPBOX1U	Firmware uploader kit, USB IN, 3pin XLR DMX OUT, USB OUT

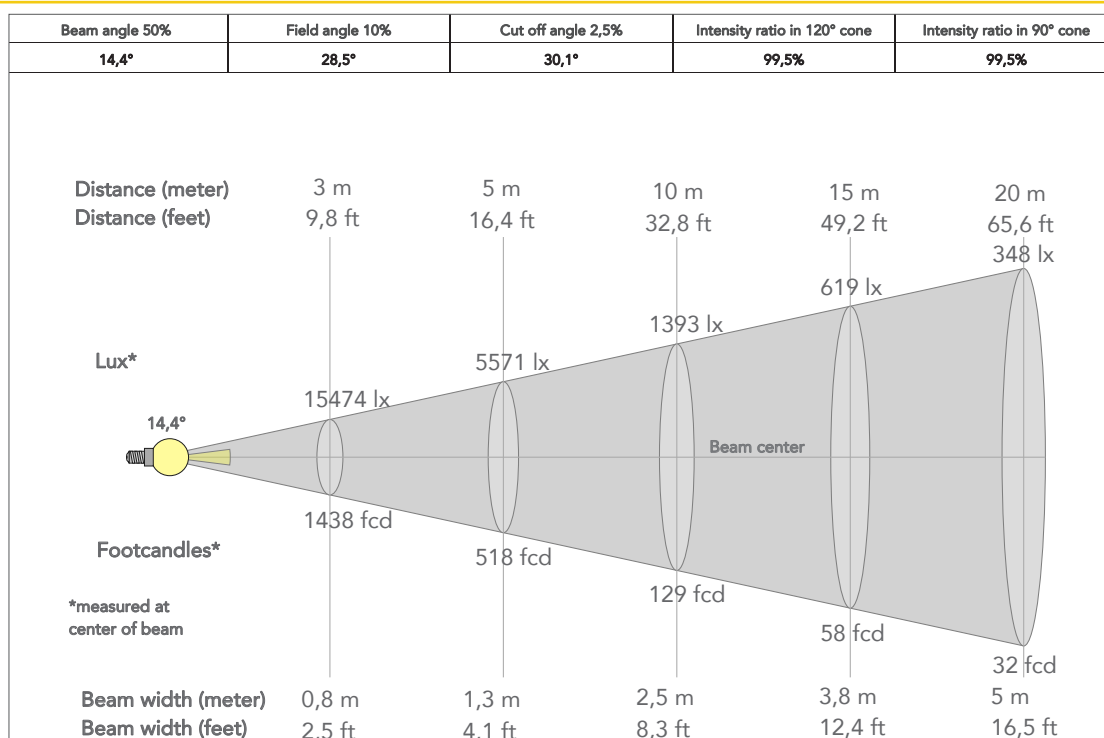
COLOUR PRESET TU

Beam angle 50% 26°

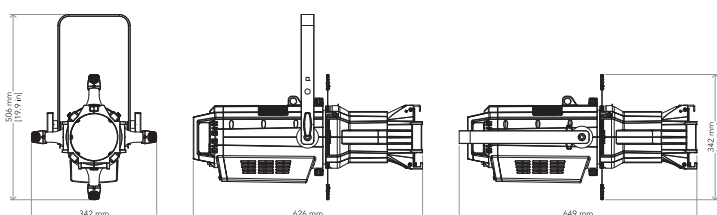


COLOUR PRESET DY

Beam angle 50% 26°



TECHICAL DRAWINGS



CERTIFICATIONS / APPROVALS

Visit our website
for specifications and
tech documentations

