

# EclProfile HDTWC

91x3,5W Tunable White and colour LED profile with 6 colour LED source



**EclProfile** HDTWC is an advanced LED ellipsoidal featuring 6 colour mixing to deliver high precision reproduction of the white spectrum from 2.800 K to 10.000 K with high CRI and an extensive colour reproduction. The optical system harnesses the power of a 91x3,5W custom LED with 6 colours to create an even beam with clean shutter cuts and beautiful sharp or soft edge gobo focusing. Featuring HD dimming and tuning from 2.800 K to 10.000 K version, the **EclProfile** HDTWC delivers the performance and quality of output demanded from this level of light.

## MAIN FEATURES

- Tunable White 2.800 K - 10.000 K with high CRI and extensive colour mixing
- +/- green and magenta white tuning
- Advanced focusing

## VERSIONS

Code	Housing
ECLHDTWCBK	Black
ECLHDTWCWH	White

## TECHNICAL SPECIFICATION

### LIGHT SOURCE

- Source: 91x3,5 W 6 colour custom LEDs source (red, orange, green, royal blue, blue, lime)
- CCT: 2.800 K - 10.000
- Luminous flux: (5°) TBD; (10°) TBD; (14°) 4'212 lm; (19°) 5'235 lm; (26°) 5'669 lm; (36°) 6'415 lm; (50°) 5'856 @full
- Lux: (5°) TBD; (10°) TBD; (14°) 4'965 lx; (19°) 3'084 lx - (26°) 2'018 lx - (36°) 958 lx - (50°) 503 lx @5 m full
- CRI: 89 @3.200 K; 93,6 @5.600 K
- R9: 90 @3.200 K; 95,4 @5.600 K
- TLCI: 89 @5.600 K
- TM30 Rf: 90 @5.600 K
- TM30 Rg: 106 @5.600 K
- Source life expectancy: > 50.000 h

### OPTICS

- Beam angle: optional 5° / 10° / 14° / 19° / 26° / 36° / 50° / zoom 15°-30° / zoom 25°-50°
- Lens type: high-quality glass lens optics
- Focus: manual

### COLOUR SYSTEM

- Colour mixing: RGBL, orange, royal blue
- CCT: CCT control, + / - green correction, tungsten emulation
- White presets: 2.800 K - 10.000 K
- Colour wheel: virtual colour wheel with macros

### DYNAMIC EFFECTS

- Gobo size: B, outer: 86 mm - image: 64,5 mm - thickness: 1,1 mm
- Static mode: selection of static colour
- Manual mode: manual adjustment of dimmer and strobe
- Auto mode: built-in programs with execution speed adjustment
- Special features: linear crossfade channel from any white to any colour; virtual CTO on colours

### BODY

- Body: sturdy die-cast aluminium body

## ACCESSORIES & RELATED PRODUCTS

9513FCA03	Ass. 3x2.5mm TH07 cable, 16A 3p 230V CEE plug, MENAC3FCA socket, L.3m
9533FCA03	Ass. 3x2.5mm TH07 cable, SHUKO plug, MENAC3FCA socket, L.3m
958025L03	3x2.5mm TH07 Cable, 20A 3p PwCon FCA, 20A 3p PwCon FCB, L. 3m
C6002B	Slim aluminum clamp, 200kg loading, 48-51mm tubes, M10 bolt, Black
C6040B	Aluminum clamp for 28mm spigot, 200kg load, 48-51mm tubes, black
ECLGH	Gobo holder for ECL/ECLFC/ECLHD profiler
ECLIRIS2	Steel iris diaphragm for ECLFC/ECLHD profiler
ECLLB05/10/14/19/26/36/50BK	5°/10°/14°/26°/36°/50° lens barrel for Ecl Profile fixtures, filterframe included, black housing

- Body colour: black

### CONTROL

- Protocols: DMX512, RDM
- DMX channels: 2 / 5 CH1 / 5 CH2 / 7 / 9 / 12 / 13 / 16 / 19 / 21 channel
- RDM: RDM for remote monitoring and settings
- Display: Graphic User Interface
- Firmware upgrade: yes, via USB - DMX interface (UPBOXPRO/UPBOX1) not included
- Master/Slave: for synchronised operation of more units linked in a chain
- Other: 16bit control of dimmer and colour

### ELECTRONICS

- Dimmer: linear 0 ~ 100% electronic dimmer
- Dimmer curves: 4 selectable dimming modes available
- Strobe / shutter: 1 - 30 Hz, electronic
- Operating temperature: -10° ~ +45°
- LED Control: flicker free operation
- Selectable PWM: 600 ~ 25.000 Hz

### ELECTRICAL

- Mains power supply: 100-240V - 50/60Hz
- Max power consumption: 250 W
- Output (at 230V): 14 units on a single power line
- Power factor: >0,94

### PHYSICAL

- IP rating: 20
- Cooling: combination of heat pipe cooling system and low noise fan
- Suspension and fixing: bracket for hanging and positioning
- Signal connection: Amphenol XLR 5p IN/OUT connectors
- Power connection: Neutrik powerCON IN/OUT connectors
- Dimensions (WxHxD): 262x551x595 mm
- Weight: 7,8 kg

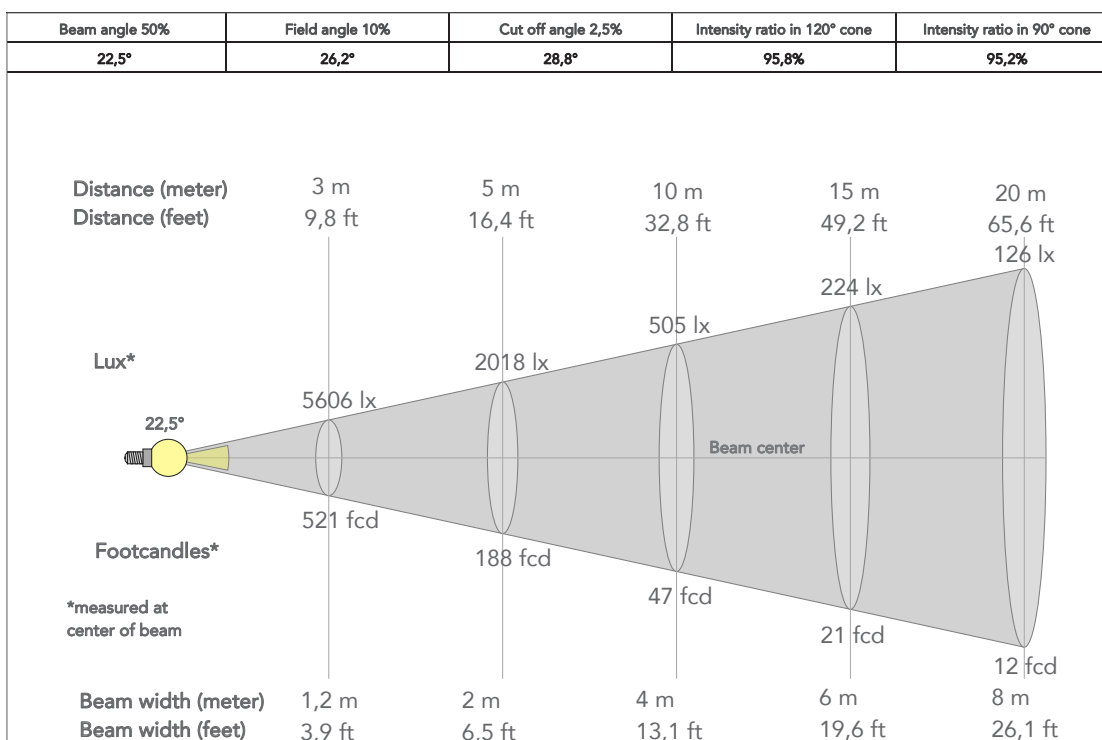
### CERTIFICATIONS / APPROVALS

- Certifications / Approvals: CE, UKCA, RCM

ECLLB05/10/14/19/26/36/50WH	5°/10°/14°/26°/36°/50° lens barrel for Ecl Profile fixtures, filterframe included, white housing
ECLLZ1530	Optics for ECLFC/HD profiler, TPG incl., zoom 15°-30°
ECLLZ2550	Optics for ECLFC/HD profiler, TPG incl., zoom 25°-50°
ECLPROFILESEF1	Soft edge filter and holder kit for ECL profile projectors series
FCLECLHDTWC	Flight case for 8 pcs of ECLHDTWC series
RSR0630B	Steel security cable for hanging bodies, inox steel shackle, L=60 cm, black
TOUR53415L03	Dmx cable HC5340. CANC5MXX XLR 5p->CANC5FXX XLR (f) 5p, L.3m
UPBOX1U	Firmware uploader kit, USB IN, 3pin XLR DMX OUT, USB OUT

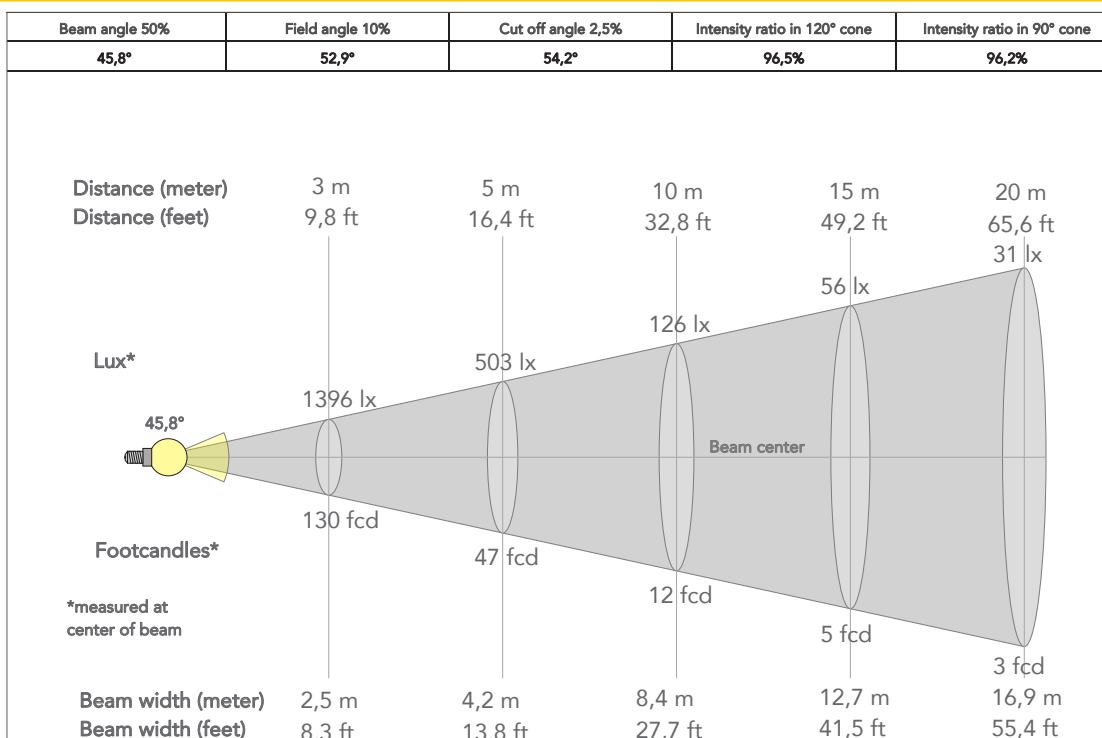
## PRESET FULL ON

Beam angle 50%: 26°

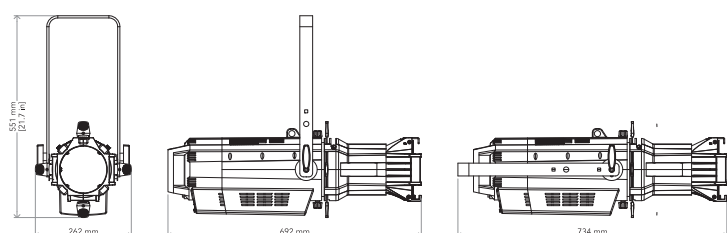


## PRESET FULL ON

Beam angle 50%: 50°



## TECHICAL DRAWINGS



## CERTIFICATIONS / APPROVALS

Visit our website  
for specifications and  
tech documentations

