

EclGalleryProfile FC

60W RGBW/FC zoomable LED ellipsoidals with framing shutter



EclGalleryProfile FC is a compact LED ellipsoidal luminaire engineered with a single 60W high power RGBW/FC LED by Osram for a limitless colour and white reproduction. The luminaire is designed with a stunning aesthetics and it offers a total control of the light, performing a linear zoom system from 20° to 37°, framing shutters for an accurate focusing of the light, and gobo mounting option for image projections. **EclGalleryProfile FC** is fitted with electronic and PSU on board, allowing to be implemented on lighting tracks simply applying a track adapter and the fixture can be easily controlled by wireless. **EclGalleryProfile FC** is truly flexible for any commercials, venues, artgalleries and churches.

MAIN FEATURES

- 60W RGBW/FC LED source
- 20° to 37° on-board zoom with framing shutter and gobo holder
- Wireless DMX control and optional track adapters for easy implementation

VERSIONS

| Code | Housing |
|---------------|---------|
| GALLERYECLBFC | Black |
| GALLERYECLWFC | White |

TECHNICAL SPECIFICATION

LIGHT SOURCE

- Source: 60W RGBW Osram LED
- Luminous flux: (20°) 663 lm - (37°) 635lm @full
- Lux: (20°) 264 lx - (37°) 93lx @5 m full
- Source life expectancy: > 50.000 hrs (L70B10 @Ta 25° C / 77° F)

OPTICS

- Zoom: 20° ~ 37° manual
- Lens type: high-quality glass lens optics
- Focus: manual
- Other: accessory gobo holder for images and texture projection

COLOUR SYSTEM

- Colour mixing: RGBW / FC
- CCT: CCT control through dedicated DMX channel
- White presets: 2.800 K ~ 10.000K
- Colour wheel: virtual colour wheel with macros

DYNAMIC EFFECTS

- Gobo size: E, outer: 37,3 mm - image: 26 mm - thickness: 1,1 mm
- Static mode: selection of static colour
- Manual mode: manual adjustment of colour
- Auto mode: built-in programs with execution speed adjustment

BODY

- Hardware on-board: tilt lock on arm
- Body: sturdy die-cast aluminium body
- Body colour: RAL 9004 or RAL 9003

CONTROL

- Protocols: W-DMX
- DMX channels: 4 / 6 / 11channel
- Wireless Control: included, wireless solution receiver
- Display: Graphic User Interface

ELECTRONICS

- Dimmer: linear 0 ~ 100% electronic dimmer
- Dimmer curves: 4 selectable dimming modes available
- Strobe / shutter: 1 - 30 Hz, electronic
- Operating temperature: -20° C / +45° C (-4° F / +113° F)
- LED Control: flicker free operation

ELECTRICAL

- Mains power supply: 100-240V - 50/60Hz
- Max power consumption: 45W
- Power factor: > 0,96

PHYSICAL

- IP rating: 30
- Cooling: passive cooling and fan-free
- Data connection: W-DMX
- Power connection: 1,5 metres 3G0,75 bare end connection
- Dimensions (WxHxD): 196x293x378mm
- Weight: 2,9kg

CERTIFICATIONS / APPROVALS

- Certifications / Approvals: CE, UKCA, RCM

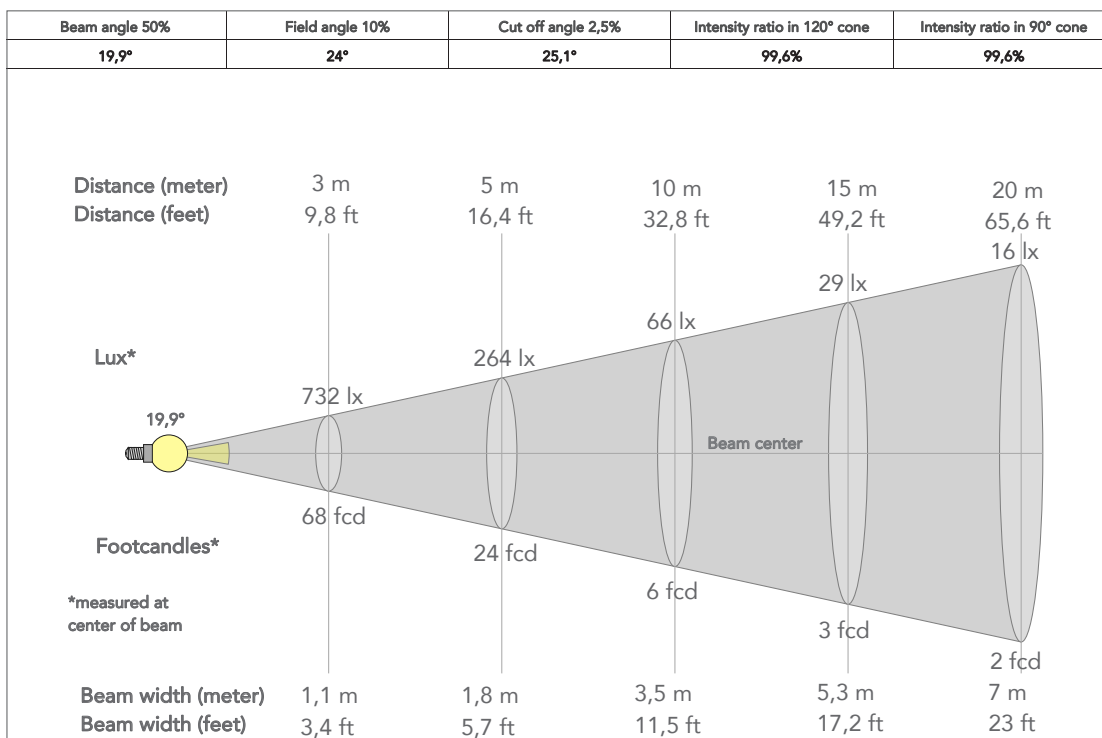
ACCESSORIES & RELATED PRODUCTS

| | |
|----------------|---|
| ▪ C6002B | Slim aluminum clamp, 200kg loading, 48-51mm tubes, M10 bolt, Black |
| ▪ GALLERYECLGH | Gobo holder for GALLERYECL profiler series. |
| ▪ RSR0630B | Steel security cable for hanging bodies, inox steel shackle, L=60 cm, black |
| ▪ WSBBF1G5 | BlackBox F-1 G5 transmitter, 2,45GHz & 5.2/5,8 GHz, DMX/RDM, 512Ch |
| ▪ WSBBF1G6 | BlackBox F-1 G6 transrec, 512ch, 2.45GHz, DMX&RDM, Bluetooth, G3, G4, G4S, G5, CRMX |

| | |
|--------------|--|
| ▪ WSBBR512G5 | BlackBox R-512 G5 receiver 512Ch, 2.45GHz & 5.8GHz, DMX/RDM optional |
| ▪ WSBBR512G6 | BlackBox R-512 G6 receiver 512Ch, 2.45GHz, DMX&RDM, Bluetooth, G3, G4, G4S, G5, CRMX |
| ▪ WDBBOX | WDMX battery transmitter, mini 5p DMX and WIFI IN, 2.4 GHz, 0.4 kg |
| ▪ TRACKADA | Track adaptor, max load 10Kg |

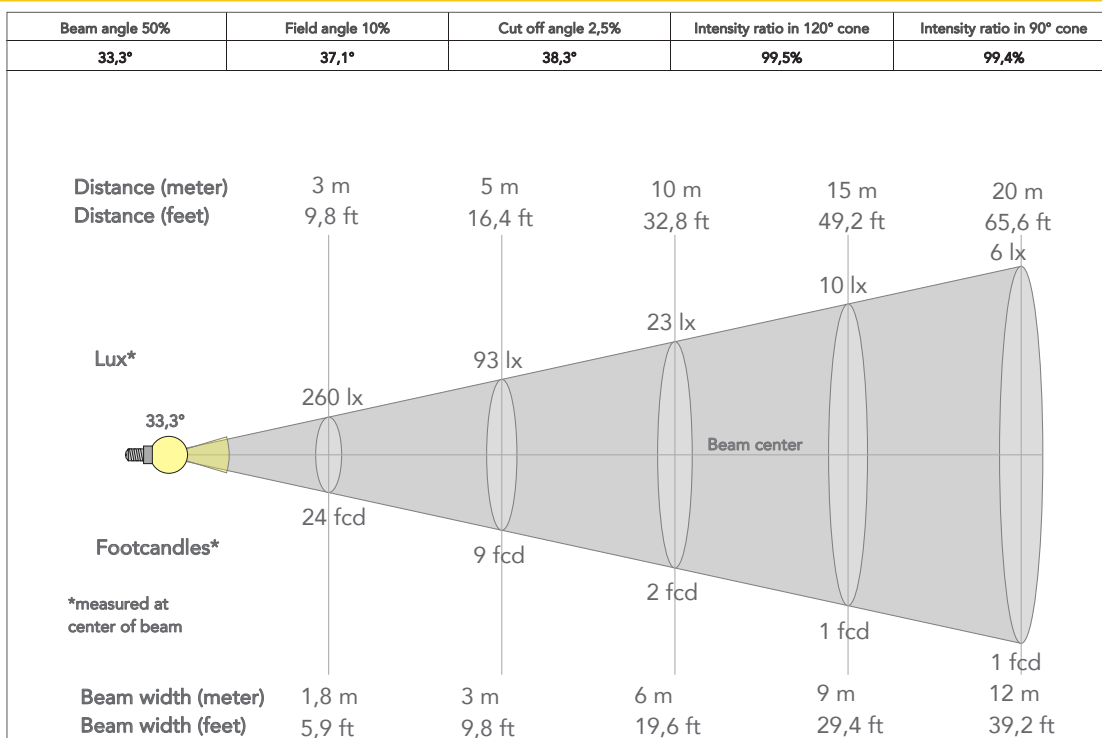
PRESET FULL ON

Beam angle 50%: 20°

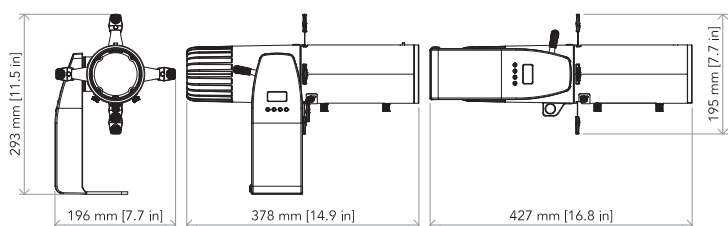


PRESET FULL ON

Beam angle 50%: 37°



TECHNICAL DRAWINGS



CERTIFICATIONS / APPROVALS



Visit our website
for specifications and
tech documentations