

DMX CHARTS

RDM Personality ID List

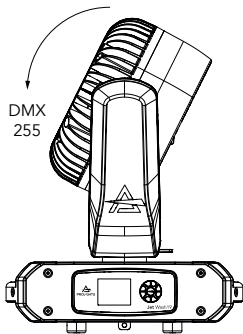
ID	Mode
1	Standard

RDM Model ID

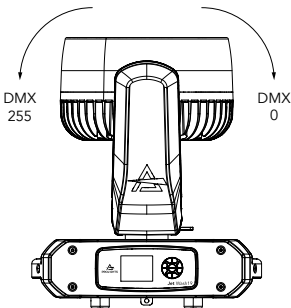
0xA016

PAN/TILT VALUES

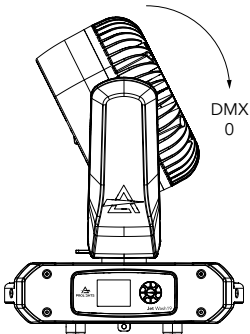
Pan = 128
Tilt = 0



Pan = 128
Tilt = 128

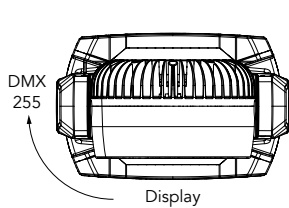


Pan = 128
Tilt = 255

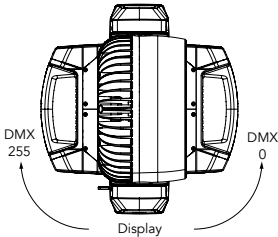


Tilt movement range: 233°
Pan movement range: 540°

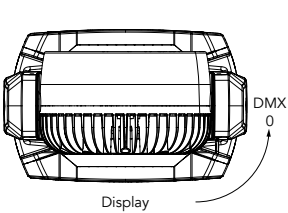
Pan = 0
Tilt = 80



Pan = 128
Tilt = 80



Pan = 255
Tilt = 80



DMX Chart Summary

Channel	Standard
1	Pan
2	Pan Fine
3	Tilt
4	Tilt Fine
5	Dimmer
6	Dimmer Fine
7	Shutter / Strobe
8	CCT
9	Tint
10	Crossfade from CCT to Color
11	Red
12	Red Fine
13	Green
14	Green Fine
15	Blue
16	Blue Fine
17	White
18	White Fine
19	Color Macro
20	CTO on colors
21	Zoom
22	Zoom Fine
23	Control

Std	Function	DMX Value	Default
1	PAN Linear from 0% to 100%	000 ÷ 255	128
2	PAN FINE	000 ÷ 255	128
3	TILT Linear from 0% to 100%	000 ÷ 255	128
4	TILT FINE	000 ÷ 255	128
5	DIMMER Linear from close to open	000 ÷ 255	000
6	DIMMER FINE	000 ÷ 255	000
7	SHUTTER Close Strobe from slow to fast Open Pulse in from slow to fast Open Pulse out from slow to fast Open Random from slow to fast Open	000 ÷ 001 002 ÷ 062 063 ÷ 064 065 ÷ 125 126 ÷ 127 128 ÷ 188 189 ÷ 190 191 ÷ 251 252 ÷ 255	255
8	CCT Linear from 2800K to 10000K	000 ÷ 255	000
9	TINT +25 % to +0 % magenta balanced +0 % to +25 % green	000 ÷ 127 128 129 ÷ 255	128
10	CROSSFADE FROM WHITE TO COLOR Linear from CCT to RGBW	000 ÷ 255	255
11	RED Linear from 0% to 100%	000 ÷ 255	255
12	RED FINE	000 ÷ 255	255
13	GREEN Linear from 0% to 100%	000 ÷ 255	255
14	GREEN FINE	000 ÷ 255	255
15	BLUE Linear from 0% to 100%	000 ÷ 255	255
16	BLUE FINE	000 ÷ 255	255
17	WHITE Linear from 0% to 100%	000 ÷ 255	255
18	WHITE FINE	000 ÷ 255	255
19	COLOR MACRO Open Red Green Blue Cyan Magenta Yellow Dirty White Alice Blue Congo Blue Dark Steel Blue Deep Lavender Lilac Ting Daylight Blue Flame Red Bastard Amber Deep Orange Pale Gold Apricot Bright Blue Primary Green Special Lavender Pale Lavender Deep Golden Amber Medium Blue Bright Pink Mauve	000 ÷ 001 002 ÷ 003 004 ÷ 005 006 ÷ 007 008 ÷ 009 010 ÷ 011 012 ÷ 013 014 ÷ 015 016 ÷ 017 018 ÷ 019 020 ÷ 021 022 ÷ 023 024 ÷ 025 026 ÷ 027 028 ÷ 029 030 ÷ 031 032 ÷ 033 034 ÷ 035 036 ÷ 037 038 ÷ 039 040 ÷ 041 042 ÷ 043 044 ÷ 045 046 ÷ 047 048 ÷ 049 050 ÷ 051 052 ÷ 053	000

Std	Function	DMX Value	Default
19	COLOR MACRO		
	Dark Green	054 ÷ 055	000
	Lee Green	056 ÷ 057	
	Dark Blue	058 ÷ 059	
	Light Blue	060 ÷ 061	
	Steel Blue	062 ÷ 063	
	Medium Blue+Green	064 ÷ 065	
	Peacock Blue	066 ÷ 067	
	Magenta	068 ÷ 069	
	Dark Pink	070 ÷ 071	
	Middle Rose	072 ÷ 073	
	Light Salmon	074 ÷ 075	
	English Rose	076 ÷ 077	
	Light Rose	078 ÷ 079	
	Orange	080 ÷ 081	
	Deep Amber	082 ÷ 083	
	Straw	084 ÷ 085	
	Light Amber	086 ÷ 087	
	Spring Yellow	088 ÷ 089	
	Dark Yellow Green	090 ÷ 091	
	Just Blue	092 ÷ 093	
	Sky Blue	094 ÷ 095	
	Lavender	096 ÷ 097	
	Light Lavender	098 ÷ 099	
	Pink Carnation	100 ÷ 101	
	Medium Pink	102 ÷ 103	
	Light Pink	104 ÷ 105	
	Sunset Red	106 ÷ 107	
	Dark Amber	108 ÷ 109	
	Gold Amber	110 ÷ 111	
	Medium Amber	112 ÷ 113	
	Fire	114 ÷ 115	
	Surprise Peach	116 ÷ 117	
	Straw Tint	118 ÷ 119	
	Medium Yellow	120 ÷ 121	
	Lee Minus Green	122 ÷ 123	
	Pale Gold	124 ÷ 125	
	Orange	126 ÷ 127	
	Deep Straw	128 ÷ 129	
	Rose Purple	130 ÷ 131	
	Deep Purple	132 ÷ 133	
	Soft Green	134 ÷ 135	
	Reserved	136 ÷ 211	
	2800K	212 ÷ 213	
	3000K	214 ÷ 215	
	3200K	216 ÷ 217	
	3400K	218 ÷ 219	
	3600K	220 ÷ 221	
	3800K	222 ÷ 223	
	4000K	224 ÷ 225	
	4200K	226 ÷ 227	
	4400K	228 ÷ 229	
	4600K	230 ÷ 231	
	4800K	232 ÷ 233	
	5000K	234 ÷ 235	
	5200K	236 ÷ 237	
	5400K	238 ÷ 239	
	5600K	240 ÷ 241	
	6000K	242 ÷ 243	
	6500K	244 ÷ 245	
	7000K	246 ÷ 247	
	8000K	248 ÷ 249	
	9000K	250 ÷ 251	
	10000K	252 ÷ 253	
	Full On	254 ÷ 255	
20	CTO ON COLORS Linear from 0% to 100%	000 ÷ 255	000
21	ZOOM Linear from wide to narrow	000 ÷ 255	128
22	ZOOM FINE	000 ÷ 255	128

Std	Function	DMX Value	Default
23	CONTROL		
	No Function/Safe	000 ÷ 001	
	Reserved	002 ÷ 003	
	Reserved	004 ÷ 005	
	PAN REVERSE ON	006 ÷ 007	
	PAN REVERSE OFF	008 ÷ 009	
	TILT REVERSE ON	010 ÷ 011	
	TILT REVERSE OFF	012 ÷ 013	
	PAN/TILT MODE FAST	014 ÷ 015	
	PAN/TILT MODE MEDIUM	016 ÷ 017	
	PAN/TILT MODE SLOW	018 ÷ 019	
	PAN/TILT MODE SYNC	020 ÷ 021	
	MOVEMENT IN BLACKOUT ON	022 ÷ 023	
	MOVEMENT IN BLACKOUT OFF	024 ÷ 025	
	HOME POSITION STANDARD	026 ÷ 027	
	HOME POSITION CUSTOM	028 ÷ 029	
	DISPLAY ON	030 ÷ 031	
	DISPLAY 10S	032 ÷ 033	
	DISPLAY 20S	034 ÷ 035	
	DISPLAY 30S	036 ÷ 037	
	FLIP DISPLAY ON	038 ÷ 039	
	FLIP DISPLAY OFF	040 ÷ 041	
	FLIP DISPLAY AUTO	042 ÷ 043	
	KEY LOCK ON	044 ÷ 045	
	KEY LOCK OFF	046 ÷ 047	
	FAN MODE AUTO	048 ÷ 049	
	FAN MODE SILENT	050 ÷ 051	
	FAN MODE HIGH	052 ÷ 053	
	WHITE CALIBRATION OFF	054 ÷ 055	
	WHITE CALIBRATION STUDIO	056 ÷ 057	
	WHITE CALIBRATION 8000K	058 ÷ 059	
	NO SIGNAL HOLD	060 ÷ 061	
	NO SIGNAL BLACKOUT	062 ÷ 063	000
	Reserved	064 ÷ 065	
	Reserved	066 ÷ 067	
	DIMMER CURVE LINEAR	068 ÷ 069	
	DIMMER CURVE S-CURVE	070 ÷ 071	
	DIMMER CURVE SQUARE LAW	072 ÷ 073	
	DIMMER CURVE INVERSE SQUARE LAW	074 ÷ 075	
	DIMMER SPEED AUTO	076 ÷ 077	
	DIMMER SPEED FAST	078 ÷ 079	
	DIMMER SPEED MEDIUM	080 ÷ 081	
	DIMMER SPEED SLOW	082 ÷ 083	
	LED FREQUENCY 600HZ	084 ÷ 085	
	LED FREQUENCY 1200HZ	086 ÷ 087	
	LED FREQUENCY 2000HZ	088 ÷ 089	
	LED FREQUENCY 4000HZ	090 ÷ 091	
	LED FREQUENCY 6000HZ	092 ÷ 093	
	LED FREQUENCY 25KHZ	094 ÷ 095	
	LED FREQUENCY 50KHZ	096 ÷ 097	
	Reserved	098 ÷ 099	
	Reserved	100 ÷ 101	
	ZOOM MODE STANDARD	102 ÷ 103	
	ZOOM MODE PIXELS	104 ÷ 105	
	INVERT ZOOM OFF	106 ÷ 107	
	INVERT ZOOM ON	108 ÷ 109	
	TUNGSTEN EMULATION ON	110 ÷ 111	
	TUNGSTEN EMULATION OFF	112 ÷ 113	
	RESET ALL	114 ÷ 115	
	RESET PAN	116 ÷ 117	
	RESET TILT	118 ÷ 119	
	RESET PAN/TILT	120 ÷ 121	
	RESET ZOOM	122 ÷ 123	
	Reserved	124 ÷ 253	
	FACTORY DEFAULT OF CONTROL FUNCTIONS	254 ÷ 255	